



GOVERNMENT OF THE PUNJAB

MTDF 2016-19

DEVELOPMENT PROGRAMME 2016-17

Medium Term Development Framework (MTDF) 2016-19

(Million Rs.)

Sector	Allocation 2016-17	Allocation 2017-18	Allocation 2018-19
Social Sector	168,872	164,012	173,171
School Education	47,760	52,536	57,790
Higher Education	17,218	18,939	20,833
Special Education	962	1,058	1,164
Literacy	1,883	2,071	2,278
Sports	5,000	5,500	6,100
Youth Affairs	500	550	600
Specialized Health Care & Medical Education	24,500	26,950	29,645
Primary & Secondary Healthcare	18,000	19,580	21,538
Population Planning	1,336	1,250	1,375
Water Supply & Sanitation	45,000	27,438	21,496
Social Welfare	1,584	645	700
Women development	629	580	640
LG&CD	4,500	6,915	9,012
Infrastructure Development	158,200	167,506	167,830
Roads	79,000	85,917	89,907
Irrigation	41,000	44,000	48,000
Energy	9,000	9,900	10,890
Public Buildings	11,500	13,070	15,031
Urban Development	17,700	14,619	4,002
Production Sector	49,270	60,720	55,403
Agriculture	20,000	24,659	18,908
Cooperatives	208	350	750
Forestry	2,200	2,379	1,586
Wildlife	735	845	972

(Million Rs.)

Sector	Allocation 2016-17	Allocation 2017-18	Allocation 2018-19
Fisheries	755	868	998
Food	865	1,380	1,518
Livestock	9,227	10,654	8,513
Industries, Commerce & Investment	12,587	14,135	16,038
Mines & Minerals	1,893	1,950	2,020
Tourism	800	3,500	4,100
Services Sector	109,023	123,857	140,266
Governance & Information Technology	13,950	15,345	16,879
Labour & HR Development	650	751	786
Transport	92,273	105,396	120,000
Emergency Service	2,150	2,365	2,601
Others	12,635	13,905	15,330
Environment	185	200	220
Information & Culture	400	440	490
Archaeology	400	450	500
Auqaf & Religious Affairs	100	110	121
Human Rights & Minority Affairs	800	880	968
Planning & Development	10,750	11,825	13,031
Special Initiatives	52,000	180,000	58,000
Special Programme/ Initiatives	37,000	30,000	40,000
District/TMA Development Programme	15,000	150,000	18,000
Grand Total	550,000	710,000	610,000

Development Programme 2016-17

(Million Rs.)

Page #	Sector	Type	Capital	Revenue	F.Aid	G.Total
1-261	Social Sector	On-going Schemes	14,798.930	27,425.569	-	42,224.499
		New Schemes	5,596.184	60,463.817	87.500	66,147.501
		Other Development Program	40.000	60,460.000	-	60,500.000
		Total	20,435.114	148,349.386	87.500	168,872.000
1-38	School Education	On-going Schemes	76.128	1,632.992	-	1,709.120
		New Schemes	384.180	30,579.200	87.500	31,050.880
		Other Development Program	-	15,000.000	-	15,000.000
		Total	460.308	47,212.192	87.500	47,760.000
39-62	Higher Education	On-going Schemes	3,559.429	1,813.130	-	5,372.559
		New Schemes	1,580.441	4,265.000	-	5,845.441
		Other Development Program	-	6,000.000	-	6,000.000
		Total	5,139.870	12,078.130	-	17,218.000
63-72	Special Education	On-going Schemes	250.987	345.642	-	596.629
		New Schemes	42.000	323.371	-	365.371
		Total	292.987	669.013	-	962.000
73-78	Literacy	On-going Schemes	-	1,837.430	-	1,837.430
		New Schemes	-	45.570	-	45.570
		Total	-	1,883.000	-	1,883.000
79-94	Sports	On-going Schemes	1,798.006	1,101.994	-	2,900.000
		New Schemes	1,420.000	380.000	-	1,800.000
		Other Development Program	-	300.000	-	300.000
		Total	3,218.006	1,781.994	-	5,000.000
95-98	Youth Affairs	New Schemes	-	500.000	-	500.000
		Total	-	500.000	-	500.000
99-114	Specialized Health Care & Medical Education	On-going Schemes	6,971.280	5,238.720	-	12,210.000
		New Schemes	923.000	3,867.000	-	4,790.000
		Other Development Program	40.000	7,460.000	-	7,500.000
		Total	7,934.280	16,565.720	-	24,500.000
115-136	Primary & Secondary Healthcare	On-going Schemes	2,001.539	3,368.970	-	5,370.509
		New Schemes	1,028.051	11,401.440	-	12,429.491
		Other Development Program	-	200.000	-	200.000
		Total	3,029.590	14,970.410	-	18,000.000
137-143	Population Planning	On-going Schemes	14.726	820.038	-	834.764
		New Schemes	-	101.236	-	101.236
		Other Development Program	-	400.000	-	400.000
		Total	14.726	1,321.274	-	1,336.000
145-235	Water Supply & Sanitation	On-going Schemes	-	8,000.000	-	8,000.000
		New Schemes	-	7,000.000	-	7,000.000
		Other Development Program	-	30,000.000	-	30,000.000
		Total	-	45,000.000	-	45,000.000
237-244	Social Welfare	On-going Schemes	126.835	225.653	-	352.488
		New Schemes	168.512	63.000	-	231.512
		Other Development Program	-	1,000.000	-	1,000.000
		Total	295.347	1,288.653	-	1,584.000
245-249	Women development	On-going Schemes	-	54.000	-	54.000
		New Schemes	50.000	425.000	-	475.000
		Other Development Program	-	100.000	-	100.000
		Total	50.000	579.000	-	629.000

Page #	Sector	Type	Capital	Revenue	F.Aid	G.Total
251-261	LG&CD	On-going Schemes	-	2,987.000	-	2,987.000
		New Schemes	-	1,513.000	-	1,513.000
		Total	-	4,500.000	-	4,500.000
263-444	Infrastructure Development	On-going Schemes	64,979.959	12,912.705	21,780.000	99,672.664
		New Schemes	48,999.896	8,222.440	55.000	57,277.336
		Other Development Program	500.000	750.000	-	1,250.000
		Total	114,479.855	21,885.145	21,835.000	158,200.000
263-353	Roads	On-going Schemes	38,204.997	-	1,800.000	40,004.997
		New Schemes	38,984.270	10.733	-	38,995.003
		Total	77,189.267	10.733	1,800.000	79,000.000
355-374	Irrigation	On-going Schemes	13,438.000	132.000	18,830.000	32,400.000
		New Schemes	8,540.000	5.000	55.000	8,600.000
		Total	21,978.000	137.000	18,885.000	41,000.000
375-381	Energy	On-going Schemes	3,585.000	1,250.000	1,015.000	5,850.000
		New Schemes	250.000	2,650.000	-	2,900.000
		Other Development Program	-	250.000	-	250.000
		Total	3,835.000	4,150.000	1,015.000	9,000.000
383-428	Public Buildings	On-going Schemes	9,751.962	158.705	135.000	10,045.667
		New Schemes	1,225.626	228.707	-	1,454.333
		Total	10,977.588	387.412	135.000	11,500.000
429-444	Urban Development	On-going Schemes	-	11,372.000	-	11,372.000
		New Schemes	-	5,328.000	-	5,328.000
		Other Development Program	500.000	500.000	-	1,000.000
		Total	500.000	17,200.000	-	17,700.000
445-520	Production Sector	On-going Schemes	1,629.218	8,442.069	4,652.845	14,724.132
		New Schemes	1,092.329	18,738.389	450.150	20,280.868
		Other Development Program	-	14,265.000	-	14,265.000
		Total	2,721.547	41,445.458	5,102.995	49,270.000
445-455	Agriculture	On-going Schemes	145.620	3,932.535	3,921.845	8,000.000
		New Schemes	459.790	11,340.210	-	11,800.000
		Other Development Program	-	200.000	-	200.000
		Total	605.410	15,472.745	3,921.845	20,000.000
457-461	Cooperatives	On-going Schemes	89.743	18.257	-	108.000
		New Schemes	-	100.000	-	100.000
		Total	89.743	118.257	-	208.000
463-470	Forestry	On-going Schemes	-	974.722	-	974.722
		New Schemes	-	1,225.278	-	1,225.278
		Total	-	2,200.000	-	2,200.000
471-475	Wildlife	On-going Schemes	193.758	119.703	-	313.461
		New Schemes	310.539	111.000	-	421.539
		Total	504.297	230.703	-	735.000
477-483	Fisheries	On-going Schemes	379.134	320.866	-	700.000
		New Schemes	-	55.000	-	55.000
		Total	379.134	375.866	-	755.000
485-489	Food	On-going Schemes	518.418	131.582	-	650.000
		New Schemes	95.000	120.000	-	215.000
		Total	613.418	251.582	-	865.000
491-498	Livestock	On-going Schemes	248.753	2,147.493	731.000	3,127.246
		New Schemes	153.500	5,146.254	-	5,299.754
		Other Development Program	-	800.000	-	800.000
		Total	402.253	8,093.747	731.000	9,227.000

Page #	Sector	Type	Capital	Revenue	F.Aid	G.Total
499-505	Industries, Commerce & Investment	On-going Schemes	15.210	387.854	-	403.064
		New Schemes	-	418.936	-	418.936
		Other Development Program	-	11,765.000	-	11,765.000
		Total	15.210	12,571.790	-	12,587.000
507-513	Mines & Minerals	On-going Schemes	25.832	211.957	-	237.789
		New Schemes	18.500	136.711	-	155.211
		Other Development Program	-	1,500.000	-	1,500.000
		Total	44.332	1,848.668	-	1,893.000
515-520	Tourism	On-going Schemes	12.750	197.100	-	209.850
		New Schemes	55.000	85.000	450.150	590.150
		Total	67.750	282.100	450.150	800.000
521-553	Services Sector	On-going Schemes	482.000	17,652.576	85,000.000	103,134.576
		New Schemes	911.000	4,977.424	-	5,888.424
		Other Development Program	-	-	-	-
		Total	1,393.000	22,630.000	85,000.000	109,023.000
521-530	Governance & Information Technology	On-going Schemes	-	12,505.851	-	12,505.851
		New Schemes	101.000	1,343.149	-	1,444.149
		Total	101.000	13,849.000	-	13,950.000
531-537	Labour & HR Development	On-going Schemes	-	650.000	-	650.000
		Total	-	650.000	-	650.000
539-545	Transport	On-going Schemes	-	3,094.725	85,000.000	88,094.725
		New Schemes	700.000	3,478.275	-	4,178.275
		Total	700.000	6,573.000	85,000.000	92,273.000
547-553	Emergency Service	On-going Schemes	482.000	1,402.000	-	1,884.000
		New Schemes	110.000	156.000	-	266.000
		Total	592.000	1,558.000	-	2,150.000
555-598	Others	On-going Schemes	162.391	3,723.218	1,381.507	5,267.116
		New Schemes	795.000	6,072.884	-	6,867.884
		Other Development Program	-	500.000	-	500.000
		Total	957.391	10,296.102	1,381.507	12,635.000
555-561	Environment	On-going Schemes	-	32.000	-	32.000
		New Schemes	-	153.000	-	153.000
		Total	-	185.000	-	185.000
563-568	Information & Culture	On-going Schemes	104.795	155.969	-	260.764
		New Schemes	10.000	129.236	-	139.236
		Total	114.795	285.205	-	400.000
569-574	Archaeology	On-going Schemes	17.548	280.282	-	297.830
		New Schemes	-	102.170	-	102.170
		Total	17.548	382.452	-	400.000
575-579	Auqaf & Religious Affairs	On-going Schemes	-	17.000	-	17.000
		New Schemes	-	83.000	-	83.000
		Total	-	100.000	-	100.000
581-585	Human Rights & Minority Affairs	New Schemes	735.000	65.000	-	800.000
		Total	735.000	65.000	-	800.000
587-598	Planning & Development	On-going Schemes	40.048	3,237.967	1,381.507	4,659.522
		New Schemes	50.000	5,540.478	-	5,590.478
		Other Development Program	-	500.000	-	500.000
		Total	90.048	9,278.445	1,381.507	10,750.000

(Million Rs.)

Page #	Sector	Type	Capital	Revenue	F.Aid	G.Total
599-602	Special Initiatives	On-going Schemes	-	-	-	-
		New Schemes	-	50,000.000	-	50,000.000
		Other Development Program	-	2,000.000	-	2,000.000
		Total	-	52,000.000	-	52,000.000
599-600	Special Programme/ Initiatives	New Schemes	-	35,000.000	-	35,000.000
		Other Development Program	-	2,000.000	-	2,000.000
		Total	-	37,000.000	-	37,000.000
601-602	District/TMA Development	New Schemes	-	15,000.000	-	15,000.000
		Total	-	15,000.000	-	15,000.000
	Total Development Portfolio	On-going Schemes	82,052.498	70,156.137	112,814.352	265,022.987
		New Schemes	57,394.409	148,474.954	592.650	206,462.013
		Other Development Program	540.000	77,975.000	-	78,515.000
		Total	139,986.907	296,606.091	113,407.002	550,000.000

Other Development Program 2016-17

(Million Rs.)

Sr.#	Sector	Programme	Allocation 2016-17
1	School Education	Punjab Education Foundation (PEF)	12,000
2		Danish School	3,000
3	Higher Education	Punjab Education Endowment Funds (PEEF)	4,000
4		Lahore Knowledge Park including IT & Engineering University	2,000
5	Sports	Punjab Youth & Sports Endowment Fund	300
6	Health	Health Insurance Card	1,500
7		Population Welfare Programme	400
8		PMDGP/PHSRP WB, DFID Sponsored / Vertical Program	200
9		Pakistan Kidney Liver Institute (PKLI), Lahore	4,000
10		Expansion of Recp Tayyip Erdogan Hospital, Muzaffargarh and Centralized Blood Banking System	1,900
11		Rehabilitation centre at Divisional Level	100
12	Water Supply	Saaf Pani Program	30,000
13	Urban Development	Green Development Funds (PHA)	500
14		Low Income Housing (LIH)	500
15	Agriculture	Punjab Bio Gas Energy Company	200
16	Livestock	PLDDB & PAMCO	800
17	Industries, C&I	PIEDMIC	2,000
18		FIEDMIC	100
19		PSIC (Self Employment Scheme)	3,000
20		PBIT	150
21		PSDF	900
22		Punjab Skill Development Program (PIU)	615
23		TEVTA	3,000
24		PVTC	2,000
25	Mines & Minerals	Punjab Minerals Company	1,500
26	Social Welfare	Social Protection Authority (SPA)	1,000
27	Women Development	Punjab Commission on Status of Women	100

(Million Rs.)

Sr.#	Sector	Programme	Allocation 2016-17
28	Energy	Construction of Spurline for Sahiwal Coal Power Plant / Quaid e Azam Thermal Pvt. Ltd.- RLNG based Power Project	250
29	Special Package	Special Development Package for Baluchistan	2,000
30	P&D	Urban Unit (Punjab Jobs & Competitiveness Programme for Results	500
TOTAL			78,515

SCHOOL EDUCATION

IMPORTANCE OF SCHOOL EDUCATION FOR ECONOMIC GROWTH

Education is a means for economic mobility and a necessity for Pakistan which has a large young population. The Punjab Government aims to focus on demand side interventions to increase the demand for education amongst the poor and vulnerable groups in line with the Growth Strategy of the Punjab. The Punjab Government also envisages enhancing available resources of schools by increasing supply of educational inputs.

The Punjab Government has set objectives of Education sector in the form of “Re-Launch of Chief Minister’s Reforms Road Map – 2018 Goals”. Priorities of the education sector include 100% enrollment of all children of school going age, retention of all enrolled students up to 5-16 years, gender parity, an international standard infrastructure in schools, merit based recruitment of teachers, and incentives for good performance coupled with access to quality education.

VISION

To ensure 100% enrolment, retention of all enrolled students up to 5-16 years, gender parity, and improvement in educational standards coupled with access to quality education.

POLICY

- Access to quality education
- 100% enrollment of all children of school-going age.
- Retention of all enrolled students up to 5-16 years.
- Gender Parity.
- Provision of international standard infrastructure in schools.
- Merit based recruitment of teachers and incentives for good performance.
- Empowerment of School Councils.
- Internal Merit Scholarships for the class 6th to 10th.
- Elimination of multi-grading teaching and to reduce overcrowding in schools
- Policy shift from input based interventions to output based approach.

OBJECTIVES

- To achieve targets of SDGs 2030 for inclusiveness and equitable & quality education for all
- To increase quality, frequency of teacher coaching and strengthen teacher training on content and pedagogy
- Reform exams to better assess student learning
- Simplify curriculum to allow optimal learning at quality and pace
- Information Communications Technology (ICT) infusion at all levels of schooling
- Provision of Additional Classrooms in over-crowded schools
- Increase quantity and effectiveness of school leadership
- Engage wider community of parents and other citizens to support efforts of reform
- To promote Public Private Partnership (PPP) and to expand the outreach of Punjab Education Foundation (PEF) to out of school children
- Provide and maintain basic facilities in all schools
- Rehabilitation / Reconstruction of dilapidated school buildings for safe and conducive environment

STRATEGY

- Improving school infrastructure through provision of missing facilities
- Provision of additional classrooms through community involvement to eliminate the multi grade and overcrowding
- Provision of IT / Science Labs in Secondary Schools
- Improving enrollment through opening of new schools by Punjab Education Foundation (PEF)
- Rehabilitation / Reconstruction of dilapidated school buildings for safe and better school infrastructure
- Performance based incentives to the students
- To check drop-out rates and support to private schools through Punjab Education Foundation
- Access to quality education to the poor segment of the society through Daanish Schools

STRATEGIC INTERVENTIONS

PROVISION OF MISSING FACILITIES IN SCHOOLS AND IMPROVING LEVEL OF EDUCATION

Deficiency of basic facilities in schools leads to low attendance and increasing number of dropouts. The intervention of provision of missing facilities was started few years ago to make the schools fully functional by providing adequate facilities. Facilities like security equipment, fencing for schools i.e. boundary wall, drinking water, electricity, furniture, and toilet block, all come under the provision of missing facilities. In the financial year of 2015-16, 6,511 schools have been provided with these missing facilities. An allocation of Rs. 5 billion have been made in ADP 2016-17 to provide missing facilities in primary schools in Punjab with a special focus on southern district by providing additional funds. The allocated funds will be sufficient to address the needs of all schools in Punjab regarding missing facilities.

PROVISION OF IT / SCIENCE LABS IN SECONDARY / HIGHER SECONDARY SCHOOLS IN PUNJAB

Information and Communication Technology (ICT) infusion has been the main focus of School Education Department in the recent years. Due to this, the Government of Punjab has started the scheme to provide I.T facilities to all missed out schools, newly upgraded high and higher secondary schools to bring them at par with other schools. 546 Secondary / Higher Secondary schools have been provided IT labs during 2015-16. An allocation of Rs. 500 million has been earmarked for this purpose in ADP 2016-17 in order to provide 500 IT Labs.

PROVISION OF ADDITIONAL CLASS ROOMS IN SCHOOLS HAVING HIGHEST ENROLLMENT

This is a flagship programme of the Government. Huge allocation of Rs. 15 billion has been made in ADP 2016-17 for provision of 12,500 Additional Class Rooms.

Under this initiative, schools having highest enrollment will be provided additional classrooms in order to eliminate multi-grade and overcrowding. In addition to this, 11,000 classrooms are being provided through the funding from DFID UK.

REHABILITATION / RECONSTRUCTION OF DILAPIDATED SCHOOL BUILDINGS

This is also a high priority programme of the Government. In order to provide safe, better and conducive environment to the students. 2,568 dilapidated schools buildings have been rehabilitated / reconstructed during F.Y 2015-16. An allocation of Rs. 8 billion has been kept in ADP 2016-17 for rehabilitation / reconstruction of 4,063 dilapidated school buildings.

INTERNAL MERIT SCHOLARSHIPS

Internal Merit Scholarships are being provided to the students of class 6th, 7th & 8th @ Rs. 800 per student per month on the basis of PEC examination results of class-V and to the students of class 9th & 10th at a rate of Rs. 1,000 per student per month on the basis of the PEC examination of class-VIII. Since initiation of the programme, 12,626 Internal Merits Scholarship have been provided to the students till F.Y 2015-16 and 6,313 scholarships will be provided in F.Y 2016-17.

OPENING OF NEW PRIMARY SCHOOLS

There are number of locations in Punjab are without primary schools. New Primary Schools are being established through Punjab Education Foundation (PEF) under Public Private Partnership (PPP) in the areas where primary schools do not exist. Private partners are running these schools and Punjab Education Foundation (PEF) is providing recurring cost. 235 New Primary Schools have been established during F.Y 2015-16 and 500 New Primary Schools will be established in F.Y 2016-17.

EARLY CHILDHOOD EDUCATION (Kids Rooms Provision in Primary Schools)

Statistics show that 39% students dropped between kachi and Grade-I. This dropout rate further rises in next grades. Focusing on the issue of retention of the student between kachi and grade I, Early Child Education pilot scheme was initiated for 1200 primary schools during F.Y 2014-15. This model was especially successful in retention of students between Kachi / Grade-I. An allocation has been made in C.F.Y to provide Early Child Education in additional 1,000 primary schools.

PUNJAB EDUCATION FOUNDATION

The Punjab Education Foundation (PEF) is an autonomous organization, established for promotion of quality education in Public Private Partnership mode. It encourages and supports the efforts of private sector through professional, technical and financial assistance. It provides innovative instruments to enable private educational institutions to expand educational opportunities at affordable cost to the poor. PEF has been assigned the task to enroll / reach out to 2.8 million children by 2019 under the expansion plan of Chief Minister's Education Roadmap. At present, PEF is running the following programs:-

i. FOUNDATION ASSISTED SCHOOLS PROGRAM (FAS)

It is flagship program of Punjab Education Foundation under which assistance is being provided to low fee private schools, through public-private partnership, in the poor neighborhoods & rural areas of Punjab. This program was incepted in 2005 with the ordinary outreach of 6 districts; however, FAS program has now been extended to all 36 districts of Punjab having 3,312 partner schools catering for the needs of more than 1,467,461 students.

ii. EDUCATION VOUCHER SCHEME (EVS)

Education Voucher Scheme was launched in 2006 with the aim to provide financial assistance to the schools through issuance of vouchers after identification and registration of deserving children. The acceptable age of a child under EVS is 6-16 years. The children catered by EVS belong to less privileged areas / katchi abadies / urban slums. Vouchers are provided to households to give them freedom of choice for selection of EVS partner school for their children. In a short span of time, within 10 years of its inception, EVS launched 14 expansion phases in 36 districts of Punjab and more than 310,918 children are registered under EVS program and getting free quality education in 1,370 partner schools.

iii. NEW SCHOOL PROGRAM (NSP)

New School Program is an initiative of PEF that ensures access to schools in settlements where no formal schools exist within the radius of one kilometer

having population of approximately 350 people. It was launched in 2008 by opening new schools in seven tehsils with low literacy rates having concentration of out of school children. Individual entrepreneurs and NGOs are encouraged to operationalize schools under this program after signing of agreements. Currently, 150,004 students are enrolled in 1,632 schools which are opened under NSP in all 36 districts of Punjab.

iv. PUBLIC SCHOOL SUPPORT PROGRAM

Government of the Punjab through PEF has initiated and approved Public School Support Program (PSSP) to improve quality of education in low performing public schools. The program aims to provide free of cost quality education in existing public schools through involvement of private sector.

PUNJAB DAANISH SCHOOL SYSTEM

Daanish Schools and Centers of Excellence were established with the objective to alleviate poverty by educating the gifted children of down trodden and marginalized families. To achieve this objective, Provincial Assembly of Punjab passed Daanish Schools and Centers of Excellence Authority Act in 2010. The Authority has so far set up 14 schools for Boys and Girls at 7 different locations in Punjab i.e. at Chishtian District Bahawalnagar, Hasilpur District Bahawalpur, Rahim Yar Khan, Harnoli District Mianwali, Jand District Attock, Dera Ghazi Khan and Fazilpur District Rajanpur. All these schools are functional. Some more schools are also in the pipeline. Daanish schools provide residential facilities as well and students and teachers have to reside on campus.

Moreover, students are provided with free education, books, food, uniforms, casual wear, sports facilities, medical and psychological treatments etc.

ACHIEVEMENTS OF 2015-16

- Missing Facilities were provided in 6,511 schools in Punjab.
- IT Labs were established in 546 Secondary and Higher Secondary Schools having highest enrollment.
- 782 additional classrooms were built in schools having highest enrollment in Punjab.

- 2,568 dilapidated buildings of schools were re-constructed.
- 235 New Primary Schools were established in the year 2015-16.
- 12,626 Internal Merit scholarships stand awarded till F.Y 2015-16

NEW INITIATIVES OF 2016-17

- Provision of 100% missing facilities in all schools in Punjab with special focus on Southern districts by providing 10% additional funds under the program
- Provision of IT Labs in Secondary Schools in districts of Punjab
- Provision of Additional Class Rooms in Primary Schools in Punjab
- Reconstruction of dilapidated School Buildings in Punjab
- Establishment of Planning support unit in School Education Department to address capacity issues in planning, implementation and monitoring of development programme.
- Purchase of land for Establishment for Cadet College at Fort Munro, D.G. Khan.
- Establishment of Cadet College at Fort Munro, D.G. Khan.
- Establishment of Cadet College at R.Y. Khan.

TARGETS FOR FINANCIAL YEAR 2016-17

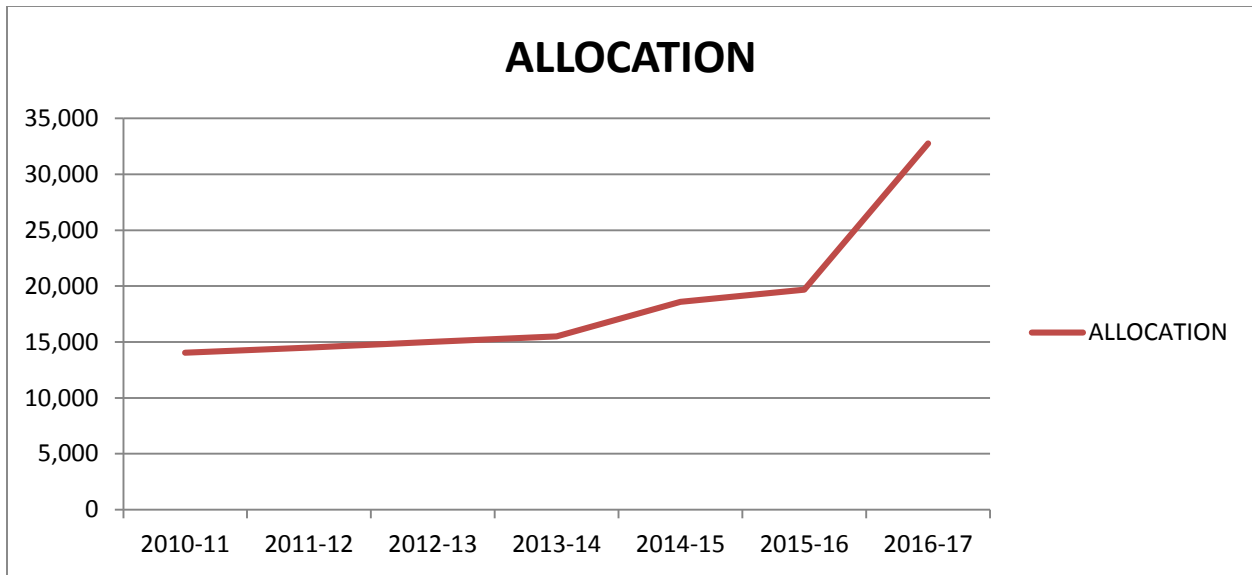
- Provision of Missing Facilities in all schools in Punjab
- Provision of IT Labs in 500 Secondary Schools / Higher Secondary Schools having highest enrollment
- Provision of 12,500 Additional Classrooms in primary schools in Punjab
- Reconstruction of 4,063 dilapidated School Buildings in Punjab
- Opening of 500 New Primary schools in Punjab through PEF

TREND OF ALLOCATIONS

(Rs. In millions)

S/N	YEARS	ALLOCATION
1	2010-11	14,050
2	2011-12	14,500
3	2012-13	15,000

S/N	YEARS	ALLOCATION
4	2013-14	15,500
5	2014-15	18,600
6	2015-16	19,670
7	2016-17	32,760



OTHER DEVELOPMENT PROGRAMS (ODP) 2016-17

ODP	Allocation
• Punjab Education Foundation	12,000 million
• Daanish School System	3,000 million

MTDF 2016-19
School Education : Summary
Development Programme 2016-17

(Million Rs.)

Sub-Sector	Local	F. Aid	Total
Ongoing Schemes			
Regular	1,709.120	0.000	1,709.120
Total	1,709.120	0.000	1,709.120
New Schemes			
Regular	31,050.880	87.500	31,050.880
Total	31,050.880	87.500	31,050.880
Other Development Programmes	15,000.000	0.000	15,000.000
Total (ongoing+new)	47,760.000	87.500	47,760.000

Development Program 2017-18

Ongoing Schemes			
Regular	1,880.032	0.000	1,880.032
Total	1,880.032	0.000	1,880.032
New Schemes			
Regular	34,155.968	87.500	34,155.968
Total	34,155.968	87.500	34,155.968
Other Development Programmes	16,500.000	0.000	16,500.000
Total (ongoing+new)	52,536.000	87.500	52,536.000

Development Program 2018-19

Ongoing Schemes			
Regular	2,068.035	0.000	2,068.035
Total	2,068.035	0.000	2,068.035
New Schemes			
Regular	37,571.565	87.500	37,571.565
Total	37,571.565	87.500	37,571.565
Other Development Programmes	18,150.000	0.000	18,150.000
Total (ongoing+new)	57,789.600	87.500	57,789.600
MTDF 2016-19 : Grand Total			158,085.600

SCHOOL EDUCATION: SUMMARY

(Million Rs.)

Type / Sub Sector	No. of Schemes	Provision for 2016-17				Projection for 2017-18	Projection for 2018-19
		Capital	Revenue	Foreign Aid	G. Total (Cap+Rev)		
<u>ON-GOING SCHEMES</u>							
Regular	15	76.128	1,632.992	0.000	1,709.120	0.000	0.000
Total: ON-GOING SCHEMES	15	76.128	1,632.992	0.000	1,709.120	0.000	0.000
<u>NEW SCHEMES</u>							
Regular	361	384.180	2,579.200	87.500	3,050.880	3,448.241	863.096
Provision of Missing Facilities	36	0.000	5,000.000	0.000	5,000.000	0.000	0.000
Provision of Additional Class Rooms	1	0.000	15,000.000	0.000	15,000.000	0.000	0.000
Reconstruction of Dilapidated School Buildings	1	0.000	8,000.000	0.000	8,000.000	0.000	0.000
Total: NEW SCHEMES	399	384.180	30,579.200	87.500	31,050.880	3,448.241	863.096
Total: ADP	414	460.308	32,212.192	87.500	32,760.000	3,448.241	863.096
<u>OTHER DEVELOPMENT PROGRAMME</u>							
ODP	2	0.000	15,000.000	0.000	15,000.000	0.000	0.000
Total: OTHER DEVELOPMENT PROGRAMME	2	0.000	15,000.000	0.000	15,000.000	0.000	0.000
Grand Total	416	460.308	47,212.192	87.500	47,760.000	3,448.241	863.096

SCHOOL EDUCATION

(Million Rs.)

GS No	Scheme Information Approval Date / Location	Est. Cost	Accum. Exp June,16	Provision for 2016-17			MTDF Projections		Throw fwd Beyond June, 2019
				Cap	Rev	G. Total (Cap+Rev)	2017-18	2018-19	
1	2	3	4	5	6	7	8	9	10

ON-GOING SCHEMES

Regular

1	Additional Facilities in Girls Guide Building at Brewery at Murree, Rawalpindi 3-9-2014 Rawalpindi , Murree	86.480	79.788	6.692	0.000	6.692	0.000	0.000	0.000
2	Additional Facilities in Boys Scouts Building at Brewery at Murree, Rawalpindi 28-1-12 Rawalpindi , Murree	60.575	60.115	0.460	0.000	0.460	0.000	0.000	0.000
3	Construction of 2-Hostels at Cadet College, Essa Khel, Mianwali 8-1-2015 Mianwali , Essa Khel	186.756	127.849	58.907	0.000	58.907	0.000	0.000	0.000
4	Up-gradation of GGMS to High Level, Jaggowala, District Gujranwala 27-01-2015 Gujranwala	9.337	5.000	0.000	4.337	4.337	0.000	0.000	0.000
5	Up-gradation of GGES,Nathu Sivia to High Level, Tehsil Nowshera Virkan, District Gujranwala 18-01-2016 Gujranwala	11.480	10.000	0.000	1.480	1.480	0.000	0.000	0.000
6	Up-Gradation of GGHS,Bhiri Shah, Rehman to Higher Secondary Level, Tehsil Mowshera Virkan, District Gujranwala 18-01-2016 Gujranwala	35.433	10.000	0.000	25.433	25.433	0.000	0.000	0.000
7	Construction of 4-Hostels at Cadet College, Pasrur, Sialkot 3-9-2014 Sialkot , Pasrur	161.511	151.442	10.069	0.000	10.069	0.000	0.000	0.000
8	Up-gradation of Governmet Girls Middle School Nizam pura Tehsil Chunian District kasur to High Level 23-02-2016 Kasur , Chunian	11.314	3.000	0.000	8.314	8.314	0.000	0.000	0.000
9	Up-gradation of Government Girls Middle School, Muhammadi Pur Tehsil Chunian District kasur to High Level 23-02-2016 Kasur , Chunian	8.750	3.000	0.000	5.750	5.750	0.000	0.000	0.000
10	Up-gradation of Government Boys Middle School, Badoki Tehsil Chunian District kasur to High Level 23-02-2016 Kasur , Chunian	12.672	3.000	0.000	9.672	9.672	0.000	0.000	0.000
11	Up-gradation of Government Girls Middle School, Gid Pur Tehsil Chunian District kasur to High Level 23-02-2016 Kasur , Chunian	11.458	3.000	0.000	8.458	8.458	0.000	0.000	0.000
12	E-Learn Punjab (Phase-I) 11-5-2015 Punjab	140.369	128.220	0.000	12.149	12.149	0.000	0.000	0.000
13	Internal Merit Scholarships 28-10-15 Punjab	400.000	198.926	0.000	201.074	201.074	0.000	0.000	0.000
14	Introduction of Early Childhood Education in 1000-Primary Schools in Punjab with highest enrollment & Improvement of Environment of Schools to convert them into Child-Friendly Schools 28-10-15 Punjab	196.651	100.000	0.000	96.651	96.651	0.000	0.000	0.000

SCHOOL EDUCATION

(Million Rs.)

GS No	Scheme Information Approval Date / Location	Est. Cost	Accum. Exp June,16	Provision for 2016-17			MTDF Projections		Throw fwd Beyond June, 2019
				Cap	Rev	G. Total (Cap+Rev)	2017-18	2018-19	
1	2	3	4	5	6	7	8	9	10
15	Solar Solution for Off-Grid & Other Schools in Punjab 28-10-15 Punjab	1,413.114	153.440	0.000	1,259.674	1,259.674	0.000	0.000	0.000
Sub-Total: Regular		2,745.900	1,036.780	76.128	1,632.992	1,709.120	0.000	0.000	0.000
Total: ON-GOING SCHEMES		2,745.900	1,036.780	76.128	1,632.992	1,709.120	0.000	0.000	0.000

NEW SCHEMES

Regular

16	Upgradation of GBES, Mir Gala Khalsa to High Level Tehsil Kallar Syedan District Rawalpindi Un-Approved Rawalpindi	9.000	0.000	0.000	4.500	4.500	4.500	0.000	0.000
17	Upgradation of Govt. Girls Primary School Sojhanda, District Attock to Elementary Level Attock Un-Approved Attock	8.000	0.000	0.000	4.000	4.000	4.000	0.000	0.000
18	Upgradation of Govt. Girls Primary School, Sojhanda, Attock Un-Approved Attock	5.000	0.000	0.000	2.500	2.500	2.500	0.000	0.000
19	Upgradation of GGES Dhermond to High Level Un-Approved Chakwal	13.707	0.000	0.000	6.854	6.854	6.854	0.000	0.000
20	Upgradation of GGES Khuyian to High Level Un-Approved Chakwal	9.999	0.000	0.000	5.000	5.000	5.000	0.000	0.000
21	Upgradation of GGPS Sukka to Elementary Level Un-Approved Chakwal	8.725	0.000	0.000	4.363	4.363	4.363	0.000	0.000
22	Opening of New GGPS Mohallah Qudrat Abad Khurd, Tehsil & District Jhelum Un-Approved Jhelum	7.000	0.000	0.000	3.500	3.500	3.500	0.000	0.000
23	Upgradation of Govt. Girls Primary School, Kot Basira, Tehsil & District Jhelum to Elementary Level Un-Approved Jhelum	3.375	0.000	0.000	1.688	1.688	1.688	0.000	0.000
24	Upgradation of GGPS Kotli Khai, Tehsil Dina, District Jhelum to Elementary Level Un-Approved Jhelum	9.555	0.000	0.000	4.778	4.778	4.778	0.000	0.000
25	Up-gradation of Govt. Girls Elementary School, Dudhi Phapra, Tehsil Pind Dadan Khan to high level. Un-Approved Jhelum	11.000	0.000	0.000	5.500	5.500	5.500	0.000	0.000
26	Opening of New GPS at Sidhowal, Tehsil Bhalwal, District Sargodha Un-Approved Sargodha	7.000	0.000	0.000	3.500	3.500	3.500	0.000	0.000
27	Upgradation of GGPS, At Kot Shahnawaz, to Middle Level District Sargodha Un-Approved Sargodha	7.000	0.000	0.000	3.500	3.500	3.500	0.000	0.000
28	Upgradation of GBPS, At Chak Miana to Middle Level District Sargodha Un-Approved Sargodha	7.000	0.000	0.000	3.500	3.500	3.500	0.000	0.000

SCHOOL EDUCATION

(Million Rs.)

GS No	Scheme Information Approval Date / Location	Est. Cost	Accum. Exp June,16	Provision for 2016-17			MTDF Projections		Throw fwd Beyond June, 2019
				Cap	Rev	G. Total (Cap+Rev)	2017-18	2018-19	
1	2	3	4	5	6	7	8	9	10
29	Upgradation of Elementary to High Girls School Jalpana Shahpur, Jalpana Un-Approved Sargodha, Shahpur	9.000	0.000	0.000	4.500	4.500	4.500	0.000	0.000
30	Up-gradation of GBPS Chak Miana, to Middle Level Un-Approved Sargodha	7.000	0.000	0.000	3.500	3.500	3.500	0.000	0.000
31	Up-Gradation of GGPS Chak No.18 SB Un-Approved Sargodha	7.000	0.000	0.000	3.500	3.500	3.500	0.000	0.000
32	Up-Gradation of GGPS Nabi Shah Wala, Un-Approved Sargodha	7.000	0.000	0.000	3.500	3.500	3.500	0.000	0.000
33	Up-gradation of Govt. Boys Primary School Bola Bala to Elementary Level Un-Approved Sargodha	7.000	0.000	0.000	3.500	3.500	3.500	0.000	0.000
34	Up-gradation of Govt. Girls Primary School 71/SB Sargodha to Elementary School Un-Approved Sargodha	7.000	0.000	0.000	3.500	3.500	3.500	0.000	0.000
35	Up-Gradation of Govt. Girls Primary School Hafizabad to Elementary Level Un-Approved Sargodha	7.000	0.000	0.000	3.500	3.500	3.500	0.000	0.000
36	Up-gradation of Govt. Girls Primary School, 67 Alaf Shumali Un-Approved Sargodha	7.000	0.000	0.000	3.500	3.500	3.500	0.000	0.000
37	Up-gradation of Govt. Primary School No.1, 94 Shumali Un-Approved Sargodha	7.000	0.000	0.000	3.500	3.500	3.500	0.000	0.000
38	Up-gradation of Govt. Girls Middle School, 93 Shumali Un-Approved Sargodha	11.000	0.000	0.000	5.500	5.500	5.500	0.000	0.000
39	Up-Gradation of GGES Dhori. Un-Approved Sargodha	13.000	0.000	0.000	6.500	6.500	6.500	0.000	0.000
40	Establishment of GGPS Kot Shah Nawaz, Sargodha. Un-Approved Sargodha	30.000	0.000	0.000	7.500	7.500	22.500	0.000	0.000
41	Establishment of Multipurpose Hall in Govt. High School at Chak No.71/SB Tehsil and District Sargodha Un-Approved Sargodha	18.252	0.000	0.000	9.126	9.126	9.126	0.000	0.000
42	Up-Gradation of Govt. Boys High School to Govt. Degree College Khizarabad Un-Approved Sargodha	120.000	0.000	0.000	15.000	15.000	105.000	0.000	0.000
43	Upgradation of Govt. Girls Elementary School, Ugali, District Khushab to nextLevel Khushab Un-Approved Khushab	16.000	0.000	0.000	4.000	4.000	12.000	0.000	0.000
44	Construction of District Education Complexes in District Mianwali Un-Approved Mianwali	50.000	0.000	0.000	8.500	8.500	41.500	0.000	0.000

SCHOOL EDUCATION

(Million Rs.)

GS No	Scheme Information Approval Date / Location	Est. Cost	Accum. Exp June,16	Provision for 2016-17			MTDF Projections		Throw fwd Beyond June, 2019
				Cap	Rev	G. Total (Cap+Rev)	2017-18	2018-19	
1	2	3	4	5	6	7	8	9	10
45	Upgradation of GGPS, At Kaneri to Middle Level District Bhakkar Un-Approved Bhakkar	7.000	0.000	0.000	3.500	3.500	3.500	0.000	0.000
46	Upgradation of GGPS, At Kachi Shahani to Middle Level District Bhakkar Un-Approved Bhakkar	7.000	0.000	0.000	3.500	3.500	3.500	0.000	0.000
47	Upgradation of GBHS, At Dajal to Next Level District Bhakkar Un-Approved Bhakkar	15.000	0.000	0.000	7.500	7.500	7.500	0.000	0.000
48	Upgradation of GGPS, At Ratta to Middle Level District Bhakkar Un-Approved Bhakkar	7.000	0.000	0.000	3.500	3.500	3.500	0.000	0.000
49	Upgradation of GBPS, At Basti Norang to Middle Level District Bhakkar Un-Approved Bhakkar	7.000	0.000	0.000	3.500	3.500	3.500	0.000	0.000
50	Upgradation of GGPS, At Jhook Tibba to Middle Level District Bhakkar Un-Approved Bhakkar	7.000	0.000	0.000	3.500	3.500	3.500	0.000	0.000
51	Upgradation of GBPS, At Jhook Tibba to Middle Level District Bhakkar Un-Approved Bhakkar	7.000	0.000	0.000	3.500	3.500	3.500	0.000	0.000
52	Upgradation of GBES, At Gujja to Next Level District Bhakkar Un-Approved Bhakkar	11.000	0.000	0.000	5.500	5.500	5.500	0.000	0.000
53	Upgradation of GPS, At Bahar Luck to Next Level District Bhakkar Un-Approved Bhakkar	7.000	0.000	0.000	3.500	3.500	3.500	0.000	0.000
54	Upgradation of GBPS, 35-TDA to Next Level District Bhakkar Un-Approved Bhakkar	7.000	0.000	0.000	3.500	3.500	3.500	0.000	0.000
55	Upgradation of GBES, At Bhilmana to Next Level District Bhakkar Un-Approved Bhakkar	12.000	0.000	0.000	6.000	6.000	6.000	0.000	0.000
56	Govt. Girls Primary School Abbasianwali to Middle level Un-Approved Bhakkar	7.000	0.000	0.000	3.500	3.500	3.500	0.000	0.000
57	Govt. Model School Hassan Wala to Elementary level Un-Approved Bhakkar	7.000	0.000	0.000	3.500	3.500	3.500	0.000	0.000
58	Construction of 06-Calss Rooms at Govt Girls High School, Chak No.224/RB, Wazir Khan Wali, Faisalabad Un-Approved Faisalabad	5.000	0.000	0.000	2.500	2.500	2.500	0.000	0.000
59	Construction of 06-Calss Rooms at Govt BoysHigh School, Chak No.224/RB, Wazir Khan Wali, Faisalabad Un-Approved Faisalabad	5.000	0.000	0.000	2.500	2.500	2.500	0.000	0.000
60	Re-Construction of Dangerous School Building at MC Boys Elementary School, Millat Colony, Faisalabad Un-Approved Faisalabad	5.000	0.000	0.000	2.500	2.500	2.500	0.000	0.000

SCHOOL EDUCATION

(Million Rs.)

GS No	Scheme Information Approval Date / Location	Est. Cost	Accum. Exp June,16	Provision for 2016-17			MTDF Projections		Throw fwd Beyond June, 2019
				Cap	Rev	G. Total (Cap+Rev)	2017-18	2018-19	
1	2	3	4	5	6	7	8	9	10
61	Up-Gradation of Govt. Girls Elementary School, Chak No. 208/GB, Tehsil Sammundri, District Faisalabad to High School Level Un-Approved Faisalabad	10.979	0.000	4.590	0.900	5.490	5.490	0.000	0.000
62	Up-Gradation of Govt. Girls Elementary School, Chak No. 214/GB, Tehsil Sammundri, District Faisalabad to High School Level Un-Approved Faisalabad	10.979	0.000	4.590	0.900	5.490	5.490	0.000	0.000
63	Upgradation of MC Girls Primary School, C-Block Alama Iqbal Colony Faisalabad to Elementary Level Un-Approved Faisalabad	7.000	0.000	0.000	3.500	3.500	3.500	0.000	0.000
64	Upgradation of Government Girls Primary School, 223/RB, Faisalabad to Elementary Level Un-Approved Faisalabad	7.000	0.000	0.000	3.500	3.500	3.500	0.000	0.000
65	Upgradation of Government Boys Primary School, 223/RB, Faisalabad to Elementary Level Un-Approved Faisalabad	7.000	0.000	0.000	3.500	3.500	3.500	0.000	0.000
66	Upgradation of Government Boys Primary School, 225/RB, Malkhanwala Faisalabad to Elementary Level Un-Approved Faisalabad	7.000	0.000	0.000	3.500	3.500	3.500	0.000	0.000
67	Upgradation of MC Girls Elementary School, 224/RB, Anwar Khan Wali Faisalabad to High Level Un-Approved Faisalabad	9.000	0.000	0.000	4.500	4.500	4.500	0.000	0.000
68	Upgradation of MC Girls Elementary School, 224/RB, Millat Colony, Faisalabad to High Level Un-Approved Faisalabad	9.000	0.000	0.000	4.500	4.500	4.500	0.000	0.000
69	Upgradation of Govt. High School, Chakk No.188/RB, Nlywala to Higher Secondary Level Faisalabad Un-Approved Faisalabad	17.516	0.000	0.000	8.758	8.758	8.758	0.000	0.000
70	Upgradation of Govt. Girls Primary School, Chakk No.159/RB, Bilal Nagar to Elementary Level Faisalabad Un-Approved Faisalabad	6.239	0.000	0.000	3.120	3.120	3.120	0.000	0.000
71	Upgradation of Govt. Girls Primary School, Chakk No.467/RB, Jhalaran to Elementary Level Faisalabad Un-Approved Faisalabad	6.239	0.000	0.000	3.120	3.120	3.120	0.000	0.000
72	Upgradation of Govt. Girls Primary School, Chakk No.156/RB, Dehran to Elementary Level Faisalabad Un-Approved Faisalabad	6.239	0.000	0.000	3.120	3.120	3.120	0.000	0.000
73	Upgradation of Govt. Girls Elementary School, Chakk No.148/RB, Sohna Toba to High Level Faisalabad Un-Approved Faisalabad	9.194	0.000	0.000	4.597	4.597	4.597	0.000	0.000
74	Construction of new class rooms for Primary portion in Govt. Girls High School, Chak No.258/RB Lama Center, Distt. F/Abad Un-Approved Faisalabad	3.637	0.000	0.000	1.819	1.819	1.819	0.000	0.000

SCHOOL EDUCATION

(Million Rs.)

GS No	Scheme Information Approval Date / Location	Est. Cost	Accum. Exp June,16	Provision for 2016-17			MTDF Projections		Throw fwd Beyond June, 2019
				Cap	Rev	G. Total (Cap+Rev)	2017-18	2018-19	
1	2	3	4	5	6	7	8	9	10
75	Construction of 04 Rooms for Govt. Girls High School, Jaranawala Road, Faisalabad Un-Approved Faisalabad	4.000	0.000	0.000	2.000	2.000	2.000	0.000	0.000
76	Const. of 4 class rooms (28x18) with Verandah at Govt. High School, Chak No.279/RB Khurd, Faisalabad Un-Approved Faisalabad	5.499	0.000	0.000	2.750	2.750	2.750	0.000	0.000
77	Construction of 4 class Rooms (28 x 18) with Verandah at Govt. MC Girls High School, Chak No.124/JB, Marzi Pura, Faisalabad Un-Approved Faisalabad	5.717	0.000	0.000	2.859	2.859	2.859	0.000	0.000
78	Construction of Primary Block, Government Girls High School, Chak No.21/GB, Tehsil Jaranwala, District Faisalabad. Un-Approved Faisalabad	6.146	0.000	0.000	3.073	3.073	3.073	0.000	0.000
79	Upgradation of Govt. Girls Primary School Chak No.464/GB to elementary level Un-Approved Faisalabad	6.239	0.000	0.000	3.120	3.120	3.120	0.000	0.000
80	Upgradation of Govt. Girls Primary School, Qasim Road, Samundri to elementary level Un-Approved Faisalabad	6.239	0.000	0.000	3.120	3.120	3.120	0.000	0.000
81	Upgradation of Govt. Muslim Model Girls Primary School, Kaleem Shaheed Colony No.2, Faisalabad to elementary level Un-Approved Faisalabad	7.459	0.000	0.000	3.730	3.730	3.730	0.000	0.000
82	Upgr. Of Boys Primary School, Chak No.55/RB to middle level Un-Approved Faisalabad	7.739	0.000	0.000	3.870	3.870	3.870	0.000	0.000
83	Upgr. Of Govt. Boys Primary School, Chak No.217/GB, Samundri, District Faisalabad to middle level Un-Approved Faisalabad	7.739	0.000	0.000	3.870	3.870	3.870	0.000	0.000
84	Upgr. Of Govt. Boys Primary School, Chak No.44/GB, Samundri, District Faisalabad to middle level Un-Approved Faisalabad	7.739	0.000	0.000	3.870	3.870	3.870	0.000	0.000
85	Upgr. Of Govt. Boys Primary School, Chak No.467/GB, Samundri, District Faisalabad to middle level Un-Approved Faisalabad	7.739	0.000	0.000	3.870	3.870	3.870	0.000	0.000
86	UPGRADATION OF GOVERNMENT GIRLS PRIMARY SCHOOL, CHAK NO.607/GB, Tehsil Tandlianwala, DISTRICT FAISALABAD to middle level Un-Approved Faisalabad	7.739	0.000	0.000	3.870	3.870	3.870	0.000	0.000
87	Upgradation of Govt. Girls Primary School, Chak No.453/GB, district Faisalabad to middle level Un-Approved Faisalabad	7.739	0.000	0.000	3.870	3.870	3.870	0.000	0.000
88	Construction of 07 Rooms, 01 Hall and new Lab with equipment at Govt. MC Zia ul Islam GHS, Batala Colony, Faisalabad Un-Approved Faisalabad	10.000	0.000	0.000	5.000	5.000	5.000	0.000	0.000

SCHOOL EDUCATION

(Million Rs.)

GS No	Scheme Information Approval Date / Location	Est. Cost	Accum. Exp June,16	Provision for 2016-17			MTDF Projections		Throw fwd Beyond June, 2019
				Cap	Rev	G. Total (Cap+Rev)	2017-18	2018-19	
1	2	3	4	5	6	7	8	9	10
89	Upgr. Of Govt. Boys Middle School, Chak No.42/JB (Matmal) to high level Un-Approved Faisalabad	11.679	0.000	0.000	5.840	5.840	5.840	0.000	0.000
90	Upgradation of Govt. Girls Middle School, Chak No.102/JB (Burj Pind) to High level Un-Approved Faisalabad	11.679	0.000	0.000	5.840	5.840	5.840	0.000	0.000
91	Construction of additional rooms in Govt. MC Girls High School, Shahi Chowk, G.M. Abad, Faisalabad Un-Approved Faisalabad	12.895	0.000	0.000	6.448	6.448	6.448	0.000	0.000
92	Upgradation of Govt. Boys High School, Chak No.259/RB, Grosir District Faisalabad to Higher Secondary level Un-Approved Faisalabad	16.655	0.000	0.000	6.542	6.542	10.113	0.000	0.000
93	Upgradation of Govt. Boys High School, Chak No.84/JB, Sar Shamir District Faisalabad to Higher Secondary level Un-Approved Faisalabad	28.355	0.000	0.000	14.178	14.178	14.178	0.000	0.000
94	Upgradation of Government Boys High School, Chak No.282/GB, Tehsil Jaranwala, District Faisalabad Un-Approved Faisalabad	34.066	0.000	0.000	11.983	11.983	22.038	0.000	0.000
95	Upgradation of Government Girls Primary School, Budhwana to Elementary Level Jhang Un-Approved Jhang	7.000	0.000	0.000	3.500	3.500	3.500	0.000	0.000
96	Upgradation of Govt. Boys Elementary School Chak Janubi, Jhang City to High Level Jhang Un-Approved Jhang	30.000	0.000	0.000	7.500	7.500	22.500	0.000	0.000
97	Upgradation of Government Girls Elementary School, Mehram Sial to High Level Jhang Un-Approved Jhang	9.000	0.000	0.000	4.500	4.500	4.500	0.000	0.000
98	Upgradation of Government Boys Elementary School, Ghazi Shahl to High Level Jhang Un-Approved Jhang	9.000	0.000	0.000	4.500	4.500	4.500	0.000	0.000
99	Upgradation of Government Girls Elementary School, Shah Sadiq Nehang to High Level Jhang Un-Approved Jhang	12.570	0.000	0.000	6.285	6.285	6.285	0.000	0.000
100	Upgradation of Government Girls Primary School, Majhi Sultan to High Level Jhang Un-Approved Jhang	7.000	0.000	0.000	3.500	3.500	3.500	0.000	0.000
101	Upgradation of Government Girls Primary School, Kot Dewan to Elementary Level Jhang Un-Approved Jhang	7.000	0.000	0.000	3.500	3.500	3.500	0.000	0.000
102	Establishment of Govt. Boys Primary School at Mauza Darbar Hazrat Sheikh Ali, District Jhang Un-Approved Jhang	4.613	0.000	0.000	2.307	2.307	2.307	0.000	0.000
103	Upgradation of GMPS, Rajan Imam to Elementary level, District Jhang Un-Approved Jhang	6.838	0.000	0.000	3.419	3.419	3.419	0.000	0.000

SCHOOL EDUCATION

(Million Rs.)

GS No	Scheme Information Approval Date / Location	Est. Cost	Accum. Exp June,16	Provision for 2016-17			MTDF Projections		Throw fwd Beyond June, 2019
				Cap	Rev	G. Total (Cap+Rev)	2017-18	2018-19	
1	2	3	4	5	6	7	8	9	10
104	Upgradation of GGPS, Wakeel Wala to Elementary level, District Jhang Un-Approved Jhang	6.838	0.000	0.000	3.419	3.419	3.419	0.000	0.000
105	Upgr. Of Govt. Girls Primary School, Chak No.219 to middle level Un-Approved Jhang	8.000	0.000	0.000	4.000	4.000	4.000	0.000	0.000
106	Upgradation of GGPS Chak No.452/JB to middle level, District Jhang Un-Approved Jhang	8.317	0.000	0.000	4.159	4.159	4.159	0.000	0.000
107	Upgradation of Govt. Girls Elementary School, Dholka Colony to high level Un-Approved Jhang	9.129	0.000	0.000	4.565	4.565	4.565	0.000	0.000
108	Upgradation of GHS Kot Essa Shah to Higher Secondary Level Un-Approved Jhang	11.016	0.000	0.000	5.508	5.508	5.508	0.000	0.000
109	Upgradation of High School Pir Kot to Higher Secondary Level Un-Approved Jhang	11.016	0.000	0.000	5.508	5.508	5.508	0.000	0.000
110	Provision of missing facilities including additional class rooms, boundary wall and multipurpose hall at GBHS, Kot Khaira Un-Approved Jhang	12.425	0.000	0.000	6.213	6.213	6.213	0.000	0.000
111	Upgradation of Govt. Girls High School to higher level, Ranoana 199 Un-Approved Jhang	25.000	0.000	0.000	12.500	12.500	12.500	0.000	0.000
112	Upgradation of Govt. Girls Elementary School Chak No.314/GB, Tehsil & District TT Singh to nextLevel T.T. Sing Un-Approved Toba Tek Singh	11.000	0.000	0.000	5.500	5.500	5.500	0.000	0.000
113	Upgradation of Govt. Boys High School Chak No.117/DNB, Tehsil Yazman, District Bahawalpur to nextLevel T.T.Sing Un-Approved Toba Tek Singh	16.000	0.000	0.000	4.000	4.000	12.000	0.000	0.000
114	Upgradation of Govt. GGPS.Chak No. 255/GB(Khurd) to Elementary level. Un-Approved Toba Tek Singh	4.550	0.000	0.000	2.275	2.275	2.275	0.000	0.000
115	Upgr. Of Govt. Primary School, Chak No.249/Bara Baloch Wala to middle level Un-Approved Toba Tek Singh	7.739	0.000	0.000	3.870	3.870	3.870	0.000	0.000
116	Upgradation of GGCMPS to Elementary School leve at Chak No.385/JB Toba Tek Singh Un-Approved Toba Tek Singh	8.636	0.000	0.000	4.318	4.318	4.318	0.000	0.000
117	Upgradation of GGHS to Higher Secondary School level at Chak No.338/JB Tehsil Gojra District Toba Tek Singh Un-Approved Toba Tek Singh	33.323	0.000	0.000	10.000	10.000	23.323	0.000	0.000
118	Upgradation of GGHS to Higher Secondary School level at Chak No.375/JB Toba Tek Singh Un-Approved Toba Tek Singh	33.323	0.000	0.000	10.000	10.000	23.323	0.000	0.000

SCHOOL EDUCATION

(Million Rs.)

GS No	Scheme Information Approval Date / Location	Est. Cost	Accum. Exp June,16	Provision for 2016-17			MTDF Projections		Throw fwd Beyond June, 2019
				Cap	Rev	G. Total (Cap+Rev)	2017-18	2018-19	
1	2	3	4	5	6	7	8	9	10
119	Construction of District Education Complexes in Districts Gujranwala Un-Approved Gujranwala	50.000	0.000	0.000	10.000	10.000	40.000	0.000	0.000
120	Upgradation of Govt Girls Middle School, Bhakharry Wali to High Level Gujranwala Un-Approved Gujranwala	9.000	0.000	0.000	4.500	4.500	4.500	0.000	0.000
121	Upgradation of Govt. Girls Middle School, Solakhanabad, District Gujranwala to nextLevel Gujranwal Un-Approved Gujranwala	11.000	0.000	0.000	5.500	5.500	5.500	0.000	0.000
122	Upgradation of Government Girls Middle School, Dogranwala to Hihg Level Gujranwala Un-Approved Gujranwala	14.050	0.000	0.000	7.025	7.025	7.025	0.000	0.000
123	Establishment of Government Girls High School AT Municipal Committee, Ladhaywala Waraich, District Gujranwala Un-Approved Gujranwala	57.673	0.000	0.000	20.637	20.637	37.036	0.000	0.000
124	Establishment of Government Girls High School At Kot Shera, District Gujranwala Un-Approved Gujranwala	53.473	0.000	0.000	19.237	19.237	34.237	0.000	0.000
125	Upgradation of Govt Girls Middle School Bhakharry Wali Kalan to High Level Gujranwala Un-Approved Gujranwala	9.000	0.000	0.000	4.500	4.500	4.500	0.000	0.000
126	Establishment of Government Girls Primary School Chak Jaid, District Gujranwala (PP-102) Un-Approved Gujranwala	4.184	0.000	0.000	2.092	2.092	2.092	0.000	0.000
127	Upgradation of Boys High School at Baddiana (NA-114), Tehsil Pasrur, District Sialkot. Un-Approved Gujranwala	7.000	0.000	0.000	3.500	3.500	3.500	0.000	0.000
128	Upgradation of Boys High School at Mandi Thro (NA-114), Tehsil Pasrur, District Sialkot. Un-Approved Gujranwala	7.000	0.000	0.000	3.500	3.500	3.500	0.000	0.000
129	Establishment of Govt. Girls High School, Shaheenabad GT Road, Gujranwala (PP-96) Un-Approved Gujranwala	25.000	0.000	0.000	12.500	12.500	12.500	0.000	0.000
130	Construction of additional three rooms at Govt. Boys High School Jalalpur Bhattian, District Hafizabad Un-Approved Hafizabad	7.257	0.000	0.000	3.629	3.629	3.629	0.000	0.000
131	Upgradation of Govt. Girls Primary School Thill, Tehsil Sara-e-Alamgir, District Gujrat to Elementary Level Gujrat Un-Approved Gujrat , Sara-e-Alamgir	8.000	0.000	0.000	4.000	4.000	4.000	0.000	0.000
132	Upgradation of Govt. Girls Primary School Hunj, Tehsil Kharaiian, District Gujrat to Elementary Level Gujrat Un-Approved Gujrat	7.276	0.000	0.000	3.638	3.638	3.638	0.000	0.000
133	Upgradation of Govt. Girls Primary School Chaichian, District Gujrat to Elementary Level Gujrat Un-Approved Gujrat	8.000	0.000	0.000	4.000	4.000	4.000	0.000	0.000

SCHOOL EDUCATION

(Million Rs.)

GS No	Scheme Information Approval Date / Location	Est. Cost	Accum. Exp June,16	Provision for 2016-17			MTDF Projections		Throw fwd Beyond June, 2019
				Cap	Rev	G. Total (Cap+Rev)	2017-18	2018-19	
1	2	3	4	5	6	7	8	9	10
134	Upgradation of Govt. Girls Elementary School Ladian, District Gujrat to High Level Gujrat Un-Approved Gujrat	11.000	0.000	0.000	5.500	5.500	5.500	0.000	0.000
135	Upgradation of Government Boys Primary School, Ramkey to Elementary Level Tehsil & District Gujrat Un-Approved Gujrat	4.692	0.000	0.000	2.346	2.346	2.346	0.000	0.000
136	Up-gradation of GGPS Daria to Elemenatery level (PP-110) Un-Approved Gujrat	7.000	0.000	0.000	3.500	3.500	3.500	0.000	0.000
137	Up-gradation of Government Girls Middle School Sheikhpur District Gujrat to Hogh level (NA-104) Un-Approved Gujrat	15.000	0.000	0.000	7.500	7.500	7.500	0.000	0.000
138	Up-Gradation of Govt Elemenatery School Chak Kalan To High Level Tehsil Kharian District Gujrat (PP-113) Un-Approved Gujrat	74.580	0.000	0.000	18.000	18.000	56.580	0.000	0.000
139	Construction of New Block for Higher Secondary Portion at GHSS, Qadirabad, Tehsil Phalia, District MB Din Un-Approved Mandi Bahauddin	25.000	0.000	0.000	7.753	7.753	17.247	0.000	0.000
140	Establishment of Building of Govt Imam Bibi Primary School Bhikhi Sharif (PP-120) Un-Approved Mandi Bahauddin	8.736	0.000	0.000	4.368	4.368	4.368	0.000	0.000
141	Upgradation of GMPS Gunia to Elementary has GGES Gunia (PP-118) Un-Approved Mandi Bahauddin	10.670	0.000	0.000	5.335	5.335	5.335	0.000	0.000
142	Construction of Building at Govt Boys Primay School Bhobhangi, Tehsil Daska, District Sialkot Un-Approved Sialkot , Daska	6.000	0.000	0.000	3.000	3.000	3.000	0.000	0.000
143	Upgradation of Govt. Boys Middle School Saranke, District Sialkot to next Level Sialkot Un-Approved Sialkot	11.000	0.000	0.000	5.500	5.500	5.500	0.000	0.000
144	Upgradation of Govt. Girls Middle School Dhodawal, District Sialkot to nextLevel Sialkot Un-Approved Sialkot	11.000	0.000	0.000	5.500	5.500	5.500	0.000	0.000
145	Upgradation of Govt. Girls Primary School, Happu Garha, Sialkot to nextLevel Sialkot Un-Approved Sialkot	8.000	0.000	0.000	4.000	4.000	4.000	0.000	0.000
146	Upgradation of Govt. Girls Middle School, Panggarian, Sialkot to nextLevel Sialkot Un-Approved Sialkot	11.000	0.000	0.000	5.500	5.500	5.500	0.000	0.000
147	Upgradation of Govt. Girls Middle School, Bhilomar, Sialkot to nextLevel Sialkot Un-Approved Sialkot	11.000	0.000	0.000	5.500	5.500	5.500	0.000	0.000
148	Upgradation of Govt. Primary School, Kot Bhukran, Sialkot to nextLevel Sialkot Un-Approved Sialkot	8.000	0.000	0.000	4.000	4.000	4.000	0.000	0.000

SCHOOL EDUCATION

(Million Rs.)

GS No	Scheme Information Approval Date / Location	Est. Cost	Accum. Exp June,16	Provision for 2016-17			MTDF Projections		Throw fwd Beyond June, 2019
				Cap	Rev	G. Total (Cap+Rev)	2017-18	2018-19	
1	2	3	4	5	6	7	8	9	10
149	Construction of Hall and 01-No. class room on 1st floor GBES Passa Garah tehsil Sialkot (PP-123) Un-Approved Sialkot	2.435	0.000	0.000	1.218	1.218	1.218	0.000	0.000
150	Constructin of 03-No Class rooms on 1st floor in GGHS Kotli Behram Tehsil Sialkot (PP-123) Un-Approved Sialkot	3.099	0.000	0.000	1.550	1.550	1.550	0.000	0.000
151	Up-Gradation of Primary School Kot Bhukhran to Middle level (PP-129) Un-Approved Sialkot	5.000	0.000	0.000	2.500	2.500	2.500	0.000	0.000
152	Upgradatoin of Govt. Girls Primary School, Baqar Pur, to Middle level (PP-129) Un-Approved Sialkot	5.000	0.000	0.000	2.500	2.500	2.500	0.000	0.000
153	Upgradatoin of Govt. Girls Primary School, Mand to Middle level (PP-129) Un-Approved Sialkot	5.000	0.000	0.000	2.500	2.500	2.500	0.000	0.000
154	Upgradation of High level in GBES New Miana pura tehsil sialkot (PP-123) Un-Approved Sialkot	7.264	0.000	0.000	3.632	3.632	3.632	0.000	0.000
155	Construction of Elementay to High level of GBES Kashmiri Mohallah Tehsil and Distt Sialkot (PP-123) Un-Approved Sialkot	9.223	0.000	0.000	4.612	4.612	4.612	0.000	0.000
156	Construction of 02 No. Class Room on G/F and 03-No. Class room 1st Floor in GGES Duburji Arrian Tehsil Sialkot (PP-123) Un-Approved Sialkot	9.611	0.000	0.000	4.806	4.806	4.806	0.000	0.000
157	Upgradation of Govt. Girls Middle School, Rajo ke to High level (PP-129) Un-Approved Sialkot	12.000	0.000	0.000	6.000	6.000	6.000	0.000	0.000
158	Construction of 15-no Class rooms at G/F F/F 2nd/Floor mumty on 3rd floor in GHS Kotli Behram Tehsil Sialkot (PP-126) Un-Approved Sialkot	17.314	0.000	0.000	6.657	6.657	10.657	0.000	0.000
159	Reconstruction of 04-No class room in G/F and F/F and Hal in GGHS Model Town Tehsil Sialkot (PP-123) Un-Approved Sialkot	17.473	0.000	0.000	6.737	6.737	10.737	0.000	0.000
160	Construction of District Education Complexes in District Narowal Un-Approved Narowal	50.000	0.000	0.000	8.500	8.500	41.500	0.000	0.000
161	Upgradation of Govt Boys Elementary School to High Level at Bhudda Pind Narowal Un-Approved Narowal	9.000	0.000	0.000	4.500	4.500	4.500	0.000	0.000
162	Upgradation of Govt Boys Primary School to Elementary Level at Lala Narowal Un-Approved Narowal	7.000	0.000	0.000	3.500	3.500	3.500	0.000	0.000
163	Upgradation of Govt Boys Primary School to Elementary Level at Ahlolar Narowal Un-Approved Narowal	7.000	0.000	0.000	3.500	3.500	3.500	0.000	0.000

SCHOOL EDUCATION

(Million Rs.)

GS No	Scheme Information Approval Date / Location	Est. Cost	Accum. Exp June,16	Provision for 2016-17			MTDF Projections		Throw fwd Beyond June, 2019
				Cap	Rev	G. Total (Cap+Rev)	2017-18	2018-19	
1	2	3	4	5	6	7	8	9	10
164	Upgradation of Govt Girls Primary School to Elementary Level at Bhojo Dhenosa Narowal Un-Approved Narowal	7.000	0.000	0.000	3.500	3.500	3.500	0.000	0.000
165	Upgradation of Govt Boys Elementary School to High Level at Kotli Muhammad Sidduqe, Narowal Un-Approved Narowal	9.000	0.000	0.000	4.500	4.500	4.500	0.000	0.000
166	Upgradation of Govt Girls High School Dhamtal to Higher Secondary Narowal Un-Approved Narowal	15.000	0.000	0.000	7.500	7.500	7.500	0.000	0.000
167	Up-grd of GGPS chakwal sulehrian to Middle level Tehsil Shakargarh (PP133) Un-Approved Narowal	6.150	0.000	0.000	3.075	3.075	3.075	0.000	0.000
168	Up-grd of GPS Pindi Sarian to Middle level Tehsil Shakargarh (PP-133) Un-Approved Narowal	6.472	0.000	0.000	3.236	3.236	3.236	0.000	0.000
169	Up-grd of GPS surrya Gujran to Middle level tehsil Shakargarh (PP-133) Un-Approved Narowal	6.707	0.000	0.000	3.354	3.354	3.354	0.000	0.000
170	Up-gradation of Govt. Shamim-ul-Islam Girls High School, Basti Saiden Shah, Upper Mall, Lahore to Higher Secondary Level Approved Lahore	140.128	61.064	0.000	39.532	39.532	39.532	0.000	0.000
171	Construction of Provincial Education Complex at Wahdat Road, Lahore Un-Approved Lahore	1,000.000	0.000	25.000	0.000	25.000	487.500	487.500	0.000
172	Standard MIS & Interactive-web Portal Development for Children's Library Complex, Lahore (Phase-II), Punjab Un-Approved Lahore	30.000	0.000	0.000	5.000	5.000	25.000	0.000	0.000
173	Establishment of boys Primery School Mosa Ghazi Gopang, Tehsil & District Muzafafargarh Un-Approved Muzaffargarh	7.441	0.000	0.000	3.721	3.721	3.721	0.000	0.000
174	Up-Gradation Of Primary School To Middle Level at Govt. Girls Primary School Barhamand Abad, Lahore Un-Approved Lahore	6.317	0.000	0.000	3.159	3.159	3.159	0.000	0.000
175	Up-Gradation Of Primary School To Middle Level at Govt. Girls Primary School Devsani, Lahore Un-Approved Lahore	6.357	0.000	0.000	3.179	3.179	3.179	0.000	0.000
176	Up-Gradation Of Primary School To Middle Level at Govt. Girls Primary School Terra Lahore Un-Approved Lahore	6.414	0.000	0.000	3.207	3.207	3.207	0.000	0.000
177	Up-Gradation Of Primary School To Middle Level at Govt. Girls Primary School Rehman Pura (Rani Pind) Lahore Un-Approved Lahore	6.905	0.000	0.000	3.453	3.453	3.453	0.000	0.000
178	Up-dation Of Primary School To Middle Level at Govt. Girls Primary School Phullarwan, Lahore Un-Approved Lahore	7.415	0.000	0.000	3.708	3.708	3.708	0.000	0.000

SCHOOL EDUCATION

(Million Rs.)

GS No	Scheme Information Approval Date / Location	Est. Cost	Accum. Exp June,16	Provision for 2016-17			MTDF Projections		Throw fwd Beyond June, 2019
				Cap	Rev	G. Total (Cap+Rev)	2017-18	2018-19	
1	2	3	4	5	6	7	8	9	10
179	Construction of Double Storey School Building of Government Girls Primary School, Younisabad, Attari, NA-129, Lahore Un-Approved Lahore	7.441	0.000	0.000	3.721	3.721	3.721	0.000	0.000
180	Up Gradation of Govt. Girls Primary school Khano Harni Sharif to Middle Level Un-Approved Lahore	7.898	0.000	0.000	3.949	3.949	3.949	0.000	0.000
181	Up-Gradation of Government Boys Primary School Khana Nepal to Middle Level. Un-Approved Lahore	7.898	0.000	0.000	3.949	3.949	3.949	0.000	0.000
182	Up-Gradation of Government Girls Primary School Dullo Kalan to Middle Level. Un-Approved Lahore	7.898	0.000	0.000	3.949	3.949	3.949	0.000	0.000
183	Up-Gradation of Government Girls Primary School Malkhoke to Middle Level. Un-Approved Lahore	7.898	0.000	0.000	3.949	3.949	3.949	0.000	0.000
184	Up-Gradation Of Primary School To Middle Level at Govt. Girls Primary School Padari Lahore Un-Approved Lahore	8.497	0.000	0.000	4.249	4.249	4.249	0.000	0.000
185	Up-Gradation Of Primary School To Middle Level at Govt. Primary School Pathankey Lahore Un-Approved Lahore	8.655	0.000	0.000	4.328	4.328	4.328	0.000	0.000
186	Up-gradation of Govt. Girls Primary School, Pajjian into Middle level Un-Approved Lahore	8.789	0.000	0.000	4.395	4.395	4.395	0.000	0.000
187	Up-Gradation Of Primary School To Middle Level at Govt. Girls Primary School Chappa, Lahore Un-Approved Lahore	8.976	0.000	0.000	4.488	4.488	4.488	0.000	0.000
188	Establishment of Government Boys Primary School Jhedoo to Middle Level. Un-Approved Lahore	11.045	0.000	0.000	5.523	5.523	5.523	0.000	0.000
189	Up-gradation of Govt. Middle School for Boys, Pajjian into High level Un-Approved Lahore	11.238	0.000	0.000	5.619	5.619	5.619	0.000	0.000
190	Up-gradation of Primary School for Boys, Rangeelpur into Middle School Un-Approved Lahore	13.316	0.000	0.000	6.658	6.658	6.658	0.000	0.000
191	Up-Gradation Of Primary School To Middle Level at Govt. Girls Primary School Lalloh Lahore Un-Approved Lahore	13.425	0.000	0.000	6.713	6.713	6.713	0.000	0.000
192	Up-Gradation Of Primary School To Middle Level at Govt. Primary School Chappa Lahore Un-Approved Lahore	14.070	0.000	0.000	7.035	7.035	7.035	0.000	0.000
193	Up-Gradation of Government Girls High School, Jia Bagha to Higher Secondary Level. Un-Approved Lahore	17.200	0.000	0.000	6.600	6.600	10.600	0.000	0.000

SCHOOL EDUCATION

(Million Rs.)

GS No	Scheme Information Approval Date / Location	Est. Cost	Accum. Exp June,16	Provision for 2016-17			MTDF Projections		Throw fwd Beyond June, 2019
				Cap	Rev	G. Total (Cap+Rev)	2017-18	2018-19	
1	2	3	4	5	6	7	8	9	10
194	Up-Gradation of Government Girls High School, Kamahan to Higher Secondary Level. Un-Approved Lahore	17.200	0.000	0.000	6.600	6.600	10.600	0.000	0.000
195	Up Gradation of Govt. Girls High School Halloki to Higher Secondary School Un-Approved Lahore	17.200	0.000	0.000	8.600	8.600	8.600	0.000	0.000
196	Up-Gradation of Middle to High Level at Govt. Elementary School Awan Dhaiwala, Lahore Un-Approved Lahore	17.625	0.000	0.000	6.813	6.813	10.813	0.000	0.000
197	Up-Gradation of Middle to High Level at Govt. Elementary Chak Dheera, Lahore Un-Approved Lahore	17.625	0.000	0.000	8.813	8.813	8.813	0.000	0.000
198	Up-Gradation of Middle to High Level at Govt. Girls Middle School Bhaseen Lahore Un-Approved Lahore	18.822	0.000	0.000	9.411	9.411	9.411	0.000	0.000
199	Up-Gradation of Middle to High Level at Govt. Elementary School Khorian, Lahore Un-Approved Lahore	19.322	0.000	0.000	9.661	9.661	9.661	0.000	0.000
200	Up-Gradation of Middle to High Level at Govt. Elementary School Sutter Mills, Lahore Un-Approved Lahore	19.322	0.000	0.000	9.661	9.661	9.661	0.000	0.000
201	Up-Gradation of Middle to High Level at Govt. Girls Middle School, Taqipur Lahore Un-Approved Lahore	20.031	0.000	0.000	10.016	10.016	10.016	0.000	0.000
202	Up-Gradation of Middle to High Level at Govt. Girls Middle School, Jandiala Lahore Un-Approved Lahore	21.025	0.000	0.000	10.513	10.513	10.513	0.000	0.000
203	Up-Gradation of Middle to High Level at Govt. Elementary School Diyala, Lahore Un-Approved Lahore	22.808	0.000	0.000	11.404	11.404	11.404	0.000	0.000
204	Up-Gradation Of Primary School To Middle Level at Govt. Primary School Jhandiala, Lahore Un-Approved Lahore	23.363	0.000	0.000	11.682	11.682	11.682	0.000	0.000
205	Construction of New Building Govt. Boys High School Karbath Lahore Un-Approved Lahore	23.714	0.000	0.000	11.857	11.857	11.857	0.000	0.000
206	Construction of District Education Complexes in Districts Shikhpura Un-Approved Shikhpura	50.000	0.000	0.000	10.000	10.000	40.000	0.000	0.000
207	Up-gradation of Govt. Girls Primary School, Kot Noor Shah to elementary level, District Shikhpura Un-Approved Shikhpura	4.938	0.000	0.000	2.469	2.469	2.469	0.000	0.000
208	Up-gradation of Govt. Girls Elementary School, Triday Wali to high level, District Shikhpura Un-Approved Shikhpura	7.843	0.000	0.000	3.922	3.922	3.922	0.000	0.000

SCHOOL EDUCATION

(Million Rs.)

GS No	Scheme Information Approval Date / Location	Est. Cost	Accum. Exp June,16	Provision for 2016-17			MTDF Projections		Throw fwd Beyond June, 2019
				Cap	Rev	G. Total (Cap+Rev)	2017-18	2018-19	
1	2	3	4	5	6	7	8	9	10
209	Up-gradation of Govt. Girls Elementary School, Wandala Dial Shah to high level, District Sheikhpura Un-Approved Sheikhpura	7.843	0.000	0.000	3.922	3.922	3.922	0.000	0.000
210	Construction of Hall at Govt. girls college Jandiala Sher Khan District Sheikhpura Un-Approved Sheikhpura	11.000	0.000	0.000	5.500	5.500	5.500	0.000	0.000
211	Construction of Additional Class Rooms (Double Storey) and Multipurpose Hall at Government Girls High School Islam Nagar, Sangla, Hill District Nankana Sahib Un-Approved Nankana Sahib	29.656	0.000	0.000	10.749	10.749	18.907	0.000	0.000
212	Reconstruction of 8-No Additional Class Rooms (Double) and Multi-Purpose Hall at Government Allama Iqbal Model High School Sangla Hill, District Nankana Sahib Un-Approved Nankana Sahib	29.766	0.000	0.000	9.883	9.883	19.883	0.000	0.000
213	Reconstruction of Dangerous Building at GPS Chak No.13/65, Nankana Sahib Un-Approved Nankana Sahib	3.450	0.000	0.000	1.725	1.725	1.725	0.000	0.000
214	Reconstruction of Dangerous Building at GPS Chak Haider Abad, Nankana Sahib Un-Approved Nankana Sahib	1.297	0.000	0.000	0.649	0.649	0.649	0.000	0.000
215	Reconstruction of Dangerous Building at GPS Canad Colony Syedwala, Nankana Sahib Un-Approved Nankana Sahib	3.587	0.000	0.000	1.794	1.794	1.794	0.000	0.000
216	Reconstruction of Dangerous Building at GGPS Chemekay Sahi, Nankana Sahib Un-Approved Nankana Sahib	2.721	0.000	0.000	1.361	1.361	1.361	0.000	0.000
217	Upgradation of GPS, Mehmood Pura to Next Level District Nankana Sahib Un-Approved Nankana Sahib	5.000	0.000	0.000	2.500	2.500	2.500	0.000	0.000
218	Up-gradation of Govt. Elementary School for Girls Hafat Maddar to high level, Nankana Sahib Un-Approved Nankana Sahib	12.133	0.000	0.000	6.067	6.067	6.067	0.000	0.000
219	Up-gradation of Govt. Elementary School for Girls Mirzapur to high level, Nankana Sahib Un-Approved Nankana Sahib	12.133	0.000	0.000	6.067	6.067	6.067	0.000	0.000
220	Construction of 5-Nos Additional Class Rooms at Govt High School Bhoee Asal, Tehsil Pattoki, District Kasur Un-Approved Kasur, Pattoki	7.499	0.000	0.000	3.750	3.750	3.750	0.000	0.000
221	Construction of 6-Nos Additional Class Rooms at Govt High School Hanjerwal Chak No31, Tehsil Pattoki, District Kasur Un-Approved Kasur, Pattoki	8.818	0.000	0.000	4.409	4.409	4.409	0.000	0.000
222	Construction of 5-Nos Additional Class Rooms at Govt High School Kawane Mallian, Tehsil Pattoki, District Kasur Un-Approved Kasur, Pattoki	7.499	0.000	0.000	3.750	3.750	3.750	0.000	0.000

SCHOOL EDUCATION

(Million Rs.)

GS No	Scheme Information Approval Date / Location	Est. Cost	Accum. Exp June,16	Provision for 2016-17			MTDF Projections		Throw fwd Beyond June, 2019
				Cap	Rev	G. Total (Cap+Rev)	2017-18	2018-19	
1	2	3	4	5	6	7	8	9	10
223	Construction of 5-Nos Additional Class Rooms at Govt High School No.1 Phool Nagar, Tehsil Pattoki, District Kasur Un-Approved Kasur , Pattoki	7.499	0.000	0.000	3.750	3.750	3.750	0.000	0.000
224	Construction of 6-Nos Additional Class Rooms at Govt High School No.2 Phool Nagar, Tehsil Pattoki, District Kasur Un-Approved Kasur , Pattoki	8.818	0.000	0.000	4.409	4.409	4.409	0.000	0.000
225	Construction of 2-Nos Additional Class Rooms at Govt Primay School Chah Lalian Wala, Tehsil Pattoki, District Kasur Un-Approved Kasur , Pattoki	2.079	0.000	0.000	1.040	1.040	1.040	0.000	0.000
226	Construction of 2-Nos Additional Class Rooms at Govt Primay School Kot Maji, Tehsil Pattoki, District Kasur Un-Approved Kasur , Pattoki	2.079	0.000	0.000	1.040	1.040	1.040	0.000	0.000
227	Construction of 2-Nos Additional Class Rooms at Govt Primay School Kot Hakim Singh, Tehsil Pattoki, District Kasur Un-Approved Kasur , Pattoki	2.079	0.000	0.000	1.040	1.040	1.040	0.000	0.000
228	Construction of 2-Nos Additional Class Rooms at Govt Primay School Chah Fateh Wala, Tehsil Pattoki, District Kasur Un-Approved Kasur , Pattoki	2.079	0.000	0.000	1.040	1.040	1.040	0.000	0.000
229	Construction of 2-Nos Additional Class Rooms at Govt Primay School Bgagiana, Tehsil Pattoki, District Kasur Un-Approved Kasur , Pattoki	2.079	0.000	0.000	1.040	1.040	1.040	0.000	0.000
230	Up-gradation of Government Girls Middle School, Harchoki Tehsil Chunian District kasur to High Level Approved Kasur , Chunian	11.300	3.000	0.000	4.150	4.150	4.150	0.000	0.000
231	Up-gradation of Govt. Boys Middle School Butt to High Level, Tehsil KRK, District, Kasur Un-Approved Kasur	12.000	0.000	0.000	2.500	2.500	9.500	0.000	0.000
232	Up-Gradation of Govt. Girls P/S Noroki Thatha to Elementary Level District Kasur Un-Approved Kasur	7.500	0.000	0.000	3.750	3.750	3.750	0.000	0.000
233	Upgradation of Govt. Boys High School to Higher Secondary School, Chah Aroor Singh, Tehsil & District Kasur Un-Approved Kasur	18.000	0.000	0.000	5.000	5.000	13.000	0.000	0.000
234	Up-Gradation of Govt. E/S Bhopay Wal Chak No. 23 to High Level District Kasur Un-Approved Kasur	12.000	0.000	0.000	6.000	6.000	6.000	0.000	0.000
235	Construction of six new class rooms and one hall in Govt. high school, Jamber Kalan, Tehsil Pattoki, District Kasur Un-Approved Kasur	50.000	0.000	0.000	7.500	7.500	42.500	0.000	0.000
236	Construction of 2-Hostels at Cadet College, Okara Un-Approved Okara	164.631	0.000	75.000	0.000	75.000	89.631	0.000	0.000
237	Construction of District Education Complexes in District Okara Un-Approved Okara	50.000	0.000	0.000	10.000	10.000	40.000	0.000	0.000

SCHOOL EDUCATION

(Million Rs.)

GS No	Scheme Information Approval Date / Location	Est. Cost	Accum. Exp June,16	Provision for 2016-17			MTDF Projections		Throw fwd Beyond June, 2019
				Cap	Rev	G. Total (Cap+Rev)	2017-18	2018-19	
1	2	3	4	5	6	7	8	9	10
238	Missing Facilities at DPS at Hujra Shah Muqem, Tehsil Depalpur, District Okara Un-Approved Okara , Depalpur	20.000	0.000	0.000	10.000	10.000	10.000	0.000	0.000
239	Upgradation of GGES, Sheikhu Sharif to High Level Okara Un-Approved Okara	7.747	0.000	0.000	3.874	3.874	3.874	0.000	0.000
240	Upgradation of GGES, 42/GD to High Level Okara Un-Approved Okara	7.658	0.000	0.000	3.829	3.829	3.829	0.000	0.000
241	Upgradation of GGPS, 44/3-R to Elementary Level Okara Un-Approved Okara	6.613	0.000	0.000	3.307	3.307	3.307	0.000	0.000
242	Upgradation of GPS, Anait Kay to Elementary Level Okara Un-Approved Okara	5.466	0.000	0.000	2.733	2.733	2.733	0.000	0.000
243	Upgradation of GBPS, 36-A/GD Khalsa to Elementary Level Okara Un-Approved Okara	5.032	0.000	0.000	2.516	2.516	2.516	0.000	0.000
244	Upgradation of Govt. Girls Primary School 1/1-AL to Middle Level District Okara Un-Approved Okara	8.000	0.000	0.000	4.000	4.000	4.000	0.000	0.000
245	Upgradation of Govt. Girls Primary School 19/1-R to Middle Level District Okara Un-Approved Okara	8.000	0.000	0.000	4.000	4.000	4.000	0.000	0.000
246	Upgradation of Govt. Girls Middle School 11/1-AL to High Level District Okara Un-Approved Okara	11.220	0.000	0.000	5.610	5.610	5.610	0.000	0.000
247	Up-gradation of Govt. Girls Primary School Nehran Wala to Middle School Level Un-Approved Okara	7.000	0.000	0.000	3.500	3.500	3.500	0.000	0.000
248	Establishment of Govt Girls Primary School at Nama Sial, U/C Muhammadpur District Sahiwal Un-Approved Sahiwal	7.000	0.000	0.000	3.500	3.500	3.500	0.000	0.000
249	Up-gradation of Govt. Boys High School Kot Dewakal District Sahiwal to Higher Secondary Level Un-Approved Sahiwal	15.000	0.000	0.000	3.500	3.500	11.500	0.000	0.000
250	Up-gradation of Govt. Girls Elementary School 66/GD/60-61/GD District Sahiwal to Govt. High School Level Un-Approved Sahiwal	9.000	0.000	0.000	4.500	4.500	4.500	0.000	0.000
251	Up-gradation of Govt. Girls High School 150/9-L District Sahiwal to Higher Secondary School Level Un-Approved Sahiwal	15.000	0.000	0.000	7.500	7.500	7.500	0.000	0.000
252	Up-gradation of Govt. Girls Middle School 71/4-R to High School Level Un-Approved Sahiwal	18.000	0.000	0.000	9.000	9.000	9.000	0.000	0.000
253	Up-gradation of Govt. Girls Primary School 20/EB Pakpattan to Middle School level. Un-Approved Pakpattan	8.366	0.000	0.000	4.183	4.183	4.183	0.000	0.000

SCHOOL EDUCATION

(Million Rs.)

GS No	Scheme Information Approval Date / Location	Est. Cost	Accum. Exp June,16	Provision for 2016-17			MTDF Projections		Throw fwd Beyond June, 2019
				Cap	Rev	G. Total (Cap+Rev)	2017-18	2018-19	
1	2	3	4	5	6	7	8	9	10
254	Up-gradation of Govt. Girls Primary School 62/D, Chakra Kalianwala to Middle School level Un-Approved Pakpattan	8.366	0.000	0.000	4.183	4.183	4.183	0.000	0.000
255	Upgradation of GGES, Rashida, District Multan Un-Approved Multan	11.000	0.000	0.000	5.500	5.500	5.500	0.000	0.000
256	Upgradation of GBMMS, Nai Basti (Islamabad), Mouza Qadirpur Rann, Theshil & District Multan Un-Approved Multan	5.000	0.000	0.000	2.500	2.500	2.500	0.000	0.000
257	Upgradation of GPS, Kirpalpur, UC Abbaspur, Tehsil & District Multan Un-Approved Multan	7.000	0.000	0.000	3.500	3.500	3.500	0.000	0.000
258	Repair of Building of Govt Pak High School Multan Un-Approved Multan	5.000	0.000	0.000	2.500	2.500	2.500	0.000	0.000
259	Repair of Building of Muslim High School Multan Un-Approved Multan	5.000	0.000	0.000	2.500	2.500	2.500	0.000	0.000
260	Up-gradation of Government Boys Primary School in Kirpal Pur to Middle Level. Un-Approved Multan	7.269	0.000	0.000	3.635	3.635	3.635	0.000	0.000
261	Establishment of Girls Middle Schools in Basti Judge Mouza Azam Haans. Un-Approved Multan	8.000	0.000	0.000	4.000	4.000	4.000	0.000	0.000
262	Government Primary School, Khan Wah to Middle Level. Un-Approved Multan	8.000	0.000	0.000	4.000	4.000	4.000	0.000	0.000
263	Up-gradation of Govt. Girls Primary School Mardan Pur to Elementary School. Un-Approved Multan	8.000	0.000	0.000	4.000	4.000	4.000	0.000	0.000
264	Government Girls Middle School, Nandla, Tehsil Multan to High Level Un-Approved Multan	12.000	0.000	0.000	6.000	6.000	6.000	0.000	0.000
265	Government Girls Middle School, Qasim Bela, Tehsil Multan to High Level. Un-Approved Multan	12.000	0.000	0.000	6.000	6.000	6.000	0.000	0.000
266	Girls Higher Secondary School, Sikandarabad, Tehsil Shujabad, District Multan Un-Approved Multan	16.519	0.000	0.000	8.260	8.260	8.260	0.000	0.000
267	Establishment of Govt. Girls High Schools in UC-127 Qasim Bela District Multan. Un-Approved Multan	20.000	0.000	0.000	10.000	10.000	10.000	0.000	0.000
268	Government Girls Primary School Basti Tilian. Un-Approved Lodhran	4.687	0.000	0.000	2.344	2.344	2.344	0.000	0.000
269	Upgradation of Government Girls + Boys Primary School Jhok Rata Mouza Potala. Un-Approved Lodhran	4.687	0.000	0.000	2.344	2.344	2.344	0.000	0.000

SCHOOL EDUCATION

(Million Rs.)

GS No	Scheme Information Approval Date / Location	Est. Cost	Accum. Exp June,16	Provision for 2016-17			MTDF Projections		Throw fwd Beyond June, 2019
				Cap	Rev	G. Total (Cap+Rev)	2017-18	2018-19	
1	2	3	4	5	6	7	8	9	10
270	Upgradation of Government Girls Primary School Jhoki Poorabha Mouza Kotha Ateera. Un-Approved Lodhran	4.687	0.000	0.000	2.344	2.344	2.344	0.000	0.000
271	Upgradation of Government Girls Primary School Nawab Wala Mouza Hussain Abad. Un-Approved Lodhran	4.687	0.000	0.000	2.344	2.344	2.344	0.000	0.000
272	Government Girls Primary School Dera Jand. Un-Approved Lodhran	7.812	0.000	0.000	3.906	3.906	3.906	0.000	0.000
273	Upgradation of Govt. Girls High School, Sham Kot, Tehsil Kabirwala, District KKhaneval to nextLevel Un-Approved Khaneval	42.108	0.000	0.000	21.054	21.054	21.054	0.000	0.000
274	Upgradation of GGES, 33/10-R to Hihg Level Tehsil & District Khaneval Un-Approved Khaneval	11.000	0.000	0.000	5.500	5.500	5.500	0.000	0.000
275	Upgradation of GGES, 186/10-R to Hihg Level Tehsil & District Khaneval Un-Approved Khaneval	11.000	0.000	0.000	5.500	5.500	5.500	0.000	0.000
276	Up-gradation of Government Boys Primary School Noori Suhag Mian Channu. Un-Approved Khaneval	6.780	0.000	0.000	3.390	3.390	3.390	0.000	0.000
277	Up-gradation of G.G Middle School Chak No.7/8AR Mian Channu. Un-Approved Khaneval	8.500	0.000	0.000	4.250	4.250	4.250	0.000	0.000
278	Upgradation of GBPS Mouza Balochan to Middle Un-Approved Khaneval	12.000	0.000	0.000	6.000	6.000	6.000	0.000	0.000
279	Upgradation of Govt Girls High School Chak 67/15L to H. Sec Un-Approved Khaneval	18.000	0.000	0.000	6.000	6.000	12.000	0.000	0.000
280	Upgradation of Govt Girls High School Chak 80/10 R to H. Sec Un-Approved Khaneval	18.000	0.000	0.000	6.000	6.000	12.000	0.000	0.000
281	Up-gradation of G.G Middle School Chak No.134/16.C. Mina Channu Un-Approved Khaneval	15.000	0.000	0.000	7.500	7.500	7.500	0.000	0.000
282	Upgradation of GGMS Rasoolpur to High Un-Approved Khaneval	15.000	0.000	0.000	7.500	7.500	7.500	0.000	0.000
283	Upgradation of GGHS Kukkar Hatta to Higher Secondary Un-Approved Khaneval	25.000	0.000	0.000	7.500	7.500	17.500	0.000	0.000
284	Upgradation of 10 Primary Schools to Middle Schools in NA-156, Khaneval. Un-Approved Khaneval	50.000	0.000	0.000	20.000	20.000	30.000	0.000	0.000
285	Upgradation of Government Boys Middle School, Mian Hakim to High Level Un-Approved Vehari	9.000	0.000	0.000	4.500	4.500	4.500	0.000	0.000

SCHOOL EDUCATION

(Million Rs.)

GS No	Scheme Information Approval Date / Location	Est. Cost	Accum. Exp June,16	Provision for 2016-17			MTDF Projections		Throw fwd Beyond June, 2019
				Cap	Rev	G. Total (Cap+Rev)	2017-18	2018-19	
1	2	3	4	5	6	7	8	9	10
286	Upgradation of Government Girls Middle School, 473/EB to High Level Un-Approved Vehari	9.000	0.000	0.000	4.500	4.500	4.500	0.000	0.000
287	Upgradation of Government Middle School, 317/EB Dewan to High Level Un-Approved Vehari	9.000	0.000	0.000	4.500	4.500	4.500	0.000	0.000
288	Upgradation of Government Boys Primary School, 333/EB to Elementary Level Un-Approved Vehari	7.000	0.000	0.000	3.500	3.500	3.500	0.000	0.000
289	Upgradation of Government Girls Primary School, Murad Ali to Elementary Level Un-Approved Vehari	7.000	0.000	0.000	3.500	3.500	3.500	0.000	0.000
290	Upgradation of GBPS 15/WB to Next Level Vehari Un-Approved Vehari	7.000	0.000	0.000	3.500	3.500	3.500	0.000	0.000
291	Upgradation of GBPS 537/EB to Next Level Vehari Un-Approved Vehari	7.000	0.000	0.000	3.500	3.500	3.500	0.000	0.000
292	Upgradation of GBPS 51/KB to Next Level Vehari Un-Approved Vehari	7.000	0.000	0.000	3.500	3.500	3.500	0.000	0.000
293	Upgradation of GBPS Tijwana Korea to Next Level Vehari Un-Approved Vehari	7.000	0.000	0.000	3.500	3.500	3.500	0.000	0.000
294	Upgradation of GBPS 435/WB to Next Level Vehari Un-Approved Vehari	7.000	0.000	0.000	3.500	3.500	3.500	0.000	0.000
295	Upgradation of GGPS 182/EB to Next Level Vehari Un-Approved Vehari	7.000	0.000	0.000	3.500	3.500	3.500	0.000	0.000
296	Upgradation of GGPS 65/KB to Next Level Vehari Un-Approved Vehari	7.000	0.000	0.000	3.500	3.500	3.500	0.000	0.000
297	Upgradation of GGPS 321/EB to Next Level Vehari Un-Approved Vehari	7.000	0.000	0.000	3.500	3.500	3.500	0.000	0.000
298	Upgradation of GGPS 513/EB to Next Level Vehari Un-Approved Vehari	7.000	0.000	0.000	3.500	3.500	3.500	0.000	0.000
299	Upgradation of GGPS 469/EB to Next Level Vehari Un-Approved Vehari	7.000	0.000	0.000	3.500	3.500	3.500	0.000	0.000
300	Upgradation of GGMS 168/EB to Next Level Vehari Un-Approved Vehari	11.000	0.000	0.000	5.500	5.500	5.500	0.000	0.000
301	Upgradation of GGMS 515/EB to Next Level Vehari Un-Approved Vehari	11.000	0.000	0.000	5.500	5.500	5.500	0.000	0.000

SCHOOL EDUCATION

(Million Rs.)

GS No	Scheme Information Approval Date / Location	Est. Cost	Accum. Exp June,16	Provision for 2016-17			MTDF Projections		Throw fwd Beyond June, 2019
				Cap	Rev	G. Total (Cap+Rev)	2017-18	2018-19	
1	2	3	4	5	6	7	8	9	10
302	Upgradation of GGMS 295/EB to Next Level Vehari Un-Approved Vehari	11.000	0.000	0.000	5.500	5.500	5.500	0.000	0.000
303	Upgradation of GGMS 573/EB to Next Level Vehari Un-Approved Vehari	11.000	0.000	0.000	5.500	5.500	5.500	0.000	0.000
304	Upgradation of GGMS 146/EB to Next Level Vehari Un-Approved Vehari	11.000	0.000	0.000	5.500	5.500	5.500	0.000	0.000
305	Upgradation of GBMS 47/KB to Next Level Vehari Un-Approved Vehari	11.000	0.000	0.000	5.500	5.500	5.500	0.000	0.000
306	Upgradation of GBMS 65/KB to Next Level Vehari Un-Approved Vehari	11.000	0.000	0.000	5.500	5.500	5.500	0.000	0.000
307	Upgradation of GBMS 4/WB to Next Level Vehari Un-Approved Vehari	11.000	0.000	0.000	5.500	5.500	5.500	0.000	0.000
308	Upgradation of GBMS 58/KB to Next Level Vehari Un-Approved Vehari	11.000	0.000	0.000	5.500	5.500	5.500	0.000	0.000
309	Upgradation of GBMS 457/EB to Next Level Vehari Un-Approved Vehari	11.000	0.000	0.000	5.500	5.500	5.500	0.000	0.000
310	Upgradation of Government Girls Middle School 47/WB to High School. Un-Approved Vehari	3.695	0.000	0.000	1.848	1.848	1.848	0.000	0.000
311	Upgradation of Government Primary Girls 107/WB to Middle School. Un-Approved Vehari	3.695	0.000	0.000	1.848	1.848	1.848	0.000	0.000
312	Upgradation of Government Primary Girls School 26/WB to Middle School. Un-Approved Vehari	3.695	0.000	0.000	1.848	1.848	1.848	0.000	0.000
313	Upgradation of Government Primary Girls School 79/WB to Middle School. Un-Approved Vehari	3.695	0.000	0.000	1.848	1.848	1.848	0.000	0.000
314	Upgradation of Government Boys High School 88/WB to High Secondary School. Un-Approved Vehari	6.565	0.000	0.000	3.283	3.283	3.283	0.000	0.000
315	Upgradation of Government Boys Middle School 5/WB to High School. Un-Approved Vehari	6.565	0.000	0.000	3.283	3.283	3.283	0.000	0.000
316	Upgradation of Government Girls Middle School 155/WB to High School. Un-Approved Vehari	6.565	0.000	0.000	3.283	3.283	3.283	0.000	0.000
317	Upgradation of Govt Girls Primary School Chak 257/EB to Middle Un-Approved Vehari	6.787	0.000	0.000	3.394	3.394	3.394	0.000	0.000
318	Upgradation of Govt Girls Primary School Habib Colony to Middle Un-Approved Vehari	6.787	0.000	0.000	3.394	3.394	3.394	0.000	0.000

SCHOOL EDUCATION

(Million Rs.)

GS No	Scheme Information Approval Date / Location	Est. Cost	Accum. Exp June,16	Provision for 2016-17			MTDF Projections		Throw fwd Beyond June, 2019
				Cap	Rev	G. Total (Cap+Rev)	2017-18	2018-19	
1	2	3	4	5	6	7	8	9	10
319	Upgradation of Govt Girls Primary School Mohallah Yousuf Abad to Middle School Un-Approved Vehari	6.787	0.000	0.000	3.394	3.394	3.394	0.000	0.000
320	Upgradation of Govt Girls Elementary School Chak 269/EB Un-Approved Vehari	8.270	0.000	0.000	4.135	4.135	4.135	0.000	0.000
321	Upgradation from Middle to High GGMS Chak 225/EB Un-Approved Vehari	9.000	0.000	0.000	4.500	4.500	4.500	0.000	0.000
322	Upgradation from Middle to High GGMS Chak 231EB Un-Approved Vehari	9.000	0.000	0.000	4.500	4.500	4.500	0.000	0.000
323	Upgradation of Govt Girls Middle School 441/EB to High Un-Approved Vehari	11.789	0.000	0.000	5.895	5.895	5.895	0.000	0.000
324	Upgradation of Govt Boys High School 130/EB to Higher Secondary Un-Approved Vehari	22.300	0.000	0.000	11.150	11.150	11.150	0.000	0.000
325	Purchase of Land for Establishment of Cadet College at Fort Monoro, DG Khan Un-Approved Dera Ghazi Khan	104.745	0.000	0.000	104.745	104.745	0.000	0.000	0.000
326	Establishment of Cadet College at Fort Monoro, DG Khan Un-Approved Dera Ghazi Khan	501.251	0.000	75.000	0.000	75.000	213.126	213.126	0.000
327	Upgradation of Govt. Girls Community School Sheroo Markaz Kot Chutta South, Tehsil & District DG Khan to next Level, D.G. Khan Un-Approved Dera Ghazi Khan	7.000	0.000	0.000	3.500	3.500	3.500	0.000	0.000
328	Upgradation of Government Boys Primary School, Essan Wala, District DG Khan Un-Approved Dera Ghazi Khan	7.000	0.000	0.000	3.500	3.500	3.500	0.000	0.000
329	Up-gradations of schools, 6 in number, District Rajanpur Un-Approved Rajanpur	36.000	0.000	0.000	18.000	18.000	18.000	0.000	0.000
330	Establishment Government Girls High School, Kot Addu, Muzaffargarh Un-Approved Muzaffargarh	23.000	0.000	0.000	9.500	9.500	13.500	0.000	0.000
331	Request for provision of Dastakari School at Purana Qureshi, Tehsil Muzaffargarh Un-Approved Muzaffargarh	35.000	0.000	0.000	12.500	12.500	22.500	0.000	0.000
332	Construction of District Education Complexes in District Layyah Un-Approved Layyah	50.000	0.000	0.000	10.000	10.000	40.000	0.000	0.000
333	Upgradation of Govt. Boys P/S Chak No. 319/TDA to Middle School Un-Approved Layyah	4.100	0.000	0.000	2.050	2.050	2.050	0.000	0.000
334	Upgradation of Govt. Girls P/S Chak No.297/TDA Wakilwala to Middle School Un-Approved Layyah	4.100	0.000	0.000	2.050	2.050	2.050	0.000	0.000

SCHOOL EDUCATION

(Million Rs.)

GS No	Scheme Information Approval Date / Location	Est. Cost	Accum. Exp June,16	Provision for 2016-17			MTDF Projections		Throw fwd Beyond June, 2019
				Cap	Rev	G. Total (Cap+Rev)	2017-18	2018-19	
1	2	3	4	5	6	7	8	9	10
335	Upgradation of Govt. Girls P/S Chak No.77/TDA to Middle School Un-Approved Layyah	4.100	0.000	0.000	2.050	2.050	2.050	0.000	0.000
336	Establishment / Construction of Buildings of New GGPS at Chak No.9/BC, Govt Employees Cooperative Housing Society Limited Bahawalpur Un-Approved Bahawalpur	7.000	0.000	0.000	3.500	3.500	3.500	0.000	0.000
337	Establishment / Construction of Buildings of New GBPS at Chak No.9/BC, Govt Employees Cooperative Housing Society Limited Bahawalpur Un-Approved Bahawalpur	7.000	0.000	0.000	3.500	3.500	3.500	0.000	0.000
338	Construction of District Education Complexes in District Bahawalnagar Un-Approved Bahawalnagar	50.000	0.000	0.000	8.500	8.500	41.500	0.000	0.000
339	Establishment of Government Primary School Pandarea, Mouza Gharbi, Tehsil Chishtain, District Bahawalnagar. Un-Approved Bahawalnagar	7.000	0.000	0.000	3.500	3.500	3.500	0.000	0.000
340	Up-gradation of Govt. Girls Elementary School to High Level at Chak No. 111/M, sharqi Tehsil Chishtian. Un-Approved Bahawalnagar	9.000	0.000	0.000	4.947	4.947	4.054	0.000	0.000
341	Establishment of Cadet College at Khanpur, RY Khan Un-Approved Rahim Yar Khan	417.235	0.000	200.000	0.000	200.000	108.618	108.618	0.000
342	Upgradation of Government Girls Primary School to Elementary School Basti Kumharan Mouza Lalo wala. Un-Approved Rahim Yar Khan	5.000	0.000	0.000	2.500	2.500	2.500	0.000	0.000
343	Upgradation of Government Girls Primary School to Elementary School chak no. 110/NP Un-Approved Rahim Yar Khan	5.000	0.000	0.000	2.500	2.500	2.500	0.000	0.000
344	Upgradation of Government Girls Primary School to Elementary School Mian Wali Qureshian. Un-Approved Rahim Yar Khan	5.000	0.000	0.000	2.500	2.500	2.500	0.000	0.000
345	Up-gradation of Govt. Girls Primary to Elementary School Chak No. 134/1-L. Un-Approved Rahim Yar Khan	5.000	0.000	0.000	2.500	2.500	2.500	0.000	0.000
346	Upgradation of Government Boys Elementary School to High School Mouza Mitha Meerani Peera Baloch. Un-Approved Rahim Yar Khan	7.000	0.000	0.000	3.500	3.500	3.500	0.000	0.000
347	Upgradation of Government Boys Elementary School to High School Pull Qadir wali Mouza, Bhaqwella. Un-Approved Rahim Yar Khan	7.000	0.000	0.000	3.500	3.500	3.500	0.000	0.000
348	Upgradation of Government Boys Elementary School to High School, Jampur. Un-Approved Rahim Yar Khan	7.000	0.000	0.000	3.500	3.500	3.500	0.000	0.000

SCHOOL EDUCATION

(Million Rs.)

GS No	Scheme Information Approval Date / Location	Est. Cost	Accum. Exp June,16	Provision for 2016-17			MTDF Projections		Throw fwd Beyond June, 2019
				Cap	Rev	G. Total (Cap+Rev)	2017-18	2018-19	
1	2	3	4	5	6	7	8	9	10
349	Upgradation of Government Girls Elementary School to High School Basti Abdul Rehman Vaha, Mouza Fateh Pur Oureshian. Un-Approved Rahim Yar Khan	7.000	0.000	0.000	3.500	3.500	3.500	0.000	0.000
350	Upgradation of Government Girls Elementary School to High School Basti Mud Raheem Mouza Latki. Un-Approved Rahim Yar Khan	7.000	0.000	0.000	3.500	3.500	3.500	0.000	0.000
351	Upgradation of Government Girls Elementary School to High School Chak no. 111/NP. Un-Approved Rahim Yar Khan	7.000	0.000	0.000	3.500	3.500	3.500	0.000	0.000
352	Up-gradation of Government Girls Elementary School to High School Rukan Pur. Un-Approved Rahim Yar Khan	7.000	0.000	0.000	3.500	3.500	3.500	0.000	0.000
353	Up-gradation of Govt. Girls Elementary to Secondary School Chak no. 9/P. Un-Approved Rahim Yar Khan	8.000	0.000	0.000	4.000	4.000	4.000	0.000	0.000
354	Up-gradation of GGMS, Chak no. 186/P. Un-Approved Rahim Yar Khan	10.000	0.000	0.000	5.000	5.000	5.000	0.000	0.000
355	Upgradation of GGES to high level Kot Dari Azeem Khan , Tehsil & District RYK. Un-Approved Rahim Yar Khan	11.000	0.000	0.000	5.500	5.500	5.500	0.000	0.000
356	Up-gradation of Girls High School, Nawan Kot to Higher Secondary School. Un-Approved Rahim Yar Khan	21.800	0.000	0.000	10.900	10.900	10.900	0.000	0.000
357	Construction of 4-No Class Rooms in Govt Boys Al-Islah High School, Chiniot Un-Approved chiniot	20.637	0.000	0.000	10.319	10.319	10.319	0.000	0.000
358	Upgradation of GGPS, Vinoka to Elementary Level Chiniot Un-Approved Chiniot	6.701	0.000	0.000	3.351	3.351	3.351	0.000	0.000
359	Upgradation of GBPS, Haji Usman to Elementary Level Chiniot Un-Approved Chiniot	5.367	0.000	0.000	2.684	2.684	2.684	0.000	0.000
360	Upgradation of GGPS, Darbar Muhammad Siddique to Elementary Level Chiniot Un-Approved Chiniot	5.367	0.000	0.000	2.684	2.684	2.684	0.000	0.000
361	Upgradation of GGPS, Muhammad Wala to Elementary Level Chiniot Un-Approved Chiniot	5.367	0.000	0.000	2.684	2.684	2.684	0.000	0.000
362	Upgradation of GGPS, Vjhalikay to Elementary Level Chiniot Un-Approved Chiniot	5.367	0.000	0.000	2.684	2.684	2.684	0.000	0.000
363	Upgradation of Govt. Girls Primary School, Chak No.147/JB, Pathanaka, District Chiniot to middle level Un-Approved Chiniot	4.196	0.000	0.000	2.098	2.098	2.098	0.000	0.000

SCHOOL EDUCATION

(Million Rs.)

GS No	Scheme Information Approval Date / Location	Est. Cost	Accum. Exp June,16	Provision for 2016-17			MTDF Projections		Throw fwd Beyond June, 2019
				Cap	Rev	G. Total (Cap+Rev)	2017-18	2018-19	
1	2	3	4	5	6	7	8	9	10
364	Upgradation of Government Girls Model Primary School, Chak No.156/JB, Sahmal, Tehsil Bhowana, District Chiniot to middle level Un-Approved Chiniot	4.287	0.000	0.000	2.144	2.144	2.144	0.000	0.000
365	Upgradation of Govt. Girls Primary School, Mouza Sahmal, Tehsil Bhowana, District Chiniot to middle level Un-Approved Chiniot	4.502	0.000	0.000	2.251	2.251	2.251	0.000	0.000
366	Upgradation of Govt. Boys Primary School, Ahmad Pura to Middle level, Tehsil & District Chiniot Un-Approved Chiniot	5.387	0.000	0.000	2.694	2.694	2.694	0.000	0.000
367	Upgradation of Govt. Girls Primary School Chak No.197/JB, Tehsil Bhowana District Chiniot to middle level Un-Approved Chiniot	6.734	0.000	0.000	3.367	3.367	3.367	0.000	0.000
368	Upgradation of Govt. Girls Primary School, Chak No.198/JB, Tehsil Bhowana, District Chiniot to middle level Un-Approved Chiniot	6.734	0.000	0.000	3.367	3.367	3.367	0.000	0.000
369	Upgradation of Govt. Girls Primry School, Chak No.223/JB, Tehsil Bhowana District Chiniot to middle level Un-Approved Chiniot	6.734	0.000	0.000	3.367	3.367	3.367	0.000	0.000
370	Upgradation of Govt. Girls Elementary School, Jadeed No.2, Thana City Road to High level, Tehsil & District Chiniot Un-Approved Chiniot	8.840	0.000	0.000	4.420	4.420	4.420	0.000	0.000
371	Upgradation of Govt. Girls Elementary School, Chak No.203/JB, Tehsil Bhowana, District Chiniot to high level Un-Approved Chiniot	11.687	0.000	0.000	5.844	5.844	5.844	0.000	0.000
372	Operation Alliance Agreement on PEELI Project between the British Council and the Directorate of Staff development, Punjab (School Education-British Council with 50-50% Share) Un-Approved Punjab	175.000	0.000	0.000	175.000	175.000	0.000	0.000	0.000
			Local:	0.000	87.500				
			Foreign:	0.000	87.500				
373	Provision of IT Lab in Secondary Schools in Districts in Punjab Approved Punjab	500.000	0.000	0.000	500.000	500.000	0.000	0.000	0.000
374	Unique Identification of Students in Public School- Phase-I, Punjab 04-05-2016 Punjab	143.849	0.000	0.000	36.146	36.146	53.852	53.852	0.000
375	Distribution of Tablet-PCs (With Texbooks) to Public School Students, Punjab 05-05-2016 Punjab	56.520	0.000	0.000	28.260	28.260	28.260	0.000	0.000
376	Capacity Building and strengthening of planning wing of School Education Department Approved Punjab	102.245	0.000	0.000	51.365	51.365	50.880	0.000	0.000
Sub-Total: Regular		7,426.224	64.064	384.180	2,666.700	3,050.880	3,448.241	863.096	0.000

SCHOOL EDUCATION

(Million Rs.)

GS No	Scheme Information Approval Date / Location	Est. Cost	Accum. Exp June,16	Provision for 2016-17			MTDF Projections		Throw fwd Beyond June, 2019
				Cap	Rev	G. Total (Cap+Rev)	2017-18	2018-19	
1	2	3	4	5	6	7	8	9	10

Provision of Missing Facilities

377	Provision of Missing Facilities in Schools in District Rawalpindi Approved Rawalpindi	100.000	0.000	0.000	100.000	100.000	0.000	0.000	0.000
378	Provision of Missing Facilities in Schools in District Attock Approved Attock	300.000	0.000	0.000	300.000	300.000	0.000	0.000	0.000
379	Provision of Missing Facilities in Schools in District Chakwal Approved Chakwal	200.000	0.000	0.000	200.000	200.000	0.000	0.000	0.000
380	Provision of Missing Facilities in Schools in District Jehlum Approved Jehlum	200.000	0.000	0.000	200.000	200.000	0.000	0.000	0.000
381	Provision of Missing Facilities in Schools in District Sargodha Approved Sargodha	50.000	0.000	0.000	50.000	50.000	0.000	0.000	0.000
382	Provision of Missing Facilities in Schools in District Khushab Approved Khushab	10.000	0.000	0.000	10.000	10.000	0.000	0.000	0.000
383	Provision of Missing Facilities in Schools in District Mianwali Approved Mianwali	700.000	0.000	0.000	700.000	700.000	0.000	0.000	0.000
384	Provision of Missing Facilities in Schools in District Bhakkar Approved Bhakkar	100.000	0.000	0.000	100.000	100.000	0.000	0.000	0.000
385	Provision of Missing Facilities in Schools in District Faisalabad Approved Faisalabad	50.000	0.000	0.000	50.000	50.000	0.000	0.000	0.000
386	Provision of Missing Facilities in Schools in District Jhang Approved Jhang	10.000	0.000	0.000	10.000	10.000	0.000	0.000	0.000
387	Provision of Missing Facilities in Schools in District T.T. Singh Approved Toba Tek Singh	50.000	0.000	0.000	50.000	50.000	0.000	0.000	0.000
388	Provision of Missing Facilities in Schools in District Gujranwala Approved Gujranwala	250.000	0.000	0.000	250.000	250.000	0.000	0.000	0.000
389	Provision of Missing Facilities in Schools in District Hafizabad Approved Hafizabad	10.000	0.000	0.000	10.000	10.000	0.000	0.000	0.000
390	Provision of Missing Facilities in Schools in District Gujrat Approved Gujrat	50.000	0.000	0.000	50.000	50.000	0.000	0.000	0.000
391	Provision of Missing Facilities in Schools in District M.B. Din Approved Mandi Bahauddin	50.000	0.000	0.000	50.000	50.000	0.000	0.000	0.000
392	Provision of Missing Facilities in Schools in District Sialkot Approved Sialkot	150.000	0.000	0.000	150.000	150.000	0.000	0.000	0.000
393	Provision of Missing Facilities in Schools in District Narowal Approved Narowal	10.000	0.000	0.000	10.000	10.000	0.000	0.000	0.000

SCHOOL EDUCATION

(Million Rs.)

GS No	Scheme Information Approval Date / Location	Est. Cost	Accum. Exp June,16	Provision for 2016-17			MTDF Projections		Throw fwd Beyond June, 2019
				Cap	Rev	G. Total (Cap+Rev)	2017-18	2018-19	
1	2	3	4	5	6	7	8	9	10
394	Provision of Missing Facilities in Schools in District Lahore Approved Lahore	50.000	0.000	0.000	50.000	50.000	0.000	0.000	0.000
395	Provision of Missing Facilities in Schools in District Sheikhpura Approved Sheikhpura	50.000	0.000	0.000	50.000	50.000	0.000	0.000	0.000
396	Provision of Missing Facilities in Schools in District Nankana Sahib Approved Nankana Sahib	10.000	0.000	0.000	10.000	10.000	0.000	0.000	0.000
397	Provision of Missing Facilities in Schools in District Kasur Approved Kasur	200.000	0.000	0.000	200.000	200.000	0.000	0.000	0.000
398	Provision of Missing Facilities in Schools in District Okara Approved Okara	50.000	0.000	0.000	50.000	50.000	0.000	0.000	0.000
399	Provision of Missing Facilities in Schools in District Sahiwal Approved Sahiwal	100.000	0.000	0.000	100.000	100.000	0.000	0.000	0.000
400	Provision of Missing Facilities in Schools in District Pakpattan Approved Pakpattan	100.000	0.000	0.000	100.000	100.000	0.000	0.000	0.000
401	Provision of Missing Facilities in Schools in District Multan Approved Multan	150.000	0.000	0.000	150.000	150.000	0.000	0.000	0.000
402	Provision of Missing Facilities in Schools in District Lodhran Approved Lodhran	150.000	0.000	0.000	150.000	150.000	0.000	0.000	0.000
403	Provision of Missing Facilities in Schools in District Khanewal Approved Khanewal	50.000	0.000	0.000	50.000	50.000	0.000	0.000	0.000
404	Provision of Missing Facilities in Schools in District Vehari Approved Vehari	450.000	0.000	0.000	450.000	450.000	0.000	0.000	0.000
405	Provision of Missing Facilities in Schools in District D.G. Khan Approved Dera Ghazi Khan	350.000	0.000	0.000	350.000	350.000	0.000	0.000	0.000
406	Provision of Missing Facilities in Schools in District Rajanpur Approved Rajanpur	300.000	0.000	0.000	300.000	300.000	0.000	0.000	0.000
407	Provision of Missing Facilities in Schools in District Muzaffargarh Approved Muzaffargarh	100.000	0.000	0.000	100.000	100.000	0.000	0.000	0.000
408	Provision of Missing Facilities in Schools in District Layyah Approved Layyah	150.000	0.000	0.000	150.000	150.000	0.000	0.000	0.000
409	Provision of Missing Facilities in Schools in District Bahawalpur Approved Bahawalpur	150.000	0.000	0.000	150.000	150.000	0.000	0.000	0.000
410	Provision of Missing Facilities in Schools in District Bahawalnagar Approved Bahawalnagar	150.000	0.000	0.000	150.000	150.000	0.000	0.000	0.000

SCHOOL EDUCATION

(Million Rs.)

GS No	Scheme Information Approval Date / Location	Est. Cost	Accum. Exp June,16	Provision for 2016-17			MTDF Projections		Throw fwd Beyond June, 2019
				Cap	Rev	G. Total (Cap+Rev)	2017-18	2018-19	
1	2	3	4	5	6	7	8	9	10
411	Provision of Missing Facilities in Schools in District R.Y. Khan Approved Rahim Yar Khan	100.000	0.000	0.000	100.000	100.000	0.000	0.000	0.000
412	Provision of Missing Facilities in Schools in District Chiniot Approved Chiniot	50.000	0.000	0.000	50.000	50.000	0.000	0.000	0.000
Sub-Total: Provision of Missing Facilities		5,000.000	0.000	0.000	5,000.000	5,000.000	0.000	0.000	0.000
Provision of Additional Class Rooms									
413	Provision of Additional Class Rooms in Schools having Highest Enrollment in Districts in Punjab Approved Punjab	15,000.000	0.000	0.000	15,000.000	15,000.000	0.000	0.000	0.000
Sub-Total: Provision of Additional Class Rooms		15,000.000	0.000	0.000	15,000.000	15,000.000	0.000	0.000	0.000
Reconstruction of Dilapidated School Buildings									
414	Reconstruction of Dilapidated School Buildings in Districts in Punjab Approved Punjab	8,000.000	0.000	0.000	8,000.000	8,000.000	0.000	0.000	0.000
Sub-Total: Reconstruction of Dilapidated School Buildings		8,000.000	0.000	0.000	8,000.000	8,000.000	0.000	0.000	0.000
Total: NEW SCHEMES		35,426.224	64.064	384.180	30,666.700	31,050.880	3,448.241	863.096	0.000
Total: ADP		38,172.124	1,100.844	460.308	32,299.692	32,760.000	3,448.241	863.096	0.000
<u>OTHER DEVELOPMENT PROGRAMME</u>									
ODP									
415	Punjab Education Foundation (PEF) Punjab	12,000.000	0.000	0.000	12,000.000	12,000.000	0.000	0.000	0.000
416	Danish School System Punjab	3,000.000	0.000	0.000	3,000.000	3,000.000	0.000	0.000	0.000
Sub-Total: ODP		15,000.000	0.000	0.000	15,000.000	15,000.000	0.000	0.000	0.000
Total: OTHER DEVELOPMENT PROGRAMME		15,000.000	0.000	0.000	15,000.000	15,000.000	0.000	0.000	0.000
Grand Total		53,172.124	1,100.844	460.308	47,299.692	47,760.000	3,448.241	863.096	0.000

HIGHER EDUCATION

IMPORTANCE OF HIGHER EDUCATION FOR ECONOMIC GROWTH

A well-established higher education programme is essential for the creation of a knowledge-based economy. Punjab aims to move its economy to high productivity, for which a vibrant higher education sector is critical. To create a knowledge-based economy, an entire infrastructure of facilities is required which provides the “software” for economic growth by creating a highly-skilled pool of workers and an enabling environment for firms.

VISION

Enlightened and prospering Punjab reinforcing knowledge economy and equitable, quality learning at tertiary level.

POLICY

- Re-enforcing knowledge economy.
- Increasing equitable access to higher education.
- Perform as regulatory frame work for quality education.
- Faculty development through pedagogical skills.
- Regular monitoring mechanism for educational intuitions.
- Revamping college education by developing strong relationship between tertiary education and the job market.
- Recruitment of college teachers through Punjab Public Service Commission.
- Strengthening of autonomous institutions/ universities.

OBJECTIVES

The basic aim of Higher Education Department is not only to cater the educational needs of the target population i.e. the students, but also broaden their vision and mental horizon in order to equip them to better deal with the academic and economic challenges of the modern world.

STRATEGY

- Establishment of new colleges and universities.
- Improving college infrastructure through provision of missing and additional facilities to public sector colleges.

- Promotion of Science and Computer Education at tertiary level.
- Establishment of Support Unit in Higher Education Department for improved capacity in planning, implementation and monitoring of development programme.
- Capacity building of field managers of colleges sector.
- Use of Management Information System (MIS) for decision making.
- Faculty Development Programme through HEC.

STRATEGIC INTERVENTIONS

a. PROVISION OF MISSING FACILITIES TO COLLEGES

Punjab Government has embarked upon a comprehensive plan to enhance the quality of college education with special focus on improvement of physical infrastructure of college. An allocation for provision of missing facilities to the colleges is included in the ADP 2016-17 for provision of additional class rooms, toilet blocks, hostels, bus sheds, academic blocks, residences, boundary walls, science and computer labs and other allied facilities.

b. ESTABLISHMENT OF SUB CAMPUSES / UNIVERSITIES

Sub campuses of different universities are being established in various cities of Punjab to provide higher education and research facilities to the population of the Province. A sub campus of BZU has already been established at Layyah and funds for the same have also been allocated in ADP 2016-17. An allocation has been made in ADP 2016-17 for Establishment of new universities at Sahiwal, Okara, Vehari and Jhang through feasibility studies from reputed consultant firms under the supervision of Punjab Higher Education Commission and Higher Education Department. Likewise an allocation has been made in ADP 2016-17 for Establishment of GC University Faisalabad sub campuses at T.T Singh and Jaranwala through feasibility studies.

ESTABLISHMENT OF KHAWAJA FARID UNIVERSITY OF ENGINEERING AND INFORMATION TECHNOLOGY (KFUEIT) R.Y. KHAN

There is no Engineering and IT University in Bahawalpur Division of Southern Punjab. Chief Minister was pleased to desire that an IT and Engineering University should be established in R.Y. Khan to cater the educational needs of

Southern Punjab. Funds have been kept for this on-going project in ADP 2016-17. The University will be offering four years degree programs in B.Sc. Engineering, B.Sc. Information Technology and B.Sc. Information Communication Technology. Subsequently, Masters and Ph.D Programmes will also be introduced. Classes of the university have been shifted to the renovated premises of university and execution on new blocks has been started.

c. E-YOUTH INITIATIVES

A program for provision of free of cost Laptop Computers to the students on merit basis was initiated in 2011-12. The Higher Education Department distributed 310,000 laptop computers in Punjab purely on merit base in the previous years. For this purpose Rs. 4 Billion have been kept in the financial year 2016-17 for the purchase of 100,000 laptop computers for distribution. Chief Minister has also constituted a committee for setting up an assembly line in Punjab for which RFPs are being drafted.

d. ESTABLISHMENT OF KNOWLEDGE PARK AT DERA RAKH CHAAL, LAHORE

A piece of land measuring 805 Acres is available at Lahore near ring road for establishment of Lahore Knowledge Park (LKP). The model of LKP envisages several micro parks catering to different academies and industry / corporate sector. For this purpose the said piece of land will be developed and handed over to the interested parties under Public Private Partnership arrangements (PPP) for establishment of their institutes on merit basis. Feasibility study has been done and accordingly the project will be completed in phased manner.

e. PUNJAB EDUCATION ENDOWMENT FUND

Punjab Educational Endowment Fund (PEEF) is an initiative of the Government of Punjab established in 2009 with the objective to provide scholarships / monetary assistance to talented and needy students for pursuing quality education with equal opportunities. PEEF was established with initial seed money of Rs. 2 billion. Government of the Punjab has allocated Rs. 17 billion till 2015-16. PEEF has awarded about 150,000 scholarships to the talented and deserving students of Punjab and other provinces. An allocation of Rs.4 billion has been made in ADP 2016-17 for providing 200,000 scholarships to talented and needy students.

ACHIEVEMENTS OF FINANCIAL YEAR 2015-16

- Classes of Khawaja Farid University of Engineering and Information Technology (KFUEIT) R.Y. Khan have commenced at main premises of University.
- Provision of 72,000 classroom chairs in colleges has been completed.
- Establishment of 23 new colleges in the Punjab.
- Up-gradation of 2 Colleges.
- Provision of Missing facilities to 41 colleges in the Punjab.

NEW INITIATIVES OF 2016-17

- Construction of Building of Women University, Sialkot.
- Construction of building of Engineering College of University of Sargodha.
- Establishment of University of Technology & Applied Sciences.
- Establishment of universities at Sahiwal ,Okara & Jhang
- Faculty Development of teachers of postgraduate colleges through Pedagogy Skills.
- Establishment of sub campuses of Government College University Faisalabad at Jaranwala & T.T. Singh.
- Establishment of sub campus of BZU at Vehari.

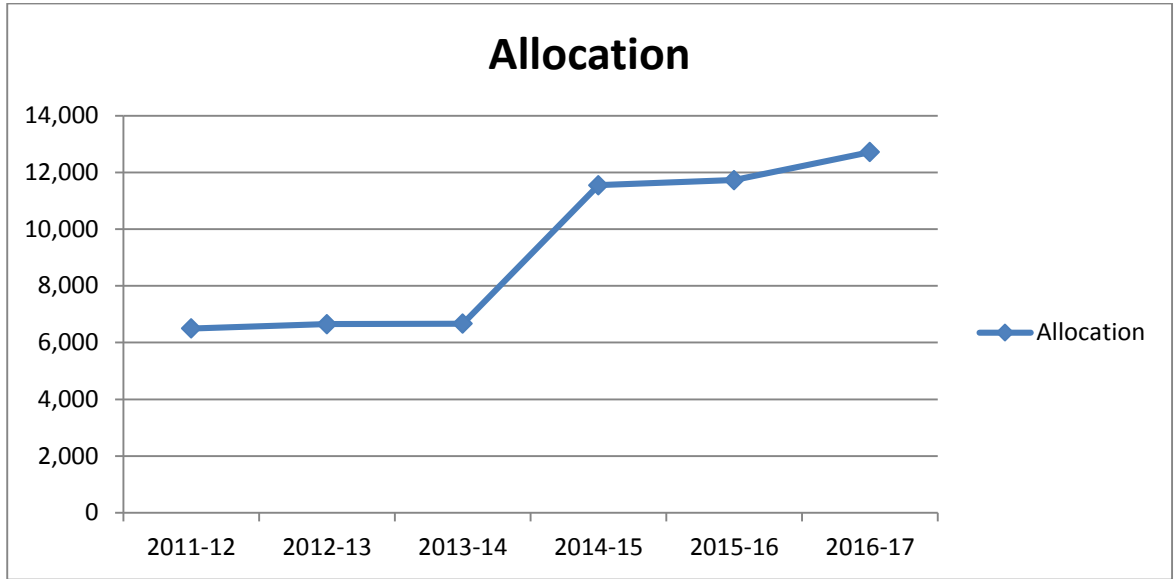
TARGETS FOR FINANCIAL YEAR 2016-17

- Establishment of 36 degree colleges in the Punjab.
- Provision of Missing facilities to 49 colleges in the Punjab.
- Distribution of 100,000 laptops to talented students on merit basis.
- Completion of administration block of four Women Universities at Sialkot, Multan, Bahawalpur and Faisalabad.
- Up-gradation of 2 degree colleges.

TREND OF ALLOCATION

Rs. In Million

Sr. No.	Year	Allocation
1.	2011-12	6,500
2.	2012-13	6,650
3.	2013-14	6,670
4.	2014-15	11,550
5.	2015-16	11,730
6.	2016-17	11,218



OTHER DEVELOPMENT PROGRAMS (ODP) 2016-17

ODP	Allocation
• Punjab Education Endowment Funds	4,000 million
• Lahore Knowledge Park including IT and Engineering University	2,000 million

MTDF 2016-19
Higher Education : Summary
Development Programme 2016-17

(Million Rs.)

Sub-Sector	Local	F. Aid	Total
Ongoing Schemes			
Regular	5,372.559	0.000	5372.559
Total	5,372.559	0.000	5,372.559
New Schemes			
Regular	5,845.441	0.000	5,845.441
Other Development Programme	6,000.000		6,000.000
Total (ongoing+new)	17,218.000	0.000	17,218.000

Development Programme 2017-18

Sub-Sector	Local	F. Aid	Total
Ongoing Schemes			
Regular	5,909.815	0.000	5909.815
Total	5,909.815	0.000	5,909.815
New Schemes			
Regular	6,429.985	0.000	6,429.985
Other Development Programme	6,600.000		6,600.000
Total (ongoing+new)	18,939.800	0.000	18,939.800

Development Programme 2018-19

Sub-Sector	Local	F. Aid	Total
Ongoing Schemes			
Regular	6,500.797	0.000	6500.797
Total	6,500.797	0.000	6,500.797
New Schemes			
Regular	7,072.984	0.000	7,072.984
Other Development Programme	7,260.000		7,260.000
Total (ongoing+new)	20,833.781	0.000	20,833.781
MTDF 2016-19: Grand Total			56,991.581

HIGHER EDUCATION: SUMMARY

(Million Rs.)

Type / Sub Sector	No. of Schemes	Provision for 2016-17				Projection for 2017-18	Projection for 2018-19
		Capital	Revenue	Foreign Aid	G. Total (Cap+Rev)		
<u>ON-GOING SCHEMES</u>							
Regular	15	346.505	125.203	0.000	471.708	219.314	219.314
Establishment of Colleges	105	2,073.226	145.038	0.000	2,218.264	2,384.120	2,384.120
Provision of Missing Facilities	62	1,019.252	176.029	0.000	1,195.281	635.090	635.090
Upgradation of Colleges	2	19.946	14.076	0.000	34.022	0.000	0.000
Establishment of Sub Campuses / Universities	6	100.500	1,352.784	0.000	1,453.284	894.976	894.976
Total: ON-GOING SCHEMES	190	3,559.429	1,813.130	0.000	5,372.559	4,133.500	4,133.500
<u>NEW SCHEMES</u>							
Regular	5	610.000	4,250.000	0.000	4,860.000	116.770	116.770
Establishment of Colleges	19	282.000	0.000	0.000	282.000	987.151	987.151
Provision of Missing Facilities	16	148.441	15.000	0.000	163.441	255.625	130.221
Upgradation of Colleges	1	15.000	0.000	0.000	15.000	45.000	45.000
Establishment of Sub Campuses / Universities	10	525.000	0.000	0.000	525.000	1,457.451	1,467.451
Total: NEW SCHEMES	51	1,580.441	4,265.000	0.000	5,845.441	2,861.997	2,746.593
Total: ADP	241	5,139.870	6,078.130	0.000	11,218.000	6,995.497	6,880.093
<u>OTHER DEVELOPMENT PROGRAMME</u>							
ODP	2	0.000	6,000.000	0.000	6,000.000	0.000	0.000
Total: OTHER DEVELOPMENT PROGRAMME	2	0.000	6,000.000	0.000	6,000.000	0.000	0.000
Grand Total	243	5,139.870	12,078.130	0.000	17,218.000	6,995.497	6,880.093

HIGHER EDUCATION

Regular

(Million Rs.)

GS No	Scheme Information Approval Date / Location	Est. Cost	Accum. Exp June,16	Provision for 2016-17			MTDF Projections		Throw fwd Beyond June, 2019
				Cap	Rev	G. Total (Cap+Rev)	2017-18	2018-19	
1	2	3	4	5	6	7	8	9	10

ON-GOING SCHEMES

Regular

417	Establishment of Home Economics College at Faisalabad 22-01-16 Faisalabad	177.005	40.022	30.000	0.000	30.000	53.492	53.492	0.000
418	Establishment of Govt. Degree College for Boys, Safdarabad, Sheikhpura 5-3-2014 Sheikhpura , Safdarabad	112.344	72.766	28.579	10.999	39.578	0.000	0.000	0.000
419	Establishment of Govt. Degree College for Women, Kamir Town, Sahiwal 10-2-2014 Sahiwal	120.833	118.036	2.797	0.000	2.797	0.000	0.000	0.000
420	Establishment of Girls Degree College Qadir Pur Ran, Multan 30-04-14 Multan , Bosan Town	102.856	59.518	32.338	11.000	43.338	0.000	0.000	0.000
421	Establishment of Girls Degree College Basti Malook, Multan 21-04-14 Multan , Mousa Pak Town	84.636	67.595	6.041	11.000	17.041	0.000	0.000	0.000
422	Establishment of Girls Degree College Muzaffarabad, Multan 4-3-2015 Multan	115.879	70.022	33.091	12.766	45.857	0.000	0.000	0.000
423	Establishment of Govt. Girls Degree College at Kacha Khu, Khanewal 30-04-14 Khanewal	113.088	59.519	42.569	11.000	53.569	0.000	0.000	0.000
424	Establishment of Girls Degree College Karam Pur, Vehari 30-04-14 Vehari , Mailsi	111.040	52.022	30.000	0.000	30.000	14.509	14.509	0.000
425	Establishment of Govt. Degree College for Women, D.G. Khan City 26-03-14 Dera Ghazi Khan	103.186	75.022	21.164	7.000	28.164	0.000	0.000	0.000
426	Establishment of Boys Degree College at Umer Kot, Tehsil Rojhan, Rajanpur 30-01-14 Rajanpur , Rojhan	97.253	49.538	40.715	7.000	47.715	0.000	0.000	0.000
427	Construction of Building for Girls Degree College, Fazilpur, Rajanpur 11-2-2014 Rajanpur	106.957	70.609	29.348	7.000	36.348	0.000	0.000	0.000
428	Establishment of Govt. Girls Degree College Rangpur, Muzaffargarh 5-3-2014 Muzaffargarh	103.323	84.000	19.323	0.000	19.323	0.000	0.000	0.000
429	Establishment of Home Economics College at Bahawalpur 5-11-2014 Bahawalpur , Bahawalnagar	195.134	15.000	15.000	0.000	15.000	82.567	82.567	0.000
430	Capacity Building for Higher Education Department 14-10-13 Punjab	198.501	157.649	15.540	25.312	40.852	0.000	0.000	0.000
431	Establishment of Specialized Computer Lab for BS(IT) at 26 Colleges in Punjab 13-10-11 Punjab	191.100	31.482	0.000	22.126	22.126	68.746	68.746	0.000
Sub-Total: Regular		1,933.135	1,022.800	346.505	125.203	471.708	219.314	219.314	0.000

HIGHER EDUCATION

Establishment of Colleges

(Million Rs.)

GS No	Scheme Information Approval Date / Location	Est. Cost	Accum. Exp June, 16	Provision for 2016-17			MTDF Projections		Throw fwd Beyond June, 2019
				Cap	Rev	G. Total (Cap+Rev)	2017-18	2018-19	
1	2	3	4	5	6	7	8	9	10

Establishment of Colleges

432	Establishment of Govt. College for Boys Dhoke Syedan, Rawalpindi 20-04-16 Rawalpindi	64.800	54.800	10.000	0.000	10.000	0.000	0.000	0.000
433	Establishment of Govt. Degree College (W) Kalariala, Tehsil Gujar Khan 5-12-2014 Rawalpindi , Gujar Khan	133.473	23.022	22.871	0.000	22.871	43.790	43.790	0.000
434	Establishment of Girls Degree College at Chak Beli Khan 21-04-15 Rawalpindi , Gujar Khan	118.049	5.500	15.000	0.000	15.000	48.775	48.775	0.000
435	Establishment of Govt. Girls Degree College at Dhamyal, 25-05-15 Rawalpindi , Gujar Khan	135.866	20.022	15.000	0.000	15.000	50.422	50.422	0.000
436	Establishment of Govt. Boys Degree College at Dhamyal, 30-12-14 Rawalpindi , Gujar Khan	111.170	35.022	15.000	0.000	15.000	30.574	30.574	0.000
437	Establishment of Degree Colleges for Girls Mandra 30-12-14 Rawalpindi , Kahuta	123.261	35.000	15.000	0.000	15.000	36.631	36.631	0.000
438	Establishment of Degree College for Boys at Tehsil Hassanabdal, District Attock 27-03-15 Attock , Hassanabda	123.486	32.022	15.000	0.000	15.000	38.232	38.232	0.000
439	Establishment of Govt. Boys Degree College Choa Saiden Shah, Chakwal 3-1-2013 Chakwal , Choa Saiden Shah	105.266	92.196	13.070	0.000	13.070	0.000	0.000	0.000
440	Establishment of Govt. Degree College for Women Dhurnal, Chakwal 25-05-15 Chakwal , Rawal Town	103.077	86.989	4.461	11.627	16.088	0.000	0.000	0.000
441	Establishment of Govt. Girls Degree College Lawa, Chakwal 3-1-2013 Chakwal , Lawa	98.973	70.036	17.310	11.627	28.937	0.000	0.000	0.000
442	Establishment of Govt. College for Women at Bhagwal, Chakwal 5-12-2014 Chakwal	111.890	32.373	15.000	0.000	15.000	32.259	32.259	0.000
443	Establishment of Govt College (W) Jalalpur Sharif, District Jhelum 29-02-12 Jhelum , PD Khan	128.996	108.964	9.397	10.635	20.032	0.000	0.000	0.000
444	Establishment of Govt. Degree College for Women at Sanghoi, District Jhelum 30-12-14 Jhelum	139.026	30.019	22.871	0.000	22.871	43.068	43.068	0.000
445	Establishment of Girls Degree College at Sohawa 19-05-14 Jhelum	141.593	129.006	12.587	0.000	12.587	0.000	0.000	0.000
446	Establishment of New Girls Degree College Mela Mandi, Sargodha 2-9-2014 Sargodha	112.371	40.022	22.871	0.000	22.871	24.739	24.739	0.000
447	Establishment of Govt. Girls Degree College, 47/MB, Khushab 2-9-2014 Khushab	102.879	40.022	22.871	0.000	22.871	19.993	19.993	0.000

HIGHER EDUCATION

Establishment of Colleges

(Million Rs.)

GS No	Scheme Information Approval Date / Location	Est. Cost	Accum. Exp June,16	Provision for 2016-17			MTDF Projections		Throw fwd Beyond June, 2019
				Cap	Rev	G. Total (Cap+Rev)	2017-18	2018-19	
1	2	3	4	5	6	7	8	9	10
448	Establishment of Govt. Degree College for Boys, 47/MB, Khushab 2-9-2014 Khushab	97.104	37.005	22.871	0.000	22.871	18.614	18.614	0.000
449	Establishment of Degree College Girls Katha Saghral, Khushab. 19-12-14 Khushab	121.657	25.000	22.871	0.000	22.871	36.893	36.893	0.000
450	Establishment of Degree College for girls, Mochh, Mianwali 19-08-11 Mianwali	55.332	52.465	2.867	0.000	2.867	0.000	0.000	0.000
451	Establishment of Degree College for Women Kundian 30-03-11 Mianwali , Liaqatabad	55.152	46.665	8.487	0.000	8.487	0.000	0.000	0.000
452	Construction of Degree College for Women in Thal, Bhakkar 15-09-14 Bhakkar , Mankera	113.905	32.022	22.871	0.000	22.871	29.506	29.506	0.000
453	Establishment of Boys College at Behal, Bhakkar 3-12-2014 Bhakkar	108.422	33.921	22.871	0.000	22.871	25.815	25.815	0.000
454	Establishment of Girls Degree College at 47-TDA Bhakkar 15-09-14 Bhakkar , Nurpur Thal	112.444	35.000	22.871	0.000	22.871	27.287	27.287	0.000
455	Establishment of Boys Degree College at 47-TDA Bhakkar 15-09-14 Bhakkar , Nurpur Thal	110.890	40.022	22.871	0.000	22.871	23.999	23.999	0.000
456	Establishment of Girls Degree College, 26/TDA, District Bhakkar (UC Dagar Aulak) 15-09-14 Bhakkar , Nurpur Thal	113.456	50.022	22.871	0.000	22.871	20.282	20.282	0.000
457	Establishment of Degree College for Girls at Sityana Banglow, District Faisalabad 11-2-2015 Faisalabad	117.380	37.287	22.871	0.000	22.871	28.611	28.611	0.000
458	Establishment of Government Girls Degree College, Ayub Research, Jhang Road, Faisalabad 25-05-15 Faisalabad	97.007	92.232	4.775	0.000	4.775	0.000	0.000	0.000
459	Establishment of Govt. Degree College for Women at Miran Wala Bangla Boraywal Road, District Faisalabad 8-10-2015 Faisalabad	143.217	15.000	22.871	0.000	22.871	52.673	52.673	0.000
460	Establishment of Govt. Girls Degree College at Chak No.46/GB, Tehsil Samundri, District Faisalabad 13-11-15 Faisalabad , Samundri	120.833	15.000	22.871	0.000	22.871	41.481	41.481	0.000
461	Establishment of Government Girls Degree College Chak No. 374 GB Arrkana Jaranwala Faisalabad 8-10-2015 Faisalabad , Jaranwala	137.168	20.022	22.871	0.000	22.871	47.138	47.138	0.000
462	Establishment of Boys Degree Colleges, Pansara Faisalabad. 22-10-15 Faisalabad	132.888	15.000	22.871	0.000	22.871	47.509	47.509	0.000
463	Establishment of Govt. Girls Degree College at Pir Panjah 25-05-15 Chiniot , Lalian	97.170	7.000	22.871	0.000	22.871	33.650	33.650	0.000

HIGHER EDUCATION

Establishment of Colleges

(Million Rs.)

GS No	Scheme Information Approval Date / Location	Est. Cost	Accum. Exp June,16	Provision for 2016-17			MTDF Projections		Throw fwd Beyond June, 2019
				Cap	Rev	G. Total (Cap+Rev)	2017-18	2018-19	
1	2	3	4	5	6	7	8	9	10
464	Establishment of Govt. Girls Degree College Wariamwala. 3-12-2014 Jhang	109.634	40.022	22.871	0.000	22.871	23.371	23.371	0.000
465	Establishment of Govt. Girls Degree College Shorkot Cantt, Jhang 27-03-15 Jhang , Shorkot	132.139	35.022	22.871	0.000	22.871	37.123	37.123	0.000
466	Establishment of Govt. Degree College for Women at Satellite Town, Jhang 27-03-15 Jhang	115.509	22.022	22.871	0.000	22.871	35.308	35.308	0.000
467	Establishment of Govt. Degree College for Women in Ahmedpur Sial, Jhang 2-12-2014 Jhang , Ahmed pur Sial	112.418	40.022	22.871	0.000	22.871	24.763	24.763	0.000
468	Establishment of Govt. Girls Degree College Khewa, Jhang 22-10-15 Jhang	140.540	30.000	22.871	0.000	22.871	43.835	43.835	0.000
469	Establishment of Govt. Degree College for Women at Ratta Matta Jhang 20-04-16 Jhang	86.058	2.000	22.871	0.000	22.871	30.594	30.594	0.000
470	Establishment of Boys Degree College Udowali, District Gujranwala 3-12-2014 Gujranwala , Khiali	84.685	30.000	22.871	0.000	22.871	15.907	15.907	0.000
471	Establishment of Govt. Girls College at Sohdra Town Tehsil Wazirabad District Gujranwala 3-12-2014 Gujranwala , Aroop	87.913	35.022	22.871	0.000	22.871	15.010	15.010	0.000
472	Establishment of Girls Degree College, Delawar Cheema, Tehsil Wazirabad District Gujranwala 3-12-2014 Gujranwala , Wazirabad	87.695	30.022	22.871	0.000	22.871	17.401	17.401	0.000
473	Establishment of Govt. Degree College for Women Jhallan, Tehsil Nowshera Virkan 3-12-2014 Gujranwala , Nowsheran Virkan	87.695	25.000	22.871	0.000	22.871	19.912	19.912	0.000
474	Est. of Govt. Boys Degree College at Arup, Tehsil & District Gujranwala 26-08-15 Gujranwala	95.521	40.000	45.691	9.830	55.521	0.000	0.000	0.000
475	Establishment of Government Girls Degree College at Ludewala Warraich, Gujranwala. 5.3.2014 Gujranwala	105.232	100.232	5.000	0.000	5.000	0.000	0.000	0.000
476	Establishment of Govt, Degree College for Women, Sharqi Side, Hafizabad 13-11-15 Hafizabad	126.693	2.000	15.000	0.000	15.000	54.847	54.847	0.000
477	Establishment of Govt. Degree College for Boys Deona, District Gujrat 3-12-2014 Gujrat	86.816	35.022	42.444	9.350	51.794	0.000	0.000	0.000
478	Construction of Additional Building for Girls Degree College, Kotla Arab Ali Khan, Gujrat. 28-02-15 Gujrat , Kharian	75.084	45.022	23.619	6.443	30.062	0.000	0.000	0.000
479	Establishment of Degree College Dandi Dhara, Tehsil Sara-e-Alamgir, District Gujrat 3-12-2014 Gujrat , Sara-e-Alamgir	88.877	40.022	40.648	8.207	48.855	0.000	0.000	0.000

HIGHER EDUCATION

Establishment of Colleges

(Million Rs.)

GS No	Scheme Information Approval Date / Location	Est. Cost	Accum. Exp June,16	Provision for 2016-17			MTDF Projections		Throw fwd Beyond June, 2019
				Cap	Rev	G. Total (Cap+Rev)	2017-18	2018-19	
1	2	3	4	5	6	7	8	9	10
480	Est. of Govt. Boys Degree College Jaggu Head 22-10-15 Gujrat	110.037	30.000	15.000	0.000	15.000	32.519	32.519	0.000
481	Govt. Girls Degree College, Rukan Tehsil Malikwal District Mandi Bahaudin 3-12-2014 Mandi Bahaudin , Malikwal	91.967	40.022	42.345	9.600	51.945	0.000	0.000	0.000
482	Govt. Boys Degree College, Rukan Tehsil Malikwal District Mandi Bahaudin 20-10-14 Mandi Bahaudin , Malikwal	100.304	19.562	22.871	0.000	22.871	28.936	28.936	0.000
483	Establishment of Girls Degree College at Bherawal, MB Din. 3-12-2014 Mandi Bahaudin , MB Din	88.878	35.022	12.633	0.000	12.633	20.612	20.612	0.000
484	Establishment of Govt. Girls Degree College at Haria, Tehsil Malikwal, District M.B.Din 26-08-15 Mandi Bahaudin , Malikwal	110.593	30.000	20.000	0.000	20.000	30.297	30.297	0.000
485	Establishment of Govt.Girls Degree College at Kuthiala Sheikhan, Tehsil & District M.B.Din 26-08-15 Mandi Bahaudin , MB Din	110.326	20.000	15.000	0.000	15.000	37.663	37.663	0.000
486	Establishment of Govt. Benazir Shaheed Degree College at Bhaghat 11-4-2009 Mandi Bahaudin , Phalia	73.437	69.931	3.506	0.000	3.506	0.000	0.000	0.000
487	Establishment of Govt. Girls Degree College at Sattrah, Tehsil Daska, Sialkot 3-12-2014 Sialkot , Daska	105.671	40.018	22.871	0.000	22.871	21.391	21.391	0.000
488	Establishment of Govt. Degree College for Women at Marakiwal, District Sialkot 3-12-2014 Sialkot	117.136	40.014	22.871	0.000	22.871	27.126	27.126	0.000
489	Establishment of Girls Degree College at Bajrah Garhi, Tehsil Pasrur, District Sialkot 3-12-2014 Sialkot , Pasrur	93.405	40.022	43.783	9.600	53.383	0.000	0.000	0.000
490	Est. of Govt. Boys Degree College at Chobara Tehsil, Pasrur Sialkot 23-09-15 Sialkot , Pasrur	114.300	15.000	22.871	0.000	22.871	38.215	38.215	0.000
491	Est. of Govt. Girls Degree College at Ora Tehsil and District Sialkot 23-09-15 Sialkot	122.224	30.000	22.871	0.000	22.871	34.677	34.677	0.000
492	Est. of Govt. Girls Degree College at Saidpur Girls Tehsil and District Sialkot 23-09-15 Sialkot	125.744	30.000	22.871	0.000	22.871	36.437	36.437	0.000
493	Construction of Govt. Girls Degree College Mundayki Goraya 22-10-15 Sialkot	124.316	15.000	22.871	0.000	22.871	43.223	43.223	0.000
494	Establishment of Govt. Muhammad Nawaz Sharif Girls Degree College at Potato Research Farm, Pasrur, Sialkot Approved Sialkot , Pasrur	138.575	133.550	5.025	0.000	5.025	0.000	0.000	0.000
495	Govt. Degree College for Women at Kot Nainan, Tehsil Shakargarh, District Narowal 11-6-2015 Narowal , Shakargarh	103.304	15.405	22.871	0.000	22.871	32.514	32.514	0.000

HIGHER EDUCATION

Establishment of Colleges

(Million Rs.)

GS No	Scheme Information Approval Date / Location	Est. Cost	Accum. Exp June,16	Provision for 2016-17			MTDF Projections		Throw fwd Beyond June, 2019
				Cap	Rev	G. Total (Cap+Rev)	2017-18	2018-19	
1	2	3	4	5	6	7	8	9	10
496	Establishment of Govt. Degree College for Women at Kanjroor, Tehsil Shakargarh District Narowal 26-08-15 Narowal , Shakargarh	102.866	20.000	11.436	11.435	22.871	29.998	29.998	0.000
497	Establishment of Boys Degree College Kahna, Lahore 2-9-2014 Lahore , Nishtar Town	146.276	122.502	20.000	3.774	23.774	0.000	0.000	0.000
498	Establishment of Boys Degree College, Badian Road, Lahore 2-9-2014 Lahore	130.856	126.856	2.000	2.000	4.000	0.000	0.000	0.000
499	Establishment of Govt. Girls Degree College, Thokar Niaz Baig, Lahore 15-09-14 Lahore , Iqbal Town	123.622	69.022	43.145	11.455	54.600	0.000	0.000	0.000
500	Establishment of Govt. Boys Degree College, Chung, Lahore 6-11-2014 Lahore , Iqbal Town	121.511	55.022	55.034	11.455	66.489	0.000	0.000	0.000
501	Establishment of Govt. Girls Degree College Jallo More, Lahore 10-8-2015 Lahore , Aziz Bhatti	161.404	30.000	20.000	0.000	20.000	55.702	55.702	0.000
502	Establishment of Girls Degree College at Daras Bare Mian, Lahore 22-01-16 Lahore , Gulberg Town	108.816	2.000	30.200	0.000	30.200	38.308	38.308	0.000
503	Establishment of Govt. Degree College for Women, Manga Mandi, Lahore 20-04-16 Lahore , Iqbal Town	90.664	2.000	15.000	0.000	15.000	36.832	36.832	0.000
504	Establishment of Govt. Girls Degree College, Manawala 11-2-2016 Sheikhpura	140.345	20.000	26.145	0.000	26.145	47.100	47.100	0.000
505	Establishment of Girls Degree College Farooqabad, Sheikhpura 27-05-11 Sheikhpura	112.743	107.604	5.139	0.000	5.139	0.000	0.000	0.000
506	Establishment of Govt. Degree College for Women at Khanqa Dogran, Sheikhpura 19-05-12 Sheikhpura	99.176	96.183	2.993	0.000	2.993	0.000	0.000	0.000
507	Establishment of Degree College for Boys, Muridke, District Sheikhpura 11-2-2016 Sheikhpura	101.711	89.340	12.371	0.000	12.371	0.000	0.000	0.000
508	Establishment of Government Girls Degree College, Wandala Diyal Shah, Tehsil Ferozewala, District Sheikhpura. 12-11-2014 Sheikhpura , Ferozewala	115.388	107.141	8.247	0.000	8.247	0.000	0.000	0.000
509	Establishment of Govt. Girls Degree College at Mandi Faizabad, District Nankanasahib 25-05-15 Nankana Sahib	128.633	20.022	22.871	0.000	22.871	42.870	42.870	0.000
510	Establishment of Govt. Degree College for women Bucheki District Nankana 22-10-15 Nankana Sahib	110.894	20.022	22.871	0.000	22.871	34.001	34.001	0.000
511	Establishment of Govt. Girls Degree College Ellahbad, Kasur 2-12-2014 Kasur , Chunian	111.516	30.022	22.871	0.000	22.871	29.312	29.312	0.000

HIGHER EDUCATION

Establishment of Colleges

(Million Rs.)

GS No	Scheme Information Approval Date / Location	Est. Cost	Accum. Exp June,16	Provision for 2016-17			MTDF Projections		Throw fwd Beyond June, 2019
				Cap	Rev	G. Total (Cap+Rev)	2017-18	2018-19	
1	2	3	4	5	6	7	8	9	10
512	Establishment of Govt. Boys Degree College Okanwala Bangla, Tehsil Chichawatni, Sahiwal. 2-12-2014 Sahiwal , Chichawatni	116.180	40.022	22.871	0.000	22.871	26.644	26.644	0.000
513	Establishment of Govt. Boys Degree College, Kamir, Sahiwal 2-12-2014 Sahiwal	137.440	35.022	22.871	0.000	22.871	39.774	39.774	0.000
514	Establishment of Govt. Degree College for Women, 90- More, Sahiwal 23-09-15 Sahiwal	150.432	10.000	22.871	0.000	22.871	58.781	58.781	0.000
515	Establishment of Govt. Degree College for Boys at Kaliyana, Pakpattan, District Pakpattan 14-02-12 Pakpattan	88.911	85.931	2.980	0.000	2.980	0.000	0.000	0.000
516	Establishment of Girls Degree College at Nawabpur, Multan 3-12-2014 Multan	118.944	17.000	22.871	0.000	22.871	39.537	39.537	0.000
517	Establishment of Govt. Girls Degree College Galaywal 19-03-12 Multan	98.408	91.788	6.620	0.000	6.620	0.000	0.000	0.000
518	Establishment of Govt. Girls Degree College at Vehova, District D.G.Khan 31-10-14 Dera Ghazi Khan	117.733	40.022	22.871	0.000	22.871	27.420	27.420	0.000
519	Establishment of Govt. Girls Degree College at Sanawaan 17-10-09 Dera Ghazi Khan	79.940	76.503	3.437	0.000	3.437	0.000	0.000	0.000
520	Establishment of Boys Degree College at Kot Mithan, District Rajanapur 2-12-2014 Rajanapur	107.643	50.022	22.871	0.000	22.871	17.375	17.375	0.000
521	Establishment of Girls Degree College at Adda Gujrat, Tehsil Kot Addu 31-10-14 Muzaffargarh , Kot Addu	130.124	20.522	22.871	0.000	22.871	43.366	43.366	0.000
522	Establishment of Govt. Degree College for Boys at Sananwan, Tehsil Kot Addu 3-12-2014 Muzaffargarh , Kot Addu	112.605	50.022	55.583	7.000	62.583	0.000	0.000	0.000
523	Establishment of Boys Degree College Sama Satta, Bahawalpur 11-6-2015 Bahawalpur	80.776	78.630	2.146	0.000	2.146	0.000	0.000	0.000
524	Establishment of Girls Degree College Chonna Wala Hasilpur, District Bahawalpur. 4-3-2012 Bahawalpur , Hasilpur	79.159	76.852	2.307	0.000	2.307	0.000	0.000	0.000
525	Establishment of Girls Degree College Sama Satta, Bahawalpur 5-11-2009 Bahawalpur	72.857	70.177	2.680	0.000	2.680	0.000	0.000	0.000
526	Establishment of Degree College (W) Hataigi, District Bahawalpur 4-5-2012 Bahawalpur	98.200	95.539	2.661	0.000	2.661	0.000	0.000	0.000
527	Establishment of Govt. Degree College for Girls at Bangla Tailwala Tehsil Yazman, District Bahawalpur. 10-3-2012 Bahawalpur	92.681	90.519	2.162	0.000	2.162	0.000	0.000	0.000

HIGHER EDUCATION

Establishment of Colleges

(Million Rs.)

GS No	Scheme Information Approval Date / Location	Est. Cost	Accum. Exp June,16	Provision for 2016-17			MTDF Projections		Throw fwd Beyond June, 2019
				Cap	Rev	G. Total (Cap+Rev)	2017-18	2018-19	
1	2	3	4	5	6	7	8	9	10
528	Establishment of Girls Degree College at Latifabad (Haroonabad) 3-12-2014 Bahawalnagar , Haroonabad	119.656	30.022	22.871	0.000	22.871	33.382	33.382	0.000
529	Establishment of Govt. Degree College for Women Chak No. 112/M, Tehsil Chistian, District Bahawalnagar 22-01-16 Bahawalnagar , Chishtian	133.785	20.022	22.871	0.000	22.871	45.446	45.446	0.000
530	Establishment of Girls Degree College Tranda Muhammad Panah, Thesil Liaquatpur 15-09-14 Rahim Yar Khan , Liaquatpur	114.425	70.022	33.403	11.000	44.403	0.000	0.000	0.000
531	Establishment of Boys Degree College Tranda Muhammad Panah, Thesil Liaquatpur 20-02-15 Rahim Yar Khan , Liaquatpur	117.416	15.000	15.597	0.000	15.597	43.410	43.410	0.000
532	Establishment of Boys Degree College at Sahja Tehsil & District R.Y.Khan 25-05-15 Rahim Yar Khan	107.243	15.000	22.871	0.000	22.871	34.686	34.686	0.000
533	Establishment of Girls Degree College at Mianwali Qureshian, Tehsil & District R.Y.Khan 4-12-2014 Rahim Yar Khan	138.116	44.999	22.871	0.000	22.871	35.123	35.123	0.000
534	Establishment of Govt. Girls Degree College Kot Samaba 23-09-15 Rahim Yar Khan	144.587	5.000	22.871	0.000	22.871	58.358	58.358	0.000
535	Establishment of Govt. Degree College for Boys at Lalian, District Chiniot 27-03-15 Chiniot	98.604	30.022	22.871	0.000	22.871	22.856	22.856	0.000
536	Establishment of Degree College at Amin Pur Bangla, Chiniot 3-12-2015 Chiniot	123.304	20.000	22.871	0.000	22.871	40.217	40.217	0.000
Sub-Total: Establishment of Colleges		11,626.517	4,640.048	2,073.226	145.038	2,218.264	2,384.120	2,384.120	0.000
Provision of Missing Facilities									
537	Provision of Drinking Water/ Restoration of Canteen at GDCW, Wah Cant, Tehsil Taxila, District Rawalpindi. 11-2-2016 Rawalpindi , Taxila	2.309	1.000	1.309	0.000	1.309	0.000	0.000	0.000
538	Provision of Missing Facilities in Govt. Viqar-un-Nissa College for Women Rawalpindi 3-4-2012 Rawalpindi	112.612	110.112	2.500	0.000	2.500	0.000	0.000	0.000
539	Provision of Missing Facilities in Govt. Degree College for Women Rahmtabad, District Rawalpindi 12-2-2016 Rawalpindi	4.920	0.500	4.420	0.000	4.420	0.000	0.000	0.000
540	Construction of 12 Additional Classrooms Library and Multipurpose Hall in Govt. College for Women, Gawalmandi, Rawalpindi 28-01-15 Rawalpindi	41.937	36.941	4.996	0.000	4.996	0.000	0.000	0.000
541	Provision of Missing Facilities in Govt. Degree College for Women Phagwari Murree, District Rawalpindi 31-10-14 Rawalpindi , Murree Town	16.363	14.000	0.000	2.363	2.363	0.000	0.000	0.000

HIGHER EDUCATION

Provision of Missing Facilities

(Million Rs.)

GS No	Scheme Information Approval Date / Location	Est. Cost	Accum. Exp June,16	Provision for 2016-17			MTDF Projections		Throw fwd Beyond June, 2019
				Cap	Rev	G. Total (Cap+Rev)	2017-18	2018-19	
1	2	3	4	5	6	7	8	9	10
542	Construction of PG Block in Government College for Women, Satellite Town, Rawalpindi 5-12-2014 Rawalpindi	157.910	20.022	26.000	0.000	26.000	55.944	55.944	0.000
543	Provision of Missing facilities at Govt. College for Women Hazro 7-10-2015 Attock , Hazro	33.140	15.022	9.305	8.813	18.118	0.000	0.000	0.000
544	Provision of Missing Facilities to Govt. Degree College for Women, Attock 11-2-2016 Attock	67.882	1.000	30.000	0.000	30.000	18.441	18.441	0.000
545	Provision of Missing Facilities in Govt. College for Women Farooq Colony, Sargodha 2-12-2014 Sargodha	45.217	34.207	4.603	6.407	11.010	0.000	0.000	0.000
546	Renovation of building and construction of Boundary wall of Govt. PG College (W) Chandni Chowk, Sargodha 12-11-2014 Sargodha	34.228	31.200	3.028	0.000	3.028	0.000	0.000	0.000
547	Provision of Missing Facilities in Govt. College Jhawarian, Tehsil Shahpur Sargodha 24-09-12 Sargodha	77.643	70.466	2.177	5.000	7.177	0.000	0.000	0.000
548	Construction of building of Govt. Girls Degree College Naushera Khushab 29-01-13 Khushab	97.794	88.397	1.141	8.256	9.397	0.000	0.000	0.000
549	Provision of Missing Facilities in Govt. Degree Colleges for Women and Boys Jandanwala 3-12-2014 Bhakkar , Kallur Kot	70.694	29.022	31.172	10.500	41.672	0.000	0.000	0.000
550	Provision of Missing facilities in Govt. Degree College for Women and Boys Kalurkot 3-12-2014 Bhakkar , Kallur Kot	69.324	29.022	32.302	8.000	40.302	0.000	0.000	0.000
551	Construction of MH & B.Com Block for existing Govt. College of Commerce at Bhakkar 23-12-15 Bhakkar	45.103	8.000	25.535	11.568	37.103	0.000	0.000	0.000
552	Construction of Multipurpose hall and Computer Lab in Govt. PG College for Boys Bhakkar 20-04-16 Bhakkar	36.726	28.633	6.293	1.800	8.093	0.000	0.000	0.000
553	Provision of Missing Facilities to Govt. Girls College Gulshan Colony, Faisalabad 1-11-2014 Faisalabad	76.508	24.857	30.000	0.000	30.000	10.826	10.826	0.000
554	Construction of Admn. Block including ten class rooms in Govt. College for Women, Ghulam Muhammadabad 1-11-2014 Faisalabad	47.225	45.000	2.225	0.000	2.225	0.000	0.000	0.000
555	Provision of additional class rooms and Labs at Govt. PG College Samanabad Faisalabad 11-2-2015 Faisalabad	131.189	34.877	20.000	0.000	20.000	38.156	38.156	0.000
556	Provision of Missing facilities at Govt. College for Women Jaranwala 22-10-15 Faisalabad , Jarranwala	46.580	10.000	32.014	4.566	36.580	0.000	0.000	0.000

HIGHER EDUCATION

Provision of Missing Facilities

(Million Rs.)

GS No	Scheme Information Approval Date / Location	Est. Cost	Accum. Exp June,16	Provision for 2016-17			MTDF Projections		Throw fwd Beyond June, 2019
				Cap	Rev	G. Total (Cap+Rev)	2017-18	2018-19	
1	2	3	4	5	6	7	8	9	10
557	Provision of Missing facilities at Govt. PG College Gojra 22-10-15 Toba Tek Singh , Gojra	49.391	10.000	34.438	4.953	39.391	0.000	0.000	0.000
558	Construction of Rooms at Gulistan Colony College, Faisalabad. 11-2-2016 Faisalabad , Madina Town	12.904	6.000	5.652	1.252	6.904	0.000	0.000	0.000
559	Computer Laboratory for Govt. College for Women, G.M. Abad, Faisalabad 11-2-2016 Faisalabad	4.724	2.000	1.206	1.518	2.724	0.000	0.000	0.000
560	Construction of the Building of Govt. Degree College Shorkot, Jhang 3-12-2014 Jhang , Shorkot	131.368	39.022	30.000	0.000	30.000	31.173	31.173	0.000
561	Provision of Missing facilities at Govt. College for Women TT Singh 8-10-2015 Toba Tek Singh	50.000	10.000	35.570	4.430	40.000	0.000	0.000	0.000
562	Missing facilities of Govt. Faqeer Hussain Faqeer Graduate College Peoples Colony Gujranwala 26-08-15 Gujranwala	169.161	70.000	34.000	0.000	34.000	32.581	32.581	0.000
563	Construction of Pedestrian Bridge at Govt. PG College for Women Satellite Town, Gujranwala 23-12-15 Gujranwala	15.192	5.000	10.192	0.000	10.192	0.000	0.000	0.000
564	Provision of Missing facilities at Govt. Degree Women Dinga 26-08-15 Gujrat , Kharian	107.051	10.000	15.000	0.000	15.000	41.026	41.026	0.000
565	Provision of Missing facilities at Govt. Degree Women Lalamusa 26-08-15 Gujrat , Kharian	27.794	10.000	10.703	7.091	17.794	0.000	0.000	0.000
566	Construction of Additional Block at GDCW, Kharian, District Gujrat 3-12-2015 Gujrat , Kharian	84.058	6.000	14.871	0.000	14.871	31.594	31.594	0.000
567	Provision of Multipurpose Hall in GDCW, Phalia 3-12-2015 Mandi Bahauddin , Phalia	28.367	6.000	20.677	1.690	22.367	0.000	0.000	0.000
568	Provision of Multipurpose Hall in Govt. Pir Yaqoob Degree College Phalia 3-12-2015 Mandi Bahauddin , Phalia	28.367	6.000	20.677	1.690	22.367	0.000	0.000	0.000
569	Provision of Missing facilities at Govt. College for Women, Sambarial 22-10-15 Sialkot , Sambarial	24.437	10.000	9.700	4.737	14.437	0.000	0.000	0.000
570	Construction of Postgraduate Block and Allied Facilities at Govt. Commerce College, Narowal 3-12-2014 Narowal	50.009	36.000	14.009	0.000	14.009	0.000	0.000	0.000
571	Rehabilitation / Provision of Missing facilities at Govt. Queen Marry College 22-01-16 Lahore	198.058	170.572	0.000	27.486	27.486	0.000	0.000	0.000
572	Conservation and Renovation of Building of Islamia College Civil Lines, Lahore 11-2-2014 Lahore	149.227	83.472	62.720	3.035	65.755	0.000	0.000	0.000

HIGHER EDUCATION

Provision of Missing Facilities

(Million Rs.)

GS No	Scheme Information Approval Date / Location	Est. Cost	Accum. Exp June,16	Provision for 2016-17			MTDF Projections		Throw fwd Beyond June, 2019
				Cap	Rev	G. Total (Cap+Rev)	2017-18	2018-19	
1	2	3	4	5	6	7	8	9	10
573	Provision of Missing Facilities in Govt. Degree College for Women, Kahna Nau, Lahore 22-01-16 Lahore , Nishtar Town	57.813	10.000	38.289	9.524	47.813	0.000	0.000	0.000
574	Provision of Missing and Additional Facilities to GDCW, Township Lahore. 22-01-16 Lahore , Nishtar Town	98.494	10.000	25.000	0.000	25.000	31.747	31.747	0.000
575	Provision of Missing Facilities at Govt. College for Boys Pattoki, District Kasur 11-2-2015 Kasur , Pattoki	110.303	24.448	25.000	0.000	25.000	30.428	30.428	0.000
576	Construction of new Building of Govt. Degree College for Women Depalpur 25-05-15 Okara , Depalpur	126.348	34.892	15.000	0.000	15.000	38.228	38.228	0.000
577	Request for grant of Water Filtration Plant & An Academic Block at Govt. P.G College Sahiwal. 3-12-2015 Sahiwal	50.000	6.000	15.000	0.000	15.000	14.500	14.500	0.000
578	Provision of Missing Facilities at Government College for Women Arif Walla 28-08-14 Pakpattan , Arifwala	54.598	27.544	26.054	1.000	27.054	0.000	0.000	0.000
579	Provision of Missing Facilities at Government College for Boys Arif Walla 28-08-14 Pakpattan , Arifwala	44.561	34.558	9.003	1.000	10.003	0.000	0.000	0.000
580	Construction of Building at Govt. Degree College for Women Chungi No. 14, Multan 3-12-2014 Multan	108.549	50.022	15.000	0.000	15.000	21.764	21.764	0.000
581	Provision of Missing facilities at Govt. College for women Mumtazabad Multan 10-11-2015 Multan	42.312	10.000	31.862	0.450	32.312	0.000	0.000	0.000
582	Construction of Building of Govt. Fatima Jinnah College for Women Masoom Shah Road, Multan 11-2-2016 Multan	106.585	2.000	15.000	0.000	15.000	44.793	44.793	0.000
583	Construction of Building of Govt. Zainab College for Women Chowk Shaheedan, Multan 11-2-2016 Multan	97.665	2.000	19.000	0.000	19.000	38.333	38.333	0.000
584	Construction of Building of Govt. College for Women Chungi No.6, Multan 11-2-2016 Multan	123.692	2.000	15.000	0.000	15.000	53.346	53.346	0.000
585	Provision of Missing Facilities at Govt. Boys Degree college Dunyapur, District Lodhran. 22-01-16 Lodhran , Dunyapur	54.014	41.813	0.000	12.201	12.201	0.000	0.000	0.000
586	Construction of 2 class rooms and 2 Labs at Govt. Degree College, Lodhran 11-2-2015 Lodhran	19.387	15.334	4.053	0.000	4.053	0.000	0.000	0.000
587	Provision of Missing / Additional Facilities at Govt. Degree College, Abdul Hakeem, Khanewal 23-12-15 Khanewal , Mian Channu	38.532	6.000	23.215	9.317	32.532	0.000	0.000	0.000
588	Provision of Missing facilities at Govt. PG College for women, Vehari 13-08-15 Vehari	24.101	11.000	9.917	3.184	13.101	0.000	0.000	0.000

HIGHER EDUCATION

Provision of Missing Facilities

(Million Rs.)

GS No	Scheme Information Approval Date / Location	Est. Cost	Accum. Exp June,16	Provision for 2016-17			MTDF Projections		Throw fwd Beyond June, 2019
				Cap	Rev	G. Total (Cap+Rev)	2017-18	2018-19	
1	2	3	4	5	6	7	8	9	10
589	Provision of Missing facilities at Govt. PG College, Vehari 13-08-15 Vehari	34.476	25.000	4.946	4.530	9.476	0.000	0.000	0.000
590	Construction of Building of Govt. College for Boys Fazilpur, Rajanpur 10-8-2015 Rajanpur	106.574	40.022	15.000	0.000	15.000	25.776	25.776	0.000
591	Provision of Missing Facilities in Govt. Degree College Women Ahmedpur East. 29-11-14 Bahawalpur , Ahmadpur East	56.462	49.752	6.710	0.000	6.710	0.000	0.000	0.000
592	Provision of Missing Facilities at GDC Khairpur, Tamewali 11-2-2016 Bahawalpur , Khairpur Tamewali	46.818	1.000	36.150	9.668	45.818	0.000	0.000	0.000
593	Establishment of Degree College at Latifabad Tehsil Haroonabad District Bahawalnagar 8-10-2015 Bahawalnagar , Haroonabad	142.153	40.000	12.285	0.000	12.285	44.934	44.934	0.000
594	Provision of Missing Facilities Govt. Postgraduate College Bahawalnagar 3-12-2015 Bahawalnagar	65.000	1.000	30.000	0.000	30.000	17.000	17.000	0.000
595	Provision of Missing / Additional Facilities in GDC, Bahawalnagar 3-12-2015 Bahawalnagar , Minchinabad	65.000	6.000	30.000	0.000	30.000	14.500	14.500	0.000
596	Provision of Missing Facilities in Govt. Post-Graduate College Women Chistian, District Bahawalnagar. 1-6-2010 Bahawalnagar , Chishtian	53.993	51.852	2.141	0.000	2.141	0.000	0.000	0.000
597	Construction of Additional Class Rooms and provision of furniture Govt. Commerce College for Boys Bahawalnagar 25-09-14 Bahawalnagar	16.841	14.761	2.080	0.000	2.080	0.000	0.000	0.000
598	Reh/Re-Const. of Govt. Taleem ul Islam, Islamia College, Chenabnagar, Chiniot. 25-05-15 Chiniot	93.258	88.146	5.112	0.000	5.112	0.000	0.000	0.000
Sub-Total: Provision of Missing Facilities		4,182.941	1,717.488	1,019.252	176.029	1,195.281	635.090	635.090	0.000
Upgradation of Colleges									
599	Upgradation of Govt. Degree College for Boys Mian Channu as P.G. College 2-9-2014 Khanewal , Mian Channu	32.818	23.958	3.000	5.860	8.860	0.000	0.000	0.000
600	Starting of BS classes in Govt. Degree College for Women Mian Channu 2-9-2014 Khanewal , Mian Channu	55.162	30.000	16.946	8.216	25.162	0.000	0.000	0.000
Sub-Total: Upgradation of Colleges		87.980	53.958	19.946	14.076	34.022	0.000	0.000	0.000
Establishment of Sub Campuses / Universities									
601	Upgradation of newly converted college into Women University, Govt. College for Women Madina Town, Faisalabad 18-08-14 Faisalabad	154.522	108.431	0.000	46.091	46.091	0.000	0.000	0.000

HIGHER EDUCATION

Establishment of Sub Campuses / Universities

(Million Rs.)

GS No	Scheme Information Approval Date / Location	Est. Cost	Accum. Exp June,16	Provision for 2016-17			MTDF Projections		Throw fwd Beyond June, 2019
				Cap	Rev	G. Total (Cap+Rev)	2017-18	2018-19	
1	2	3	4	5	6	7	8	9	10
602	Establishment of Women University at Sialkot 2-12-2014 Sialkot	146.504	100.114	0.000	46.390	46.390	0.000	0.000	0.000
603	Establishment of Women University at Multan 21-04-14 Multan	105.797	94.776	0.000	11.021	11.021	0.000	0.000	0.000
604	Extention of building of Bahadur Sub Campus of BZU at Layyah 9-12-2014 Layyah	352.613	50.022	100.000	0.000	100.000	101.296	101.296	0.000
605	Establishment of Women University at Bahawalpur 13-10-12 Bahawalpur	43.044	40.485	0.500	2.059	2.559	0.000	0.000	0.000
606	Establishment of Khawaja Farid University of Engineering and Information Technology (UEIT) R.Y. Khan 27-08-14 Rahim Yar Khan	3,847.782	1,013.199	0.000	1,247.223	1,247.223	793.680	793.680	0.000
Sub-Total: Establishment of Sub Campuses / Universities		4,650.262	1,407.027	100.500	1,352.784	1,453.284	894.976	894.976	0.000
Total: ON-GOING SCHEMES		22,480.835	8,841.321	3,559.429	1,813.130	5,372.559	4,133.500	4,133.500	0.000

NEW SCHEMES

Regular

607	Provision of Laptops Un-Approved Punjab	4,000.000	0.000	0.000	4,000.000	4,000.000	0.000	0.000	0.000
608	Provision of security cover to the existing colleges Un-Approved Punjab	300.000	0.000	300.000	0.000	300.000	0.000	0.000	0.000
609	Provision of funds for strengthening of existing science & IT labs Un-Approved Punjab	500.000	0.000	310.000	0.000	310.000	95.000	95.000	0.000
610	Capacity strengthening of planning wing of HED 11-5-2016 Punjab	93.539	0.000	0.000	50.000	50.000	21.770	21.770	0.000
611	Faculty Pedagogy Skill Programme Un-Approved Punjab	200.000	0.000	0.000	200.000	200.000	0.000	0.000	0.000
Sub-Total: Regular		5,093.539	0.000	610.000	4,250.000	4,860.000	116.770	116.770	0.000

Establishment of Colleges

612	Govt. Girls Degree College Chakwal City Un-Approved Chakwal	120.000	0.000	15.000	0.000	15.000	52.500	52.500	0.000
613	Establishment of Boys Degree College Bhabra Sargodha Un-Approved Sargodha	110.550	0.000	15.000	0.000	15.000	47.775	47.775	0.000
614	Establishment of College for Boys New Satellite Town, Sargodha. Un-Approved Sargodha	99.920	0.000	15.000	0.000	15.000	42.460	42.460	0.000

HIGHER EDUCATION

Establishment of Colleges

(Million Rs.)

GS No	Scheme Information Approval Date / Location	Est. Cost	Accum. Exp June,16	Provision for 2016-17			MTDF Projections		Throw fwd Beyond June, 2019
				Cap	Rev	G. Total (Cap+Rev)	2017-18	2018-19	
1	2	3	4	5	6	7	8	9	10
615	Establishment of Degree College Shah Nikdar District Sargodha. Un-Approved Sargodha	99.245	0.000	15.000	0.000	15.000	42.123	42.123	0.000
616	Establishment of Degree College Nehang District Sargodha. Un-Approved Sargodha	99.245	0.000	15.000	0.000	15.000	42.123	42.123	0.000
617	Establishment of Govt. Girls Degree College at 46 Adda Janubi Un-Approved Sargodha	98.648	0.000	15.000	0.000	15.000	41.824	41.824	0.000
618	Mian Nawaz Shareef Girls Degree College, 84/NB, Sargodha Un-Approved Sargodha	86.066	0.000	15.000	0.000	15.000	35.533	35.533	0.000
619	Establishment of Govt. Girls Degree College at Rodha. Un-Approved Khushab	150.000	0.000	15.000	0.000	15.000	67.500	67.500	0.000
620	Establishment of Govt. Girls Degree College at Chak No.97/RB, Tehsil Jaranwala, District Faisalabad Un-Approved Faisalabad	120.000	0.000	15.000	0.000	15.000	52.500	52.500	0.000
621	Establishment of Government Girls Degree College, 18-Hazari, Tehsil & District Jhang Un-Approved Jhang	140.000	0.000	15.000	0.000	15.000	62.500	62.500	0.000
622	Establishment of Govt. Girls Degree College, Khoi Adda, District Jhang Un-Approved Jhang	120.000	0.000	15.000	0.000	15.000	52.500	52.500	0.000
623	Establishment of Government Degree College for Women at Sandhilianwali, District, Toba Tek Singh. Un-Approved Toba Tek Singh	124.110	0.000	15.000	0.000	15.000	54.555	54.555	0.000
624	Establishment of Government Degree College For Women Wasu District Mandi Baha Ud Din Un-Approved Mandi Bahauddin	120.000	0.000	15.000	0.000	15.000	52.500	52.500	0.000
625	Establishment of Girls Degree College at the Baddiana, Sialkot Un-Approved Sialkot	105.000	0.000	15.000	0.000	15.000	45.000	45.000	0.000
626	Establishment of Degree College for Women at Chaanga Manga, District Kasur Un-Approved Kasur	139.000	0.000	15.000	0.000	15.000	62.000	62.000	0.000
627	Establishment of Govt. Girls College Chak No.36/4-L Chowk Malgadha Okara Un-Approved Okara	110.000	0.000	15.000	0.000	15.000	47.500	47.500	0.000
628	Establishment of Boys Degree College at Old Radant Canal Bunglow Adibagh Basti, Multan. Un-Approved Multan	154.516	0.000	15.000	0.000	15.000	69.758	69.758	0.000
629	Establishment of Boys Degree College Sardarpur Tehsil Kabirwala, District Khanewal. Un-Approved Khanewal , Kabirwala	120.000	0.000	12.000	0.000	12.000	54.000	54.000	0.000
630	Establishment of Govt. Girls Degree College at Feroza Un-Approved Rahim Yar Khan , Sadiqabad	140.000	0.000	15.000	0.000	15.000	62.500	62.500	0.000

HIGHER EDUCATION

Establishment of Colleges

(Million Rs.)

GS No	Scheme Information Approval Date / Location	Est. Cost	Accum. Exp June,16	Provision for 2016-17			MTDF Projections		Throw fwd Beyond June, 2019
				Cap	Rev	G. Total (Cap+Rev)	2017-18	2018-19	
1	2	3	4	5	6	7	8	9	10
Sub-Total: Establishment of Colleges		2,256.300	0.000	282.000	0.000	282.000	987.151	987.151	0.000
Provision of Missing Facilities									
631	Provision of Missing Facilities and Construction of block Govt. Khadija girls college Mughalabad District Rawalpindi Un-Approved Rawalpindi	30.000	0.000	10.000	0.000	10.000	20.000	0.000	0.000
632	Provision of missing facilities in Govt. College Satellite Town, Rawalpindi (Renovation of old block) Un-Approved Rawalpindi	15.000	0.000	5.000	0.000	5.000	10.000	0.000	0.000
633	Start of Postgraduate classes at Govt. Girls Degree College at Fateh Jang, District Attock Un-Approved Attock	70.673	0.000	20.000	0.000	20.000	50.673	0.000	0.000
634	Start of Postgraduate classes at Govt. Degree College for Women at Hassan Abdal, District Attock Un-Approved Attock	44.731	0.000	20.000	0.000	20.000	24.731	0.000	0.000
635	Construction of Rooms, Water Tank and Provision of Missing Facilities in GICW, Eid Gah Road, Faisalabad Un-Approved Faisalabad	50.000	0.000	13.400	0.000	13.400	18.300	18.300	0.000
636	Construction of Computer Laboratory for Government College for Women, Ghulam Muhammad Abad, Faisalabad Un-Approved Faisalabad	6.303	0.000	6.303	0.000	6.303	0.000	0.000	0.000
637	Construction of 05 rooms, 01 Hall and provision of 50 computers for Govt. College for Women P/C # 2, Faisalabad. Un-Approved Faisalabad	13.000	0.000	5.000	0.000	5.000	8.000	0.000	0.000
638	Provision of Tractor to Government Boys Degree College Shorkot, District Jhang. Un-Approved Jhang, Shorkot	1.000	0.000	1.000	0.000	1.000	0.000	0.000	0.000
639	Construction of Six Rooms, Lavatory Block and Construction of four rooms for Clerks at Govt. Girls College, Shorkot Un-Approved Jhang	17.000	0.000	5.000	0.000	5.000	12.000	0.000	0.000
640	Estt. Of Digital Library in Govt. Postgraduate College for Boys, Kamalia District T.T.Singh. Un-Approved Toba Tek Singh	10.000	0.000	10.000	0.000	10.000	0.000	0.000	0.000
641	Provision of Missing Facilities in Government Degree College, Daska Sialkot Un-Approved Sialkot, Daska	15.830	0.000	15.830	0.000	15.830	0.000	0.000	0.000
642	Acquisition of 32 kanal land for Narowal Govt. Post Graduate, Commerce College (NA-117) Un-Approved Narowal	15.000	0.000	0.000	15.000	15.000	0.000	0.000	0.000
643	Const. of Haji Safdar Ali Academic Block at Govt. Islamia Degree College Kasur Un-Approved Kasur	55.390	0.000	10.000	0.000	10.000	22.695	22.695	0.000
644	Provision of Missing Facilities in Govt Degree College for Women Burewala Un-Approved Vehari	4.408	0.000	4.408	0.000	4.408	0.000	0.000	0.000

HIGHER EDUCATION

Provision of Missing Facilities

(Million Rs.)

GS No	Scheme Information Approval Date / Location	Est. Cost	Accum. Exp June,16	Provision for 2016-17			MTDF Projections		Throw fwd Beyond June, 2019
				Cap	Rev	G. Total (Cap+Rev)	2017-18	2018-19	
1	2	3	4	5	6	7	8	9	10
645	Provision of Computers for Government Degree College, Minchinabad, District Bahawalnagar Un-Approved Bahawalnagar , Minchinabad	2.500	0.000	2.500	0.000	2.500	0.000	0.000	0.000
646	Construction / Improvement and Missing Facilities at Govt. P.G. College for Women, Rahim Yar Khan Un-Approved Rahim Yar Khan	198.451	0.000	20.000	0.000	20.000	89.226	89.226	0.000
Sub-Total: Provision of Missing Facilities		549.286	0.000	148.441	15.000	163.441	255.625	130.221	0.000
Upgradation of Colleges									
647	Up-gradation of Government Degree College for Boys to Post Graduate level Un-Approved Sialkot	105.000	0.000	15.000	0.000	15.000	45.000	45.000	0.000
Sub-Total: Upgradation of Colleges		105.000	0.000	15.000	0.000	15.000	45.000	45.000	0.000
Establishment of Sub Campuses / Universities									
648	Construction of building of Engineering College of University of Sargodha Un-Approved Sargodha	1,094.902	0.000	200.000	0.000	200.000	447.451	447.451	0.000
649	Establishment of Government College University, Faisalabad Sub-Campus at Jaranwala, District Faisalabad (PC-II) Un-Approved Faisalabad , Jaranwala	15.000	0.000	15.000	0.000	15.000	0.000	0.000	0.000
650	Establishment of University of Jhang (PC-II) Un-Approved Jhang	15.000	0.000	15.000	0.000	15.000	0.000	0.000	0.000
651	Establishment of Sub-Campus of GC University, Faisalabad at T.T. Singh (PC-II) Un-Approved Toba Tek Singh	15.000	0.000	15.000	0.000	15.000	0.000	0.000	0.000
652	Construction of internal roads of university of Gujrat Un-Approved Gujrat	70.000	0.000	10.000	0.000	10.000	30.000	30.000	0.000
653	Construction of Building of Women University, Sialkot on acquired piece of land at Sialkot Un-Approved Sialkot	2,000.000	0.000	200.000	0.000	200.000	900.000	900.000	0.000
654	Establishment of University of Technology & Applied Sciences, Lahore (PC-II) Un-Approved Lahore	25.000	0.000	25.000	0.000	25.000	0.000	0.000	0.000
655	Establishment of Sub-Campus of BZU at Vehari (PC-II) Un-Approved Vehari	15.000	0.000	15.000	0.000	15.000	0.000	0.000	0.000
656	Rehabilitation of Old Building of Govt.Sadiq Women University at Bahawalpur Un-Approved Bahawalpur	175.000	0.000	5.000	0.000	5.000	80.000	90.000	0.000
657	Establishment of University of Sahiwal and Okara (PC-II) Un-Approved Sahiwal, Okara	25.000	0.000	25.000	0.000	25.000	0.000	0.000	0.000

HIGHER EDUCATION

Establishment of Sub Campuses / Universities

(Million Rs.)

GS No	Scheme Information Approval Date / Location	Est. Cost	Accum. Exp June,16	Provision for 2016-17			MTDF Projections		Throw fwd Beyond June, 2019
				Cap	Rev	G. Total (Cap+Rev)	2017-18	2018-19	
1	2	3	4	5	6	7	8	9	10
	Sub-Total: Establishment of Sub Campuses / Universities	3,449.902	0.000	525.000	0.000	525.000	1,457.451	1,467.451	0.000
	Total: NEW SCHEMES	11,454.027	0.000	1,580.441	4,265.000	5,845.441	2,861.997	2,746.593	0.000
	Total: ADP	33,934.862	8,841.321	5,139.870	6,078.130	11,218.000	6,995.497	6,880.093	0.000
OTHER DEVELOPMENT PROGRAMME									
ODP									
658	Lahore Knowledge Park including IT & Engineering University Lahore. Un-Approved Lahore	2,000.000	0.000	0.000	2,000.000	2,000.000	0.000	0.000	0.000
659	Punjab Education Endowment Funds (PEEF) Un-Approved Punjab	4,000.000	0.000	0.000	4,000.000	4,000.000	0.000	0.000	0.000
	Sub-Total: ODP	6,000.000	0.000	0.000	6,000.000	6,000.000	0.000	0.000	0.000
	Total: OTHER DEVELOPMENT PROGRAMME	6,000.000	0.000	0.000	6,000.000	6,000.000	0.000	0.000	0.000
	Grand Total	39,934.862	8,841.321	5,139.870	12,078.130	17,218.000	6,995.497	6,880.093	0.000

SPECIAL EDUCATION

VISION

To provide conducive learning environment to the special children.

OBJECTIVES

- Enhancing enrollment of Special Students.
- Establishment of Special Education Institutions.
- Skilled development & rehabilitation of disabled students.
- Providing required facilities to special students such as computers, furniture & teaching aids etc.
- Welfare betterment & well-being of children with disabilities.

POLICY

- Providing educational facilities to school going children with disabilities and ensure maximum converge.
- To take necessary measures for education, training & rehabilitation of Special children in line with the National/International commitments.
- Enhancement of enrolment of special children in the Institutions / Centers of Special Education in Punjab through improved facilities.
- Impart knowledge and skills to special students to enable them to become economically independent member of the society.
- Provide healthy atmosphere to the special students in the Institutions / Centers of Special Education in Punjab by providing disabled friendly buildings.
- Introduction of inclusive education for children with disabilities.

STRATEGY

- Enhancement of enrollment through provision of :-
 - Construction of Disabled friendly Buildings of Special Education Centers in Punjab.

- Up-Gradation of Institutions / Centers of Special Education.
- Provision of stipend @ Rs.800/- per month
- Free Uniform.
- Free Text & Braille Books.
- Free Pick & Drop Facility.
- Merit Scholarship.
- Free boarding & lodging facility for Visually Impaired & Hearing Impaired students.
- Adoption of internationally accepted best practices.

STRATEGIC INTERVENTIONS

- Establishment of Special Education Centers of 04-disabilities at Tehsil / District Level in Punjab.
- Establishment of Govt. Degree College of Special Education Multan.
- Establishment / Bifurcation of Secondary School of Special Education for Hearing Impaired Girls at Gujranwala & Rawalpindi
- Up-Gradation of Govt. Institutions/Centers of Special Education, Middle to secondary & Primary to Middle Level in Punjab.
- Voucher Scheme for Inclusive Education at PEF Schools for mainstreaming special needs children.
- Punjab Inclusive Education Project.

ACHIEVEMENTS OF FINANCIAL YEAR 2015-16

- Setting up Speech Therapy unit in Govt. Training College for Teachers of Deaf Gulberg-II Lahore.
- Strengthening of Speech Therapy Unit Govt. National Special Education Centre, (H.I) at Johar Town, Lahore
- Capacity Building of Institutions / Centre of Special Education in Punjab.
- Capacity Building of District Education Officer (Spl.Edu) in Punjab.
- Capacity Building of Govt. Training College for the Teachers of Blind Lahore.

- Construction of Buildings of Govt. Special Education Centre, Kallur Kot (District Bhakkar), Mumtazabad Town (District Multan), Karor Laleson (District Layyah), MCC Bahawalpur & Slow Learners Bahawalpur.
- Establishment of Govt. Special Education Centres (04-disabilities) at Tehsil Nowshera (District Khushab), Mamou Kanjan (District Faisalabad), Jhang (District Jhang), Thokar Niaz Baig (District Lahore), Kasur (District Kasur), Baseerpur Town (District Okara) & Tibba Sultan (District Vehari).
- Establishment of Govt. Secondary School of Special Education for Hearing Impaired Girls at Mianwali (Bifurcation).
- Up-gradation of Govt. Special Education Institution / Centres at Khushab, Hafizabad, Sheikhpura, Nankana Sahib, Kasur, Okara, Jalalpur pirwala (District Multan) & Layyah from Middle to Secondary Level.
- Up-gradation of Govt. Special Education Center at Wagha Town, Ravi Town & Shalimar Town (District Lahore) from primary to middle.

NEW INITIATIVES OF 2016-17

- Establishment of Govt. Degree College of Special Education at Multan.
- Establishment of 02-Govt. Secondary Schools of Special Education for Hearing Impaired in Girls at Gujranwala & Rawalpindi (Bifurcation).
- Establishment of Govt. Special Education Centre in Punjab.
- Up-Gradation of 08-Govt. Institutions / Centres of Special Education from Middle to Secondary Level & Primary to Middle level in Punjab.
- Strengthening of Govt. Computerized Braille Printing Press.

TARGETS FOR FINANCIAL YEAR 2016-17

- Punjab Inclusive Education Project at Bahawalpur & Muzaffargarh.

- Voucher Scheme for Inclusive Education at PEF Schools for Main streaming of Special Needs Children (Pilot Project at Lahore, Multan & Rawalpindi).
- Establishment of Teachers Training Institute for Special Education in Collaboration with PAF
- Capacity Building of Institutions / Centres of Special Education in Punjab.
- Establishment of Govt. Degree College of Special Education at Multan.
- Strengthening of Govt. Computerized Braille Printing Press Lahore.
- Establishment of 02-Govt. Secondary Schools of Special Education for Hearing Impaired in Girls at Gujranwala & Rawalpindi (Bifurcation).
- Establishment of Govt. Special Education Centre at Buchiana (District Faisalabad), Khanewal (District Khanewal), Pakpattan (District Pakpattan), Sahiwal (District Sahiwal), Rajanpur (District Rajanpur), Chiniot (District Chiniot), R.Y.Khan (District R.Y.Khan), Mansar (District Attock), Farooqaabad (District Sheikhpura), Sialkot (District Sialkot) & Gujrat (District Gujrat).
- Up-Gradation of Govt. Special Education Intuitions / Centres at Samundari (District Faisalabad), Dunyapur (District Lodhran), Jahanian, Mianchannu & Kabirwala (District Khanewal), Muridkey (District Sheikhpura) from Middle to Secondary Level.
- Up-Gradation of Govt. Special Education Intuitions / Centres at Nishtar Town & Aziz Bhatti Town District Lahore from Primary to Middle Level.
- Construction of Buildings of Govt. Special Education Centre, Kallar Sayadan (District Rawalpindi), Sohawa & Pind Dadan Khan (District Jhelum), Darya Khan (District Bhakkar), Tandlianwala (District Faisalabad), Noweshera Virkan (District Gujranwala), Sara-i-alamgir (District Gujrat), Chunian (District Kasur), Karor Pacca (District Lodhran), Mailsi (District Vehari) & Seet pur Tehsil Alipur (District Muzaffargrah).

TREND OF ALLOCATIONS

(Rs. in Million)

Sr. No.	Year	Allocation
1.	2012-13	700
2.	2013-14	1140
3.	2014-15	800
4.	2015-16	784
5.	2016-17	962

MTDF 2016-19
Special Education : Summary
Development Programme 2016-17

(Million Rs.)

Sub-Sector	Local	F. Aid	Total
Ongoing Schemes			
Regular	596.629	0.000	596.629
Total	596.629	0.000	596.629
New Schemes			
Regular	365.371	0.000	365.371
Total	365.371	0.000	365.371
Total (ongoing+new)	962.000	0.000	962.000

Development Programme 2017-18

Ongoing Schemes			
Regular	656.292	0.000	656.292
Total	656.292	0.000	656.292
New Schemes			
Regular	401.908	0.000	401.908
Total	401.908	0.000	401.908
Total (ongoing+new)	1,058.200	0.000	1,058.200

Development Programme 2018-19

Ongoing Schemes			
Regular	721.921	0.000	721.921
Total	721.921	0.000	721.921
New Schemes			
Regular	442.099	0.000	442.099
Total	442.099	0.000	442.099
Total (ongoing+new)	1,164.020	0.000	1,164.020
MTDF 2016-19: Grand Total			3,184.220

SPECIAL EDUCATION: SUMMARY

(Million Rs.)

Type / Sub Sector	No. of Schemes	Provision for 2016-17				Projection for 2017-18	Projection for 2018-19
		Capital	Revenue	Foreign Aid	G. Total (Cap+Rev)		
<u>ON-GOING SCHEMES</u>							
Regular	16	250.987	345.642	0.000	596.629	624.127	0.000
Total: ON-GOING SCHEMES	16	250.987	345.642	0.000	596.629	624.127	0.000
<u>NEW SCHEMES</u>							
Regular	24	42.000	323.371	0.000	365.371	146.129	51.556
Total: NEW SCHEMES	24	42.000	323.371	0.000	365.371	146.129	51.556
Total: ADP	40	292.987	669.013	0.000	962.000	770.256	51.556
Grand Total	40	292.987	669.013	0.000	962.000	770.256	51.556

SPECIAL EDUCATION

(Million Rs.)

GS No	Scheme Information Approval Date / Location	Est. Cost	Accum. Exp June,16	Provision for 2016-17			MTDF Projections		Throw fwd Beyond June, 2019
				Cap	Rev	G. Total (Cap+Rev)	2017-18	2018-19	
1	2	3	4	5	6	7	8	9	10

ON-GOING SCHEMES

Regular

660	Construction of Building of Govt. Special Education Centre, Kallar Sayyadan, Rawalpindi 07-09-2015 Rawalpindi , Kallar Sayyadan	96.110	7.500	20.000	0.000	20.000	68.610	0.000	0.000
661	Construction of Building of Govt. Special Education Centre, Sohawa District Jhelum 04-11-2015 Jhelum , Sohawa	69.279	7.500	20.000	0.000	20.000	41.779	0.000	0.000
662	Construction of Building of Govt. Special Education Centre, P.D.Khan District Jhelum. 04-11-2015 Jhelum , P.D.Khan	89.064	7.500	20.000	0.000	20.000	61.564	0.000	0.000
663	Construction of Building of Govt. Special Education Centre, Darya Khan District Bhakkar. 12-08-2015 Bhakkar , Darya Khan	70.400	7.500	20.000	0.000	20.000	42.900	0.000	0.000
664	Construction of Building of Govt. Special Education Centre, at Tandianwala , District. Faisalabad. 20-11-2015 Faisalabad , Tandianwala	69.500	7.500	20.000	0.000	20.000	42.000	0.000	0.000
665	Construction of Building of Govt. Special Education Centre, at Tehsil Noshera Virkan , District. Gujranwala. 31-10-2015 Gujranwala , Nowshera Virkan	79.518	7.500	20.000	0.000	20.000	52.018	0.000	0.000
666	Construction of Building of Govt. Special Education Centre, Sara-i-Alamgir District Gujrat. 05-09-2015 Gujrat , Sara-i-Alamgir	73.624	7.500	20.000	0.000	20.000	46.124	0.000	0.000
667	Establishment of Teachers Training Institute for Special Education in Collaboration with PAF Approved Lahore	105.878	50.000	29.987	25.891	55.878	0.000	0.000	0.000
668	Construction of Building of Govt. Special Education Centre, Chunian District Kasur. 19-12-2015 Kasur , Chunian	92.201	7.500	20.000	0.000	20.000	64.701	0.000	0.000
669	Construction of Building of Govt. Special Education Centre, Karor Pacca District Lodhran. 13-08-2015 Lodhran , Karor Pacca	70.970	7.500	20.000	0.000	20.000	43.470	0.000	0.000
670	Construction of Building of Govt. Special Education Centre, Mailsi District Vehari. 13-08-2015 Vehari , Mailsi	49.895	7.500	20.000	0.000	20.000	22.395	0.000	0.000
671	Construction/Establishment of Building of Govt. Special Education Centre, at Seetpur Tehsil Alipur, District Muzaffargarh. 17-11-2015 Muzaffargarh , Alipur	78.366	7.500	20.000	0.000	20.000	50.866	0.000	0.000
672	Construction of Building of Govt. Special Education Centre, Saddar, Bahawalpur. 20-12-2013 Bahawalpur , Saddar	69.268	42.468	1.000	0.000	1.000	25.800	0.000	0.000
673	Capacity Building of Institutions /Centres of Special Education in Punjab. 04-09-2015 Punjab	195.410	37.275	0.000	158.135	158.135	0.000	0.000	0.000

SPECIAL EDUCATION

(Million Rs.)

GS No	Scheme Information Approval Date / Location	Est. Cost	Accum. Exp June,16	Provision for 2016-17			MTDF Projections		Throw fwd Beyond June, 2019
				Cap	Rev	G. Total (Cap+Rev)	2017-18	2018-19	
1	2	3	4	5	6	7	8	9	10
674	Voucher Scheme for Inclusive Education at PEF Schools for Main Streaming of Special Needs Children (Pilot Project at Lahore, Multan & Rawalpindi. 28-08-2015 Lahore, Multan, Rawalpindi	191.900	30.000	0.000	100.000	100.000	61.900	0.000	0.000
675	Punjab Inclusive Education Project (Pilot Phase at Bahawalpur & Muzaffargarh) 31-10-2014 Bahawalpur, Muzaffargarh , Bahawalpur & Muzaffargarh	188.235	126.619	0.000	61.616	61.616	0.000	0.000	0.000
Sub-Total: Regular		1,589.618	368.862	250.987	345.642	596.629	624.127	0.000	0.000
Total: ON-GOING SCHEMES		1,589.618	368.862	250.987	345.642	596.629	624.127	0.000	0.000

NEW SCHEMES

Regular

676	Establishment of Govt. Secondary School of Special Education for H.I Girls Rawalpindi (Bifurcation) Un-Approved Rawalpindi , Rawalpindi	24.500	0.000	0.000	18.180	18.180	6.320	0.000	0.000
677	Establishment of Govt. Special Education Centre Mansar, Tehsil Hazro, District Attock. Un-Approved Attock , Hazro	17.500	0.000	0.000	13.221	13.221	4.279	0.000	0.000
678	Establishment of Govt. Special Education Centre Buchiana, Tehsil Jaranwala, District Faisalabad. Un-Approved Faisalabad , Jaranwala	17.500	0.000	0.000	17.500	17.500	0.000	0.000	0.000
679	Up-Gradation of Govt. Special Educaiton Centre, Samundari, District Faisalabad from Middle to Secondary Level. Un-Approved Faisalabad , Samundari	16.500	0.000	0.000	16.500	16.500	0.000	0.000	0.000
680	Establishment of Govt. Secondary School of Special Education for H.I Girls Gujranwala (Bifurcation) Un-Approved Gujranwala	24.500	0.000	0.000	18.250	18.250	6.250	0.000	0.000
681	Establishment of Govt. Special Education Centre at Gujrat. Un-Approved Gujrat	17.500	0.000	0.000	13.221	13.221	4.279	0.000	0.000
682	Establishment of Govt. Special Education Centre at Sialkot. Un-Approved Sialkot	17.500	0.000	0.000	13.221	13.221	4.279	0.000	0.000
683	Up-Gradation of Govt. Special Educaiton Centre, Nishtar Town District Lahore from Primary to Middle Level Un-Approved Lahore	12.000	0.000	0.000	9.671	9.671	2.329	0.000	0.000
684	Up-Gradation of Govt. Special Educaiton Centre, Aziz Bhatti Town District Lahore from Primary to Middle Level Un-Approved Lahore	12.000	0.000	0.000	9.671	9.671	2.329	0.000	0.000
685	Strengthening of Govt. Computerized Braille Printing Press, Lahore. Un-Approved Lahore	15.000	0.000	0.000	15.000	15.000	0.000	0.000	0.000
686	Establishment of Govt. Special Education Centre at Farooqabad District Sheikhpura. Un-Approved Sheikhpura , Farooqabad	17.500	0.000	0.000	13.221	13.221	4.279	0.000	0.000

SPECIAL EDUCATION

(Million Rs.)

GS No	Scheme Information Approval Date / Location	Est. Cost	Accum. Exp June,16	Provision for 2016-17			MTDF Projections		Throw fwd Beyond June, 2019
				Cap	Rev	G. Total (Cap+Rev)	2017-18	2018-19	
1	2	3	4	5	6	7	8	9	10
687	Up-Gradation of Govt. Special Educaiton Centre, Muridkey District Sheikhpura from Middle to Secondary Level Un-Approved Sheikhpura , Muridkey	16.500	0.000	0.000	12.322	12.322	4.178	0.000	0.000
688	Establishment of Govt. Special Education Centre at Sahiwal. Un-Approved Sahiwal	17.500	0.000	0.000	13.221	13.221	4.279	0.000	0.000
689	Establishment of Govt. Special Education Centre at Pakpattan. Un-Approved Pakpattan	17.500	0.000	0.000	13.221	13.221	4.279	0.000	0.000
690	Establishment of Govt. Degree College of Special Education, Multan Un-Approved Multan	30.000	0.000	0.000	20.500	20.500	9.500	0.000	0.000
691	Strengthening of Govt. Shadab Institute of Special Education Centre & Govt. School for Physically disabled children, Multan Un-Approved Multan	153.556	0.000	42.000	0.000	42.000	60.000	51.556	0.000
692	Up-Gradation of Govt. Special Educaiton Centre, Dunyapur, District Lodhran from Middle to Secondary Level Un-Approved Lodhran , Dunyapur	16.500	0.000	0.000	12.322	12.322	4.178	0.000	0.000
693	Establishment of Govt. Special Education Centre at Khenewal. Un-Approved Khanewal , Khenewal	17.500	0.000	0.000	17.500	17.500	0.000	0.000	0.000
694	Up-Gradation of Govt. Special Educaiton Centre, Jahanian, District Khanewal from Middle to Secondary Level Un-Approved Khanewal , Jahanian	16.500	0.000	0.000	12.322	12.322	4.178	0.000	0.000
695	Up-Gradation of Govt. Special Educaiton Centre, Mianchanno District Khanewal from Middle to Secondary Level Un-Approved Khanewal , Mianchanno	16.500	0.000	0.000	12.322	12.322	4.178	0.000	0.000
696	Up-Gradation of Govt. Special Educaiton Centre, Kabirwala District Khanewal from Middle to Secondary Level Un-Approved Khanewal , Kabirwala	16.500	0.000	0.000	12.322	12.322	4.178	0.000	0.000
697	Establishment of Govt. Special Education Centre at Rajanpur. Un-Approved Rajanpur	17.500	0.000	0.000	13.221	13.221	4.279	0.000	0.000
698	Establishment of Govt. Special Education Centre at Khanpur District R.Y.Khan Un-Approved Rahim Yar Khan , Khanpur	17.500	0.000	0.000	13.221	13.221	4.279	0.000	0.000
699	Establishment of Govt. Special Education Centre at Chiniot. Un-Approved Chiniot	17.500	0.000	0.000	13.221	13.221	4.279	0.000	0.000
Sub-Total: Regular		563.056	0.000	42.000	323.371	365.371	146.129	51.556	0.000
Total: NEW SCHEMES		563.056	0.000	42.000	323.371	365.371	146.129	51.556	0.000
Total: ADP		2,152.674	368.862	292.987	669.013	962.000	770.256	51.556	0.000
Grand Total		2,152.674	368.862	292.987	669.013	962.000	770.256	51.556	0.000

LITERACY & NON FORMAL BASIC EDUCATION

Vision

“Literate, learning and prosperous Punjab”

Mission

Provide non-formal education to:

- Out-of-school children; primary level education from class 0 – V levels.
- Illiterate adolescents and illiterate adults; basic cognitive cum psychomotor skills relating to basic literacy & life-skills.

Legal Premise

- Articles 2, 25 A & 37 B of Constitution of Pakistan.
- Sustainable Development Goal No. 04 of United Nations.

Challenge:

- Literacy Rate (10 years +): 61%.
- Out-of-school children: 3.1 million.
- Adolescent & Adult Illiterates: 28 million.

Strategy:

- Establishment and operationalisation of NFEI (Non Formal Education Institutions):
 - NFBES (Non Formal Basic Education Schools): Provision of primary level Class 0 – V education to out-of-school children.
 - NFEFS (Non Formal Education Feeder Schools): Provide class 0 – III level primary education to out-of-school children.
 - NFEAC (Non Formal Education Adolescent Centres): Provide basic literacy skills (reading, writing & arithmetic) and Life-Skills to illiterate adolescents.
 - ALC (Adult Literacy Centres): Provide basic literacy skills (reading, writing & arithmetic) and Life-Skills to illiterate adults.
- Establish a centre for research, development & execution concerning curricula, textbooks and assessment materials in close collaboration with and in full operational cover of Punjab Curriculum & Textbook Board, Punjab Examination Commission and Punjab Information Technology Board.

- Establish a centre for research, development & execution concerning training of non-formal teachers in close collaboration with and in full operational cover of Directorate of Staff Development School Education Department.
- Establish a centre for research, development & execution concerning IT based real time monitoring of NFEI & field based project staff in close collaboration with and in full operational cover of Punjab Information Technology Board.
- Establish a centre for research, development & execution concerning assessment of non-formal learners staff in close collaboration with and in full operational cover of Punjab Information Technology Board and Punjab Examination Commission.
- Cause independent cum accredited 3rd party evaluation of interventions of L&NFBED.
- Provide a viable source of 'catchment of dropouts' from Formal Education System.
- Mainstream' non-formal learners into Formal Education System at class I – VI levels.
- Establish & operationalise a robust community mobilisation system in rural areas and urban slums to motivate populace therein towards education at primary, adolescent & adult levels.
- Provide knowhow of 'Life-Skills' to rural populace & urban slum dwellers to make them better cum more productive citizens of Punjab & Pakistan.
- Provide a synergy to School Education Department Enrolment Drive.
- Encourage public private partnership in non-formal education.

Interventions / Projects:-

- Punjab Non Formal Education Project
- Taleem Sab Kay Liay Project
- NFE Human Resource Development Institute Project
- NFE Monitoring & Evaluation Unit Project
- NFE Curriculum & Material Development Unit Project
- NFE Assessment & Examination Cell Project

Targets:-

- Establishment of 13, 000 NFBES & NFEFS.
- Provide primary level education to 400,000 out-of-school children.
- Establishment of 180 NFEAC.

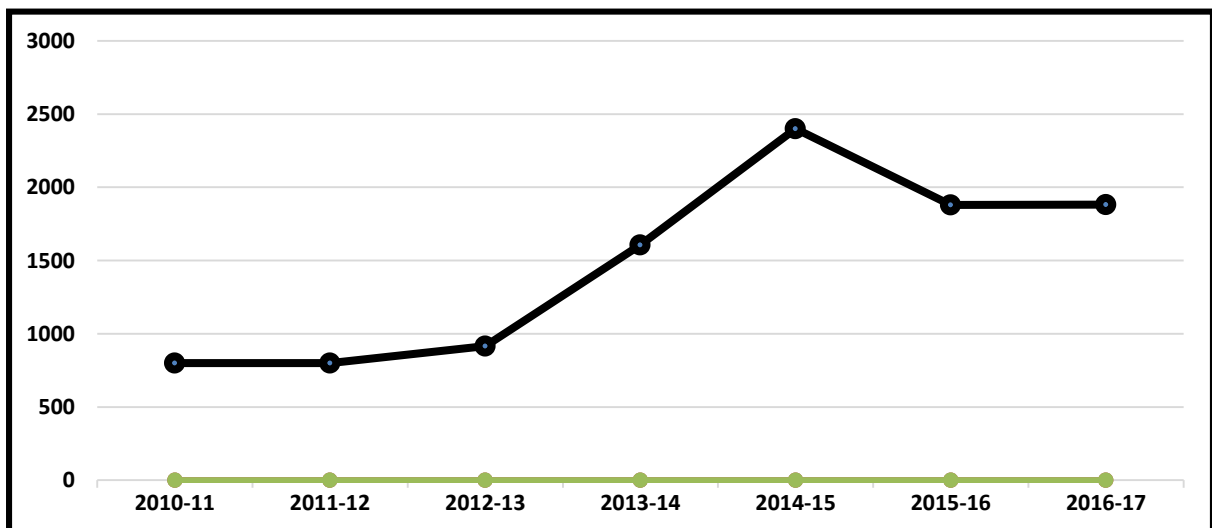
- Provide basic literacy to 4,500 illiterate adolescents.
- Establishment of 6,687 ALC.
- Provide basic literacy to 6,50,000 illiterate adults.

Achievements:

- Establishment of 11,430 NFBES & NFEFS.
- Provision of primary level education to 382,000 out-of-school children.
- Establishment of 110 NFEAC.
- Provision of basic literacy to 2,200 illiterate adolescents.
- Establishment of 4,700 ALC.
- Provision of basic literacy to 93,000 illiterate adults.
- Establishment of state-of-art IT based real time equipped monitoring system.
- Establishment of state-of-art IT based real time equipped assessment system.
- Establishment of research based academic systems.

Allocation Trends:

Sr. No.	Years	Allocation (Rs. In Million)
1	2010-11	800
2	2011-12	800
3	2012-13	915
4	2013-14	1,605
5	2014-15	2,400
6	2015-16	1,880
7	2016-17	1,883



MTDF 2016-19
Literacy : Summary
Development Programme 2016-17

(Million Rs.)

Sub-Sector	Local	F. Aid	Total
Ongoing Schemes			
Regular	1,837.430	0.000	1,837.430
Total	1,837.430	0.000	1,837.430
New Schemes			
Regular	45.570	0.000	45.570
Total	45.570	0.000	45.570
Total (ongoing+new)	1,883.000	0.000	1,883.000

Development Program 2017-18

Ongoing Schemes			
Regular	2,021.173	0.000	2,021.173
Total	2,021.173	0.000	2,021.173
New Schemes			
Regular	50.127	0.000	50.127
Total	50.127	0.000	50.127
Total (ongoing+new)	2,071.300	0.000	2,071.300

Development Program 2018-19

Ongoing Schemes			
Regular	2,223.290	0.000	2,223.290
Total	2,223.290	0.000	2,223.290
New Schemes			
Regular	55.140	0.000	55.140
Total	55.140	0.000	55.140
Total (ongoing+new)	2,278.430	0.000	2,278.430
MTDF 2016-19 : Grand Total			6,232.730

LITERACY: SUMMARY

(Million Rs.)

Type / Sub Sector	No. of Schemes	Provision for 2016-17				Projection for 2017-18	Projection for 2018-19
		Capital	Revenue	Foreign Aid	G. Total (Cap+Rev)		
<u>ON-GOING SCHEMES</u>							
Regular	6	0.000	1,837.430	0.000	1,837.430	0.000	0.000
Total: ON-GOING SCHEMES	6	0.000	1,837.430	0.000	1,837.430	0.000	0.000
<u>NEW SCHEMES</u>							
Regular	1	0.000	45.570	0.000	45.570	0.000	0.000
Total: NEW SCHEMES	1	0.000	45.570	0.000	45.570	0.000	0.000
Total: ADP	7	0.000	1,883.000	0.000	1,883.000	0.000	0.000
Grand Total	7	0.000	1,883.000	0.000	1,883.000	0.000	0.000

LITERACY

(Million Rs.)

GS No	Scheme Information Approval Date / Location	Est. Cost	Accum. Exp June,16	Provision for 2016-17			MTDF Projections		Throw fwd Beyond June, 2019
				Cap	Rev	G. Total (Cap+Rev)	2017-18	2018-19	
1	2	3	4	5	6	7	8	9	10

ON-GOING SCHEMES

Regular

700	Punjab Non Formal Education Project Approved Punjab	5,588.983	3,188.253	0.000	1,400.000	1,400.000	0.000	0.000	0.000
701	Taleem Sab Kay Liay Approved Punjab	346.815	128.848	0.000	217.967	217.967	0.000	0.000	0.000
702	Non-Formal Education Human Resource Development Institute Approved Punjab	108.803	67.212	0.000	41.591	41.591	0.000	0.000	0.000
703	Non Formal Education Monitoring and Evaluation Unit Approved Punjab	108.547	38.405	0.000	70.142	70.142	0.000	0.000	0.000
704	Non Formal Education Curriculum and material development Unit Approved Punjab	36.459	10.291	0.000	26.168	26.168	0.000	0.000	0.000
705	Non Formal Education Assessment and Examination Cell Approved Punjab	115.250	33.688	0.000	81.562	81.562	0.000	0.000	0.000
Sub-Total: Regular		6,304.857	3,466.697	0.000	1,837.430	1,837.430	0.000	0.000	0.000
Total: ON-GOING SCHEMES		6,304.857	3,466.697	0.000	1,837.430	1,837.430	0.000	0.000	0.000

NEW SCHEMES

Regular

706	Third Party Evaluation of Literacy Interventions Un-Approved Punjab	45.570	0.000	0.000	45.570	45.570	0.000	0.000	0.000
Sub-Total: Regular		45.570	0.000	0.000	45.570	45.570	0.000	0.000	0.000
Total: NEW SCHEMES		45.570	0.000	0.000	45.570	45.570	0.000	0.000	0.000
Total: ADP		6,350.427	3,466.697	0.000	1,883.000	1,883.000	0.000	0.000	0.000
Grand Total		6,350.427	3,466.697	0.000	1,883.000	1,883.000	0.000	0.000	0.000

SPORTS

VISION

To provide Sports Infrastructure of International Standards at all Tehsils, Districts, Divisions & Provincial Level and serve the nation through Sports & Healthy activities and to train talented players & youth.

OBJECTIVES

- To promote culture of sports healthy activities and develop state of the Art facilities and infrastructure of sports in the Province.
- To lay down and formulate policies for promotion of sports in the Province.
- To achieve International Standards in Public Service Delivery and set up new standards for world to follow.
- To establish Sports Academies in all Districts and engage Sports veterans at District/Tehsil level to impart training to the talented youth.
- To create Sports Endowment Fund for provision of scholarships/ stipends to the talented players, Sports Veterans, Coaches and for foreign Training of players.
- To establish and provide new sports facilities through Public Private Partnership.

STRATEGIC INTERVENTIONS

- Development of Playgrounds / Playfields in the Punjab.
- Provision of e-Library in each District of Punjab.
- Establishment of Sports Complex at Divisional Headquarter of Punjab.
- Provision of Missing Facilities in existing Gymnasiums all over Punjab.
- Outsourcing of management of Sports facilities in Punjab.
- Operationalization of completed playfields and other Sports facilities in Punjab.

TARGETS IN FY 2016-17

- Completion of 7 schemes of establishment of E-Libraries in remote areas of districts of Punjab (Bahawalpur, Bhakkar, Dera Ghazi Khan, Multan, Sahiwal, Muzaffargarh, Rahim Yar Khan).
- Completion of 26 playfields in Lahore.
- Completion of 42 schemes of missing facilities in Gymnasiums in various districts of Punjab.

- Completion and expeditious implementation of 74 on-going schemes of Gymnasium, Sports Complex, Stadium etc.

NEW INITIATIVES FOR FY 2016-17

- Establishment of Sports Complex at Sargodha. **(PPP Mode)**
- Establishment of Sports Complex, Faisalabad. **(PPP Mode)**
- Construction of Multipurpose parking plaza with international level hostel for players, five-star hotel and museum in Nishtar Park Sports Complex, Lahore. **(PPP Mode)**
- Establishment of Sports Complex in Multan. **(PPP Mode)**
- Up-Gradation of Sports Complex at Sahiwal. **(PPP Mode)**
- Development of new Playfields and E-libraries in Punjab
- Establishment of Endowment Fund for Sports in Punjab

TREND OF ALLOCATIONS

Rs. In Million

Sr. No.	Year	Allocation
1	2012-13	1,800
2	2013-14	1,975
3	2014-15	1,960
4	2015-16	2,500
5	2016-17	5,000

MTDF 2016-19
Sports : Summary
Development Programme 2016-17

(Million Rs.)

Sub-Sector	Capital	Revenue	Total	F. Aid	Total
Ongoing Schemes					
Regular	1798.006	1101.994	2900.000	0.000	2900.000
Total	1,798.006	1,101.994	2,900.000	0.000	2,900.000
New Schemes					
Regular	1420.000	380.000	1800.000	0.000	1800.000
ODP	0.000	300.000	300.000	0.000	300.000
Total	1,420.000	680.000	2,100.000	0.000	2,100.000
Total (ongoing+new+ODP)	3,218.006	1,781.994	5,000.000	0.000	5,000.000

Development Programme 2017-18

Ongoing Schemes					
Regular	1000.000	1200.000	2200.000	0.000	2200.000
Total	1,000.000	1,200.000	2,200.000	0.000	2,200.000
New Schemes					
Regular	2300.000	1000.000	3300.000	0.000	3300.000
Total	2,300.000	1,000.000	3,300.000	0.000	3,300.000
Total (ongoing+new)	3,300.000	2,200.000	5,500.000	0.000	5,500.000

Development Programme 2018-19

Ongoing Schemes					
Regular	3000.000	1000.000	4000.000	0.000	4000.000
Total	3,000.000	1,000.000	4,000.000	0.000	4,000.000
New Schemes					
Regular	1500.000	600.000	2100.000	0.000	2100.000
Total	1,500.000	600.000	2,100.000	0.000	2,100.000
Total (ongoing+new)	4,500.000	1,600.000	6,100.000	0.000	6,100.000

MTDF 2016-19: Grand Total 16,600.000

SPORTS: SUMMARY

(Million Rs.)

Type / Sub Sector	No. of Schemes	Provision for 2016-17				Projection for 2017-18	Projection for 2018-19
		Capital	Revenue	Foreign Aid	G. Total (Cap+Rev)		
<u>ON-GOING SCHEMES</u>							
Development of Playfields / Cricket Grounds	26	412.550	58.953	0.000	471.503	0.000	0.000
Establishment of E-Libraries	23	270.137	385.141	0.000	655.278	721.769	590.539
Gymnasiums	13	233.644	217.123	0.000	450.767	398.532	310.975
Missing Facilities in Gymnasiums	42	78.735	247.926	0.000	326.661	0.000	0.000
Establishment of Sports Complex	16	271.504	60.651	0.000	332.155	306.994	174.283
Establishment of Stadiums	21	316.652	42.000	0.000	358.652	370.965	279.588
Regular	8	214.784	90.200	0.000	304.984	63.020	51.561
Total: ON-GOING SCHEMES	149	1,798.006	1,101.994	0.000	2,900.000	1,861.280	1,406.945
<u>NEW SCHEMES</u>							
Regular	25	1,420.000	380.000	0.000	1,800.000	308.000	0.000
Total: NEW SCHEMES	25	1,420.000	380.000	0.000	1,800.000	308.000	0.000
Total: ADP	174	3,218.006	1,481.994	0.000	4,700.000	2,169.280	1,406.945
<u>OTHER DEVELOPMENT PROGRAMME</u>							
ODP	1	0.000	300.000	0.000	300.000	0.000	0.000
Total: OTHER DEVELOPMENT PROGRAMME	1	0.000	300.000	0.000	300.000	0.000	0.000
Grand Total	175	3,218.006	1,781.994	0.000	5,000.000	2,169.280	1,406.945

SPORTS

(Million Rs.)

GS No	Scheme Information Approval Date / Location	Est. Cost	Accum. Exp June,16	Provision for 2016-17			MTDF Projections		Throw fwd Beyond June, 2019
				Cap	Rev	G. Total (Cap+Rev)	2017-18	2018-19	
1	2	3	4	5	6	7	8	9	10

ON-GOING SCHEMES

Development of Playfields / Cricket Grounds

707	Development of Cricket Ground at Rakh Shadara Forest (Karol Ghatti), Lahore. 05-11-2015 Lahore	91.173	63.311	26.118	1.744	27.862	0.000	0.000	0.000
708	Development of Cricket Ground at Mauza Rakh Shadra near Niazi Chowk (Gaow Shala), Lahore. 05-11-2015 Lahore	30.299	0.000	30.299	0.000	30.299	0.000	0.000	0.000
709	Development of Cricket Ground Saggian Toll Plaza, Lahore. 05-11-2015 Lahore	69.494	45.168	9.582	14.744	24.326	0.000	0.000	0.000
710	Development of Ground Kohrian, Lahore. 05-11-2015 Lahore	26.118	19.978	6.140	0.000	6.140	0.000	0.000	0.000
711	Development of Ground Manzoor Colony Tajbagh, Lahore. 05-11-2015 Lahore	38.605	28.760	9.845	0.000	9.845	0.000	0.000	0.000
712	Development of Ground Mauza Bangali, Lahore. 05-11-2015 Lahore	16.279	10.129	6.150	0.000	6.150	0.000	0.000	0.000
713	Development of Playfield at Badoki, near Graveyard Mauza Badoki, Lahore. 05-11-2015 Lahore	25.277	19.462	5.815	0.000	5.815	0.000	0.000	0.000
714	Development of Playfield at Development of Rora Ground, Lahore. 05-11-2015 Lahore	30.906	22.902	8.004	0.000	8.004	0.000	0.000	0.000
715	Development of Playfield at Johri Park Sanatnagar, Lahore. 05-11-2015 Lahore	10.065	0.000	10.065	0.000	10.065	0.000	0.000	0.000
716	Development of Tajpura / Harbanspura Road opp Pepsi Road, Lahore. 05-11-2015 Lahore	120.922	56.288	62.890	1.744	64.634	0.000	0.000	0.000
717	Development of Baba Cricket Ground near Civil Secretariat, Lahore. 05-11-2015 Lahore	40.534	26.921	1.869	11.744	13.613	0.000	0.000	0.000
718	Development of Cricket Ground at Mauza Rakh Shadra near Niazi Chowk (Gaow Shala), Lahore. 05-11-2015 Lahore	113.184	37.148	74.292	1.744	76.036	0.000	0.000	0.000
719	Development of Cricket Ground at Pandoki Raiwind Road, Lahore. 05-11-2015 Lahore	89.148	48.154	29.250	11.744	40.994	0.000	0.000	0.000
720	Development of Cricket Ground for Blind at Rakh Jhedo, Nishter Town. 05-11-2015 Lahore	101.012	30.808	63.460	6.744	70.204	0.000	0.000	0.000
721	Development of Cricket Tape Ball Ground Ghawind, Lahore. 05-11-2015 Lahore	27.664	20.905	6.759	0.000	6.759	0.000	0.000	0.000

SPORTS

(Million Rs.)

GS No	Scheme Information Approval Date / Location	Est. Cost	Accum. Exp June,16	Provision for 2016-17			MTDF Projections		Throw fwd Beyond June, 2019
				Cap	Rev	G. Total (Cap+Rev)	2017-18	2018-19	
1	2	3	4	5	6	7	8	9	10
722	Development of Ground Asal Suleman near Chadu, Lahore. 05-11-2015 Lahore	17.304	12.562	4.742	0.000	4.742	0.000	0.000	0.000
723	Development of Ground at Sraich Model Town, Lahore. 05-11-2015 Lahore	63.404	46.267	8.392	8.745	17.137	0.000	0.000	0.000
724	Development of Ground Nehro Park Lahore. 05-11-2015 Lahore	20.590	6.505	14.085	0.000	14.085	0.000	0.000	0.000
725	Development of Park near Jamia Masjid Chishtian Jamiya Islampura, Lahore. 05-11-2015 Lahore	14.911	12.933	1.978	0.000	1.978	0.000	0.000	0.000
726	Development of Playfield at Gowala Colony Main Chowk Mauza Rakh Chandrai, Lahore. 05-11-2015 Lahore	27.413	20.701	6.712	0.000	6.712	0.000	0.000	0.000
727	Development of Playfield at Park Rewaz Garden, Green Park, Lahore. 05-11-2015 Lahore	9.560	4.560	5.000	0.000	5.000	0.000	0.000	0.000
728	Development of Playfield at People Park (Rajgarh) near Usman Road, Omer Road and Main Bazar Islampura, Lahore. 05-11-2015 Lahore	6.763	0.000	6.763	0.000	6.763	0.000	0.000	0.000
729	Development of Playfields at Rewaz Garden Market Park, Lahore. 05-11-2015 Lahore	2.685	1.355	1.331	0.000	1.331	0.000	0.000	0.000
730	Development of Playfields at Kaardar Park Rewaz Garden, Lahore. 05-11-2015 Lahore	11.051	6.413	4.638	0.000	4.638	0.000	0.000	0.000
731	Development of Sports Facilities at Village Ground No.1 Halloki, Lahore. 05-11-2015 Lahore	11.994	8.517	3.477	0.000	3.477	0.000	0.000	0.000
732	Development of Sports Facility at Village Padhana, Lahore. 05-11-2015 Lahore	21.802	16.908	4.894	0.000	4.894	0.000	0.000	0.000
Sub-Total: Development of Playfields / Cricket Grounds		1,038.157	566.655	412.550	58.953	471.503	0.000	0.000	0.000
Establishment of E-Libraries									
733	Establishment of e-Libraries in Various Parks of Punjab one at Rawalpindi. 15-10-2015 Rawalpindi	96.730	10.500	12.000	0.000	12.000	40.827	33.404	0.000
734	Establishment of e-Libraries in Various Parks of Punjab one at Attock. 15-10-2015 Attock	97.547	8.000	12.000	0.000	12.000	42.651	34.896	0.000
735	Establishment of e-Libraries in Various Parks of Punjab one at Sargodha. 21-10-2015 Sargodha	97.756	6.000	12.000	0.000	12.000	43.866	35.890	0.000
736	Establishment of e-Libraries in various parks of Punjab one at Mianwali. 21-10-2015 Mianwali	92.441	5.500	12.000	0.000	12.000	41.218	33.723	0.000

SPORTS

(Million Rs.)

GS No	Scheme Information Approval Date / Location	Est. Cost	Accum. Exp June,16	Provision for 2016-17			MTDF Projections		Throw fwd Beyond June, 2019
				Cap	Rev	G. Total (Cap+Rev)	2017-18	2018-19	
1	2	3	4	5	6	7	8	9	10
737	Establishment of e-Libraries in Various Parks of Punjab one at Bhakkar. 21-10-2015 Bhakkar	95.445	6.000	16.000	73.445	89.445	0.000	0.000	0.000
738	Establishment of e-Libraries in various parks of Punjab one at Faisalabad. 15-10-2015 Faisalabad	88.556	12.500	12.000	0.000	12.000	35.231	28.825	0.000
739	Establishment of e-Libraries in Various Parks of Punjab one at Toba Tek Singh. 27-03-15 Toba Tek Singh	69.933	12.500	12.000	0.000	12.000	24.988	20.445	0.000
740	Establishment of e-Libraries in various parks of Punjab one at Gujranwala. 15-10-2015 Gujranwala	98.915	5.500	12.000	0.000	12.000	44.778	36.637	0.000
741	Establishment of e-Libraries in Various Parks of Punjab, one at Gujrat. 21-10-2015 Gujrat	99.448	8.500	12.000	0.000	12.000	43.421	35.527	0.000
742	Establishment of e-Libraries in Various Parks of Punjab one at Sialkot. 27-03-15 Sialkot	69.038	3.000	12.000	0.000	12.000	29.721	24.317	0.000
743	Establishment of e-Libraries in various parks of Punjab one at Narowal. 09-10-2015 Narowal	93.281	5.500	12.000	0.000	12.000	41.218	33.723	0.000
744	Establishment of E-Libraries in Various Parks of Punjab, Hub of e-libraries at Nishtar park Sports Complex, Lahore. 27-03-15 Lahore	199.980	1.000	12.000	0.000	12.000	102.839	84.141	0.000
745	Establishment of e-Libraries in Various Parks of Punjab one at Nishtar Park Sports Complex, Lahore. 29-12-2015 Lahore	196.779	3.500	12.000	0.000	12.000	99.703	81.576	0.000
746	Establishment of e-Libraries in various parks of Punjab one at Sheikhpura. 09-10-2015 Sheikhpura	95.846	5.500	12.000	0.000	12.000	43.090	35.256	0.000
747	Establishment of e-Libraries in various parks of Punjab one at Okara. 15-10-2015 Okara	98.880	5.500	12.000	0.000	12.000	44.759	36.621	0.000
748	Establishment of e-Libraries in Various Parks of Punjab, one at Sahiwal. 27-03-15 Sahiwal	66.848	18.500	6.348	42.000	48.348	0.000	0.000	0.000
749	Establishment of e-Libraries in Various Parks of Punjab one at Multan. 27-03-15 Multan	63.988	10.000	12.000	41.988	53.988	0.000	0.000	0.000
750	Establishment of e-Libraries in various parks of Punjab one at Vehari. 09-10-2015 Vehari	92.362	5.500	12.000	0.000	12.000	41.174	33.688	0.000
751	Establishment of e-Libraries in Various Parks of Punjab one at Dera Ghazi Khan. 27-03-15 Dera Ghazi Khan	61.039	8.500	11.539	41.000	52.539	0.000	0.000	0.000
752	Establishment of e-Libraries in various parks of Punjab one at Muzaffargarh. 15-10-2015 Muzaffargarh	91.750	10.500	12.250	69.000	81.250	0.000	0.000	0.000

SPORTS

(Million Rs.)

GS No	Scheme Information Approval Date / Location	Est. Cost	Accum. Exp June,16	Provision for 2016-17			MTDF Projections		Throw fwd Beyond June, 2019
				Cap	Rev	G. Total (Cap+Rev)	2017-18	2018-19	
1	2	3	4	5	6	7	8	9	10
753	Establishment of e-Libraries in Various Parks of Punjab one at Bahawalpur. 27-03-15 Bahawalpur	64.440	5.500	14.000	44.940	58.940	0.000	0.000	0.000
754	Establishment of e-Libraries in various parks of Punjab one at Rahim Yar Khan. 15-10-2015 Rahim Yar Khan	92.768	3.000	18.000	71.768	89.768	0.000	0.000	0.000
755	Master Planning, Architectural and Structural Design, Infrastructure of Establishment of E-Libraries in various playgrounds and parks of Punjab. 28-11-14 Punjab	15.063	9.908	0.000	1.000	1.000	2.285	1.870	0.000
Sub-Total: Establishment of E-Libraries		2,138.833	170.408	270.137	385.141	655.278	721.769	590.539	0.000
Gymnasiums									
756	Construction of gymnasium at Sports Stadium Sargodha. 30-12-2013 Sargodha	60.978	51.013	9.965	0.000	9.965	0.000	0.000	0.000
757	Construction of Prototype Gymnasium at Chak Jhumra, Faisalabad. 27-03-15 Faisalabad	169.607	43.000	30.000	20.000	50.000	42.134	34.473	0.000
758	Construction of Prototype Gymnasium at Jaranwala, District Faisalabad. 6-3-2015 Faisalabad	151.540	30.175	25.000	25.000	50.000	39.251	32.114	0.000
759	Construction of Prototype Gymnasium at Tehsil Level in 07 Tehsils of Punjab one at Shorkot, Jhang. 06-03-15 Jhang	154.487	21.000	30.000	20.000	50.000	45.918	37.569	0.000
760	Construction of International level multipurpose indoor Gymnasium at Nishtar Park Sports Complex, Lahore. 19-06-14 Lahore	178.154	124.352	5.000	48.802	53.802	0.000	0.000	0.000
761	Construction / Completion of Boxing Gymnasium at Nishtar Park Sports Complex, Lahore, (PPP Mode). Approved Lahore	200.000	21.615	0.000	10.000	10.000	92.612	75.773	0.000
762	Construction of gymnasium at Sheikhpura (Near TB Clinic Sargodha Road), Sheikhpura. 18-12-14 Sheikhpura	85.460	80.808	4.652	0.000	4.652	0.000	0.000	0.000
763	Construction of Gymnasium at Kasur. 20-03-15 Kasur	79.570	36.249	25.000	18.321	43.321	0.000	0.000	0.000
764	Construction of Gymnasium / Complex at Basirpur, District Okara. 17-04-15 Okara	135.240	3.500	20.000	10.000	30.000	55.957	45.783	0.000
765	Construction of Prototype Gymnasium at Tehsil Level in 07 Tehsils of Punjab one at Mian chanu, Khanewal. 28-11-14 Khanewal	109.768	43.765	32.554	15.000	47.554	18.451	0.000	0.000
766	Construction of Prototype Gymnasium at Tehsil Level in 07 Tehsils of Punjab one at Hasilpur, District Bahawalpur. 07-01-15 Bahawalpur	148.265	4.000	25.000	25.000	50.000	51.846	42.419	0.000

SPORTS

(Million Rs.)

GS No	Scheme Information Approval Date / Location	Est. Cost	Accum. Exp June,16	Provision for 2016-17			MTDF Projections		Throw fwd Beyond June, 2019
				Cap	Rev	G. Total (Cap+Rev)	2017-18	2018-19	
1	2	3	4	5	6	7	8	9	10
767	Construction of Prototype Gymnasium at Tehsil Level in 07 Tehsils of Punjab one at Haroonabad, Bahawalpur. 6-3-2015 Bahawalnagar	151.444	6.238	25.000	25.000	50.000	52.363	42.843	0.000
768	Construction of Prototype Gymnasium at tehsil level in 07 tehsils of Punjab, One at Rahim Yar Khan. 18-12-14 Rahim Yar Khan	73.067	71.594	1.473	0.000	1.473	0.000	0.000	0.000
Sub-Total: Gymnasiums		1,697.580	537.309	233.644	217.123	450.767	398.532	310.975	0.000

Missing Facilities in Gymnasiums

769	Provision of missing facilities in gymnasium at Rawalpindi. 02-02-15 Rawalpindi	48.240	43.134	2.106	3.000	5.106	0.000	0.000	0.000
770	Provision of missing facilities in gymnasium at Attock. 02-02-15 Attock	38.220	30.438	2.438	5.344	7.782	0.000	0.000	0.000
771	Provision of missing facilities in gymnasium at Chakwal. 02-02-15 Chakwal	41.063	35.147	1.916	4.000	5.916	0.000	0.000	0.000
772	Provision of missing facilities in gymnasium at Jhelum. 02-02-15 Jhelum	37.504	30.749	2.000	4.755	6.755	0.000	0.000	0.000
773	Provision of missing facilities in gymnasium at Sargodha. 02-02-15 Sargodha	46.491	39.439	2.000	5.052	7.052	0.000	0.000	0.000
774	Provision of missing facilities in gymnasium at Mianwali. 02-02-15 Mianwali	38.212	30.430	2.430	5.352	7.782	0.000	0.000	0.000
775	Provision of missing facilities in gymnasium at Bhakkar. 02-02-15 Bhakkar	38.212	32.212	2.000	4.000	6.000	0.000	0.000	0.000
776	Provision of missing facilities in gymnasium at Darya Khan, District Bhakkar. 02-02-15 Bhakkar	24.935	19.490	1.490	3.955	5.445	0.000	0.000	0.000
777	Provision of missing facilities in gymnasium at Kallur Kot, District Bhakkar. 02-02-15 Bhakkar	21.591	16.226	1.226	4.139	5.365	0.000	0.000	0.000
778	Provision of missing facilities in gymnasium at Samunday, District Faisalabad. 02-02-15 Faisalabad	21.628	16.262	1.262	4.104	5.366	0.000	0.000	0.000
779	Provision of missing facilities in gymnasium at Tandlianwala, District Faisalabad. 02-02-15 Faisalabad	22.889	17.493	2.000	3.396	5.396	0.000	0.000	0.000
780	Provision of missing facilities in gymnasium at Jhang. 02-02-15 Jhang	44.307	39.089	2.089	3.129	5.218	0.000	0.000	0.000
781	Provision of missing facilities in gymnasium at Toba Tek Singh. 02-02-15 Toba Tek Singh	42.989	35.089	2.089	5.811	7.900	0.000	0.000	0.000

SPORTS

(Million Rs.)

GS No	Scheme Information Approval Date / Location	Est. Cost	Accum. Exp June,16	Provision for 2016-17			MTDF Projections		Throw fwd Beyond June, 2019
				Cap	Rev	G. Total (Cap+Rev)	2017-18	2018-19	
1	2	3	4	5	6	7	8	9	10
782	Provision of missing facilities in gymnasium at Gujranwala. 02-02-15 Gujranwala	46.890	38.792	2.792	5.306	8.098	0.000	0.000	0.000
783	Provision of missing facilities in gymnasium at Hafizabad. 02-02-15 Hafizabad	37.631	30.849	1.849	4.933	6.782	0.000	0.000	0.000
784	Provision of missing facilities in gymnasium at Gujrat. 02-02-15 Gujrat	37.013	31.231	1.231	4.551	5.782	0.000	0.000	0.000
785	Provision of missing facilities in gymnasium at Mandi Bahau Din. 02-02-15 Mandi Bahauddin	37.657	30.231	1.231	6.195	7.426	0.000	0.000	0.000
786	Provision of missing facilities in gymnasium at Sialkot. 02-02-15 Sialkot	38.249	32.467	1.467	4.315	5.782	0.000	0.000	0.000
787	Provision of missing facilities in gymnasium at Narowal. 02-02-15 Narowal	39.770	34.048	1.000	4.722	5.722	0.000	0.000	0.000
788	Provision of missing facilities in gymnasium at Sheikhpura. 02-02-15 Sheikhpura	38.222	32.440	1.440	4.342	5.782	0.000	0.000	0.000
789	Provision of missing facilities in gymnasium at Nankana Sahib. 02-02-15 Nankana Sahib	38.222	32.440	1.440	4.342	5.782	0.000	0.000	0.000
790	Provision of missing facilities in gymnasium at Kasur. 02-02-15 Kasur	29.884	21.440	2.444	6.000	8.444	0.000	0.000	0.000
791	Provision of missing facilities in gymnasium at Okara. 02-02-15 Okara	38.222	32.464	1.464	4.294	5.758	0.000	0.000	0.000
792	Provision of missing facilities in gymnasium at Sahiwal. 18-12-14 Sahiwal	46.525	39.525	2.000	5.000	7.000	0.000	0.000	0.000
793	Provision of missing facilities in gymnasium at Pakpattan. 02-02-15 Pakpattan	40.085	9.259	4.259	26.567	30.826	0.000	0.000	0.000
794	Provision of Missing Facilities in Gymnasium at Multan. 02-02-15 Multan	46.531	42.778	2.000	1.753	3.753	0.000	0.000	0.000
795	Provision of Missing Facilities in Gymnasium at Lodhran. 02-02-15 Lodhran	37.242	35.000	1.000	1.242	2.242	0.000	0.000	0.000
796	Provision of Missing Facilities in Gymnasium at Khanewal. 02-02-15 Khanewal	38.226	24.552	3.220	10.454	13.674	0.000	0.000	0.000
797	Provision of Missing Facilities in Gymnasium at Mailsi, District Vehari. 02-02-15 Vehari	21.632	19.632	1.000	1.000	2.000	0.000	0.000	0.000
798	Provision of Missing Facilities in Gymnasium at Burewala, District Vehari. 02-02-15 Vehari	21.632	19.759	1.000	0.873	1.873	0.000	0.000	0.000

SPORTS

(Million Rs.)

GS No	Scheme Information Approval Date / Location	Est. Cost	Accum. Exp June,16	Provision for 2016-17			MTDF Projections		Throw fwd Beyond June, 2019
				Cap	Rev	G. Total (Cap+Rev)	2017-18	2018-19	
1	2	3	4	5	6	7	8	9	10
799	Provision of Missing Facilities in Gymnasium at Vehari. 18-12-14 Vehari	40.466	38.000	1.000	1.466	2.466	0.000	0.000	0.000
800	Provision of Missing facilities in gymnasium at Dear Ghazi Khan. 02-02-15 Dera Ghazi Khan	46.553	44.230	1.000	1.323	2.323	0.000	0.000	0.000
801	Provision of Missing Facilities in Gymnasium at Jampur District Rajanpur. 02-02-15 Rajanpur	20.535	18.535	1.000	1.000	2.000	0.000	0.000	0.000
802	Provision of Missing Facilities in Gymnasium at Rajanpur. 02-02-15 Rajanpur	36.232	34.232	1.000	1.000	2.000	0.000	0.000	0.000
803	Provision of Missing Facilities in Gymnasium at Muzaffargarh. 02-02-15 Muzaffargarh	37.543	22.033	5.000	10.510	15.510	0.000	0.000	0.000
804	Provision of Missing Facilities in Gymnasium at Layyah. 02-02-15 Layyah	38.233	24.547	4.000	9.686	13.686	0.000	0.000	0.000
805	Provision of Missing Facilities in Gymnasium at Bahawalpur. 02-02-15 Bahawalpur	49.516	36.454	1.000	12.062	13.062	0.000	0.000	0.000
806	Provision of Missing facilities in gymnasium at Khairpur Tamewali. 02-02-15 Bahawalpur	23.389	3.421	1.000	18.968	19.968	0.000	0.000	0.000
807	Provision of Missing Facilities in Gymnasium at Bahawalnagar. 02-02-15 Bahawalnagar	40.647	16.907	4.000	19.740	23.740	0.000	0.000	0.000
808	Provision of Missing Facilities in Gymnasium at Khanpur, District Rahim Yar Khan. 02-02-15 Rahim Yar Khan	21.604	12.069	0.500	9.035	9.535	0.000	0.000	0.000
809	Provision of missing facilities in gymnasium at Rahim Yar Khan. 02-02-15 Rahim Yar Khan	41.006	35.852	2.852	2.302	5.154	0.000	0.000	0.000
810	Provision of Missing Facilities in Gymnasium at Sadiqabad District Rahim Yar Khan. 02-02-15 Rahim Yar Khan	23.276	13.868	0.500	8.908	9.408	0.000	0.000	0.000
Sub-Total: Missing Facilities in Gymnasiums		1,518.914	1,192.253	78.735	247.926	326.661	0.000	0.000	0.000
Establishment of Sports Complex									
811	Construction of Sports Complex at Hazro District Attock. 25-11-2015 Attock	77.240	5.000	43.332	0.000	43.332	28.908	0.000	0.000
812	Provision of Sports Complex at Hassanabdal District Attock. 19-01-2016 Attock	69.333	8.000	8.000	0.000	8.000	29.333	24.000	0.000
813	Establishment of Mini Sports Complex at Aroop Tehsil and District Gujranwala. 25-11-2015 Gujranwala	22.615	5.000	17.615	0.000	17.615	0.000	0.000	0.000

SPORTS

(Million Rs.)

GS No	Scheme Information Approval Date / Location	Est. Cost	Accum. Exp June,16	Provision for 2016-17			MTDF Projections		Throw fwd Beyond June, 2019
				Cap	Rev	G. Total (Cap+Rev)	2017-18	2018-19	
1	2	3	4	5	6	7	8	9	10
814	Establishment of Sports Complex at Kamoki District Gujranwala. 25-11-2015 Gujranwala	68.239	10.000	35.631	0.000	35.631	22.608	0.000	0.000
815	Construction of Indoor Sports Complex at Mandi Bahauddin. 25-11-2015 Mandi Bahauddin	44.553	5.000	25.354	0.000	25.354	14.199	0.000	0.000
816	Provision of Flood Lights and other missing facilities at LCCA Ground in Nishtar Park Sports Complex, Lahore. 21-03-2016 Lahore	59.665	29.665	0.000	30.000	30.000	0.000	0.000	0.000
817	Provision of Missing Facilities in International Swimming Pool at Nishtar Park Sports Complex, Lahore. 19-01-2016 Lahore	130.667	113.942	6.150	10.575	16.725	0.000	0.000	0.000
818	Construction of International Level Swimming Pool at Nishtar Park Sports Complex, Lahore. 19-01-2015 Lahore	404.529	377.299	4.787	0.000	4.787	12.344	10.099	0.000
819	Provision of Missing facilities in International Tennis Stadium at Nishtar Park Sports Complex, Lahore. 28-11-14 Lahore	31.600	28.445	0.000	3.155	3.155	0.000	0.000	0.000
820	Construction of International Level Tennis Stadium at Nishtar Park Sports Complex, Lahore. 02-02-15 Lahore	199.892	199.287	0.605	0.000	0.605	0.000	0.000	0.000
821	Construction of International Squash Complex at Nishtar Park Sports Complex, Lahore, (PPP Mode). 19-06-14 Lahore	196.475	10.000	0.000	10.000	10.000	97.061	79.414	0.000
822	Up-gradation of Existing Structure to convert into Players Hostel at Nishtar Park Sports Complex, Lahore. 28-11-14 Lahore	40.676	10.500	10.000	5.176	15.176	8.250	6.750	0.000
823	Construction of Sports Complex at Muridke city District Sheikhpura. 19-01-2016 Sheikhpura	80.167	2.349	49.550	0.000	49.550	28.268	0.000	0.000
824	Construction of Sports Facilites at Feroze Wattowan, District Sheikhpura. 19-06-14 Sheikhpura	11.225	7.000	2.480	1.745	4.225	0.000	0.000	0.000
825	Construction of Sports Complex at Bangla Kambuan, District Kasur. 19-01-2016 Kasur	40.000	1.707	8.000	0.000	8.000	16.661	13.632	0.000
826	Construction of New Stadium / Sports Complex at Reserved 104 Kanal Land in Abdul Hakeem, District Khanewal. 25-11-2015 Khanewal	154.750	5.000	60.000	0.000	60.000	49.363	40.388	0.000
Sub-Total: Establishment of Sports Complex		1,631.626	818.194	271.504	60.651	332.155	306.994	174.283	0.000
Establishment of Stadiums									
827	Construction of Multi Purpose Sports Stadium at Sillanwali, District Sargodha. 25-09-2015 Sargodha	31.075	5.000	10.000	0.000	10.000	16.075	0.000	0.000

SPORTS

(Million Rs.)

GS No	Scheme Information Approval Date / Location	Est. Cost	Accum. Exp June,16	Provision for 2016-17			MTDF Projections		Throw fwd Beyond June, 2019
				Cap	Rev	G. Total (Cap+Rev)	2017-18	2018-19	
1	2	3	4	5	6	7	8	9	10
828	Construction of Hockey Ground Riaz Chowk near post office Sattellite Town, Jhang. 09-04-15 Jhang	48.567	16.637	10.000	0.000	10.000	12.062	9.869	0.000
829	Construction of sports stadium at Mandi Shah Jewna, Tehsil & District Jhang. 21-04-15 Jhang	35.269	11.000	18.758	0.000	18.758	13.172	0.000	0.000
830	Upgradation/ Rehabilitation alongwith Laying of Synthetic Hockey Turf at Hockey Stadium Gojra, District Toba Tek Singh. 01-01-2016 Toba Tek Singh	199.812	192.671	7.141	0.000	7.141	0.000	0.000	0.000
831	Construction of Sports Stadium at Noshehra Virkan, District Gujranwala. 25-11-2015 Gujranwala	85.052	5.000	15.000	0.000	15.000	35.779	29.273	0.000
832	Establishment of Stadium Khardeyala, District Gujrat. 03-12-2015 Gujrat	27.281	20.256	7.025	0.000	7.025	0.000	0.000	0.000
833	Provision of Sports Stadium at Kotla Arab, District Gujrat. 19-01-2016 Gujrat	65.546	5.000	15.000	0.000	15.000	25.050	20.496	0.000
834	Construction of Pir Yaqoob Shah Stadium, Phalia, District M.B.Din. 20-04-15 Mandi Bahauddin	67.359	6.676	15.000	0.000	15.000	25.126	20.557	0.000
835	Laying of Synthetic Hockey Turf at Ground No.2, National Hockey Stadium, Lahore. 03-12-2015 Lahore	107.276	20.276	10.000	40.000	50.000	20.350	16.650	0.000
836	Construction of Sports Stadium at Narang Mandi, Tehsil Muridke, District Sheikhpura. 19-01-2016 Sheikhpura	92.587	2.160	15.000	2.000	17.000	40.385	33.042	0.000
837	Consturction of Hockey Stadium at Sheikhpura. Approved Sheikhpura	197.000	97.000	20.000	0.000	20.000	44.000	36.000	0.000
838	Rehabilitation / Construction of Stadium and Provision of Additional Facilities at Muridke, District Sheikhpura. 06-12-13 Sheikhpura	26.302	26.172	0.130	0.000	0.130	0.000	0.000	0.000
839	Upgradation of Chaudhary Abdul Wakeel Khan Sports Stadium at Kamoke, District Gujranwala. 16-04-15 Gujranwala	25.719	19.719	6.000	0.000	6.000	0.000	0.000	0.000
840	Construction of Hockey Stadium at Nankana Sahib. Approved Nankana Sahib	197.030	8.000	20.000	0.000	20.000	92.967	76.064	0.000
841	Improvement of Quaid-e-Azam Stadium Sahiwal, District Sahiwal. 15-10-2015 Sahiwal	14.860	4.200	10.660	0.000	10.660	0.000	0.000	0.000
842	Construction of Cricket Ground at Chak No.96/6R in District Sahiwal. 17-03-2016 Sahiwal	29.987	9.000	20.987	0.000	20.987	0.000	0.000	0.000

SPORTS

(Million Rs.)

GS No	Scheme Information Approval Date / Location	Est. Cost	Accum. Exp June,16	Provision for 2016-17			MTDF Projections		Throw fwd Beyond June, 2019
				Cap	Rev	G. Total (Cap+Rev)	2017-18	2018-19	
1	2	3	4	5	6	7	8	9	10
843	Construction of Stadium in Govt. Boys Higher Secondary School at Chak No.45/12L District Sahiwal. 17-03-2016 Sahiwal	26.149	7.500	18.649	0.000	18.649	0.000	0.000	0.000
844	Up-gradation of Sports Ground in 24 District in Punjab one at High School Jalla Jheem, District Vehari. 28-11-14 Vehari	10.010	7.522	2.488	0.000	2.488	0.000	0.000	0.000
845	Construction of Stadium at Taunsa, District DG.Khan. 15-10-2015 Dera Ghazi Khan	96.486	35.000	25.000	0.000	25.000	20.067	16.419	0.000
846	Establishment of Stadium at Jatoi, District Muzaffargarh. 15-10-2015 Muzaffargarh	79.814	25.000	54.814	0.000	54.814	0.000	0.000	0.000
847	Up-Gradation of Sports Stadium at Chowk Azam Layyah City District Layyah. 25-11-2015 Layyah	69.151	7.000	15.000	0.000	15.000	25.933	21.218	0.000
Sub-Total: Establishment of Stadiums		1,532.332	530.789	316.652	42.000	358.652	370.965	279.588	0.000
Regular									
848	Laying of Astroturf in Shennaz Sheikh Hockey Ground at Muslim High School, Saidpur Road, Rawalpindi. 24-03-15 Rawalpindi	154.393	110.593	43.800	0.000	43.800	0.000	0.000	0.000
849	Establishment of Cricket, Hockey & Football Ground at Various sites at Bhakkar. 19-01-2016 Bhakkar	54.603	5.000	49.603	0.000	49.603	0.000	0.000	0.000
850	Establishment of Shehbaz Sharif hall for Indoor games at Faisalabad. 19-01-2016 Faisalabad	65.200	25.000	30.000	10.200	40.200	0.000	0.000	0.000
851	Construction of Cricket ground Muhallah Dawood Shah, Ghoghey Wali, Jhang. 06-04-15 Jhang	36.479	10.500	25.979	0.000	25.979	0.000	0.000	0.000
852	Construction of Swimming Pool at Gujrat. 05-09-2015 Gujrat	108.479	5.000	50.000	0.000	50.000	29.413	24.066	0.000
853	Laying of All Weather Synthetic Athletics Track in Punjab Stadium, Lahore. 18-11-2015 Lahore	136.955	35.853	10.000	50.000	60.000	22.606	18.496	0.000
854	Establishment of Cricket Ground at 95/6R in District Sahiwal. 17-03-2016 Sahiwal	15.402	10.000	5.402	0.000	5.402	0.000	0.000	0.000
855	Master Planning, Architectural and Structural Design, Infrastructure of New Development Schemes of Sports Sector. 28-11-14 Punjab	146.111	96.111	0.000	30.000	30.000	11.000	9.000	0.000
Sub-Total: Regular		717.622	298.057	214.784	90.200	304.984	63.020	51.561	0.000
Total: ON-GOING SCHEMES		10,275.064	4,113.665	1,798.006	1,101.994	2,900.000	1,861.280	1,406.945	0.000

SPORTS

(Million Rs.)

GS No	Scheme Information Approval Date / Location	Est. Cost	Accum. Exp June,16	Provision for 2016-17			MTDF Projections		Throw fwd Beyond June, 2019
				Cap	Rev	G. Total (Cap+Rev)	2017-18	2018-19	
1	2	3	4	5	6	7	8	9	10

NEW SCHEMES

Regular

856	Hockey Stadium at Waqar-un-Nisa Post Graduate College for Women, Rawalpindi Un-Approved Rawalpindi	68.000	0.000	25.000	0.000	25.000	43.000	0.000	0.000
857	Construction of Jinnah Stadium, Jarranwala, District Faisalabad Un-Approved Faisalabad	8.000	0.000	8.000	0.000	8.000	0.000	0.000	0.000
858	Development / Improvement of Kiail-e-Wali ground Samanabad, Faisalabad Un-Approved Faisalabad	5.000	0.000	5.000	0.000	5.000	0.000	0.000	0.000
859	Sports Complex at Pacca Talaab, Pasrur Un-Approved Sialkot	40.000	0.000	10.000	0.000	10.000	30.000	0.000	0.000
860	Establishment of Football Stadium at Sabaz Peer Mor Tehsil Pasrur District Sialkot Un-Approved Sialkot	28.000	0.000	5.000	0.000	5.000	23.000	0.000	0.000
861	Construction of Sports Stadium at Pasrur (NA-114) Un-Approved Sialkot	26.000	0.000	19.000	0.000	19.000	7.000	0.000	0.000
862	Development of sports ground in Fatuwal Babral District Narowal (PP-134) Un-Approved Narowal	7.000	0.000	7.000	0.000	7.000	0.000	0.000	0.000
863	Construction of Cricket Ground in Farooqabad, District Sheikhpura Un-Approved Sheikhpura	19.000	0.000	10.000	0.000	10.000	9.000	0.000	0.000
864	Construction of Cricket Ground at Kot Mehmood, District Sheikhpura Un-Approved Sheikhpura	18.000	0.000	5.000	0.000	5.000	13.000	0.000	0.000
865	Construction of Sports Hall Complex in Sangla Hill, District Nankana Sahib Un-Approved Nankana Sahib	30.000	0.000	10.000	0.000	10.000	20.000	0.000	0.000
866	Installation of Flood Lights at Gymkhana Cricket Ground, Municipal Stadium Okara Un-Approved Okara	43.000	0.000	23.000	0.000	23.000	20.000	0.000	0.000
867	Provision of Flood Lights at Football Ground City Okara Un-Approved Okara	26.000	0.000	10.000	0.000	10.000	16.000	0.000	0.000
868	Provision of Flood Lights in Stadium at Fatima Jinnah Park, Depalpur District Okara Un-Approved Okara	8.000	0.000	8.000	0.000	8.000	0.000	0.000	0.000
869	Construction of Stadium at Gaggoo Mandi District Vehari Un-Approved Vehari	42.000	0.000	25.000	0.000	25.000	17.000	0.000	0.000
870	Construction of Sports stadium at Kot Addu, Muzaffargarh Un-Approved Muzaffargarh	80.000	0.000	25.000	0.000	25.000	55.000	0.000	0.000
871	Establishment of Sports Stadium at Fatehpur, District Layyah Un-Approved Layyah	80.000	0.000	25.000	0.000	25.000	55.000	0.000	0.000

SPORTS

(Million Rs.)

GS No	Scheme Information Approval Date / Location	Est. Cost	Accum. Exp June,16	Provision for 2016-17			MTDF Projections		Throw fwd Beyond June, 2019
				Cap	Rev	G. Total (Cap+Rev)	2017-18	2018-19	
1	2	3	4	5	6	7	8	9	10
872	Establishment of Sports Complex at Rawalpindi, (PPP MODE) Un-Approved Rawalpindi	10.000	0.000	0.000	10.000	10.000	0.000	0.000	0.000
873	Establishment of Sports Complex at Sargodha, (PPP MODE) Un-Approved Sargodha	10.000	0.000	0.000	10.000	10.000	0.000	0.000	0.000
874	Establishment of Sports Complex, Faisalabad, (PPP MODE) Un-Approved Faisalabad	10.000	0.000	0.000	10.000	10.000	0.000	0.000	0.000
875	Construction of Multipurpose parking plaza with international level hostel for players, Five star hotel and Museum in Nishtar Park Sports Complex, Lahore, (PPP MODE). Un-Approved Lahore	10.000	0.000	0.000	10.000	10.000	0.000	0.000	0.000
876	Establishment of Sports City and Sports University at Lahore, (PPP MODE) Un-Approved Lahore	10.000	0.000	0.000	10.000	10.000	0.000	0.000	0.000
877	Establishment of Rifle Range at Bhatta Khusht No.5 Hajvery Town, Lahore (PPP MODE) Un-Approved Lahore	10.000	0.000	0.000	10.000	10.000	0.000	0.000	0.000
878	Up-Gradation of Sports Complex at Sahiwal. (PPP MODE) Un-Approved Sahiwal	10.000	0.000	0.000	10.000	10.000	0.000	0.000	0.000
879	Establishment of Sports Complex at Multan, (PPP MODE) Un-Approved Multan	10.000	0.000	0.000	10.000	10.000	0.000	0.000	0.000
880	Block Allocation for New Initiatives like development of Playfields, E-Libraries etc Un-Approved Punjab	1,500.000	0.000	1,200.000	300.000	1,500.000	0.000	0.000	0.000
Sub-Total: Regular		2,108.000	0.000	1,420.000	380.000	1,800.000	308.000	0.000	0.000
Total: NEW SCHEMES		2,108.000	0.000	1,420.000	380.000	1,800.000	308.000	0.000	0.000
Total: ADP		12,383.064	4,113.665	3,218.006	1,481.994	4,700.000	2,169.280	1,406.945	0.000
OTHER DEVELOPMENT PROGRAMME									
ODP									
881	Punjab Youth & Sports Endowment Fund. Un-Approved Punjab	300.000	0.000	0.000	300.000	300.000	0.000	0.000	0.000
Sub-Total: ODP		300.000	0.000	0.000	300.000	300.000	0.000	0.000	0.000
Total: OTHER DEVELOPMENT PROGRAMME		300.000	0.000	0.000	300.000	300.000	0.000	0.000	0.000
Grand Total		12,683.064	4,113.665	3,218.006	1,781.994	5,000.000	2,169.280	1,406.945	0.000

YOUTH AFFAIRS

VISION

Creation of a pool of talented Pakistani youth; contributing towards economic and social development, to realize the dream of a moderate, progressive and prosperous nation.

OBJECTIVES

- Creation of a critical mass of talented youth for the development of society
- To engage youth in healthy activities
- To equip the unemployed youth with productive skills to obtain better employment opportunities.

STRATEGIC INTERVENTIONS

- Initiating Youth Internship Programs
- Holding Training Programs for Youth
- Strengthening Youth Affairs Department

TARGETS FOR FY 2016-17

In the FY 2016-17, an amount of Rs.500 million has been allocated to two new schemes, the detail of which is given below:

(i) Chief Minister's E-Rozgar Training Programme

In ADP FY 2016-17, an allocation of Rs.463.596 million has been allocated for the Chief Minister's E-Rozgar Training Programme for establishing co-working labs in 36 districts of Punjab as well as training of 10,000 youth. Moreover, this scheme includes hiring of trainers and several awareness campaigns for training of youth.

(ii) Capacity Strengthening for Project Development / Management of YASA&T Department, Govt. of Punjab.

Establishment of Capacity Development Unit in YASA&T Department for Planning, Implementation and Monitoring of Development Programme for which Rs.36.404 million has been allocated in the FY 2016-17. This includes institutional capacity building by inducting professionals, provision of consultancy services and human resource development through provision of training facilities for existing incumbents in related disciplines.

MTDF 2016-19
Youth Affairs : Summary
Development Programme 2016-17

(Million Rs.)

Sub-Sector	Capital	Revenue	Total	F. Aid	Total
Ongoing Schemes					
Regular	0.000	0.000	0.000	0.000	0.000
Total	0.000	0.000	0.000	0.000	0.000
New Schemes					
Regular	0.000	500.000	500.000	0.000	500.000
Total	0.000	500.000	500.000	0.000	500.000
Total (ongoing+new)	0.000	500.000	500.000	0.000	500.000

Development Programme 2017-18

Ongoing Schemes					
Regular	0.000	450.000	450.000	0.000	450.000
Total	0.000	450.000	450.000	0.000	450.000
New Schemes					
Regular	0.000	100.000	100.000	0.000	100.000
Total	0.000	100.000	100.000	0.000	100.000
Total (ongoing+new)	0.000	550.000	550.000	0.000	550.000

Development Programme 2018-19

Ongoing Schemes					
Regular	0.000	400.000	400.000	0.000	400.000
Total	0.000	400.000	400.000	0.000	400.000
New Schemes					
Regular	0.000	200.000	200.000	0.000	200.000
Total	0.000	200.000	200.000	0.000	200.000
Total (ongoing+new)	0.000	600.000	600.000	0.000	600.000
MTDF 2016-19: Grand Total 1,650.000					

YOUTH AFFAIRS: SUMMARY

(Million Rs.)

Type / Sub Sector	No. of Schemes	Provision for 2016-17				Projection for 2017-18	Projection for 2018-19
		Capital	Revenue	Foreign Aid	G. Total (Cap+Rev)		
<u>NEW SCHEMES</u>							
Regular	2	0.000	500.000	0.000	500.000	435.138	443.282
Total: NEW SCHEMES	2	0.000	500.000	0.000	500.000	435.138	443.282
Total: ADP	2	0.000	500.000	0.000	500.000	435.138	443.282
Grand Total	2	0.000	500.000	0.000	500.000	435.138	443.282

YOUTH AFFAIRS

(Million Rs.)

GS No	Scheme Information Approval Date / Location	Est. Cost	Accum. Exp June,16	Provision for 2016-17			MTDF Projections		Throw fwd Beyond June, 2019
				Cap	Rev	G. Total (Cap+Rev)	2017-18	2018-19	
1	2	3	4	5	6	7	8	9	10

NEW SCHEMES

Regular

882	Capacity Strengthening for Project Development / Management of YASA&T Department, Govt. of Punjab. 18-05-2016 Lahore	89.000	0.000	0.000	36.404	36.404	28.928	23.668	0.000
883	Chief Minister E-Rozgaar Training Programme Un-Approved Punjab	883.210	0.000	0.000	463.596	463.596	406.210	419.614	0.000
Sub-Total: Regular		972.210	0.000	0.000	500.000	500.000	435.138	443.282	0.000
Total: NEW SCHEMES		972.210	0.000	0.000	500.000	500.000	435.138	443.282	0.000
Total: ADP		972.210	0.000	0.000	500.000	500.000	435.138	443.282	0.000
Grand Total		972.210	0.000	0.000	500.000	500.000	435.138	443.282	0.000

SPECIALIZED HEALTHCARE & MEDICAL EDUCATION

Punjab Government is committed to the principle of universal healthcare to its citizens in a challenging environment. Earlier, Punjab health system was based on three tier network of healthcare provision i.e. primary, secondary and tertiary, covering both rural and urban population. However, recently healthcare system has been bifurcated into primary & secondary healthcare and tertiary level as Specialized Healthcare and Medical Education (SH&ME) which aimed at decreasing load at tertiary level for provision of quality healthcare services. SH&ME Department includes all specialized hospitals, Medical Universities, Autonomous Medical Institutes (AMIs), Nursing Schools & Nursing Examination Board, Punjab Pharmacy Council and Blood Transfusion Authority. DHQs which have been scaled up to teaching hospitals also come under SH&ME Department.

Tertiary health in Punjab faces serious issues in providing quality healthcare facilities to its population which may lead to higher probability of falling behind the SDGs. It calls for improved remedial measures so as to meet the international commitments. In the wake of creation of SH&ME, a more systematic and planned approach is required in the tertiary healthcare setup for achieving the goals.

Mission

To improve access and quality of tertiary healthcare in Punjab, especially of the poor thereby making real progress towards achieving health related MDGs/SDGs and contribute to improve national health indicators.

Goal

The goal is to bring in result oriented and cost effective action plans through patient centered approach that can be capable of implementing and sustaining with resultant improvement at tertiary care level.

Objectives

Specialized Healthcare and Medical Education is focusing on six key reform areas in line with the six building blocks of the World Health Organization's health system. Accordingly, implementation strategies have been proposed to achieve these policy objectives. This program is contributing to all six outcomes of the Punjab Health Sector Strategy with following objectives:

- To improve access and quality of healthcare

- To ensure an efficient system of health sector governance, accountability and regulation
- To ensure a management system that provides incentives for performance and ensures accountability
- To ensure availability of adequate and skilled workforce to fulfill population health needs
- To develop a system of comprehensive, timely, accurate and functional information foundation for health policy and planning decisions; and
- To ensure access to uninterrupted supply of quality essential drugs for healthcare facilities and outreach workers.

Salient Features of ADP

- Revamping of existing hospitals and completion of on-going projects
- Functionality of equipment and availability of quality medicines
- Autonomy to Health Managers
- Setting up of Health Management Information System
- Operational Performance Enhancement through incentives and performance, strengthening of accountability, and establishing of Directorate of Specialized Health Services
- Focusing Medical Education through central PGs induction, regulation of private medical colleges and revamping of institute of public health
- Security of hospital through zero tolerance policy for violence in hospitals, and developing mechanism for conflict resolution
- Establishing regulatory body for Allied Health Services and Education
- Establishing a good referral system

Upgradation of Healthcare Facilities

The main focus is to upgrade already existing facilities to increase service reach and enhance the quality of healthcare provided in the future. Major schemes of up gradation are as under:

- 2 No. Radiology Departments are going to be Upgradation at Services Hospital Lahore and Nisthar Hospital Multan.
- 3 No. Urology Departments are going to be Up graded in Sheikh Zayed, Kot Khawaja Saeed and Ganga Ram Hospitals in Lahore
- Provision of Missing Specialties for Upgradation of DHQ Hospitals to Teaching Hospitals in Sialkot, Gujrawala, Sahiwal & D.G Khan.

- 2 No. Paediatric Department are going to be upgraded at Rawalpindi and R.Y. Khan.
- 18. Nos. different units like Cardiology, ICU, Breast Clinic and Paediatric Cancer etc are going to be established.
- 4 No. new Children Hospitals at Gujranwala, Faisalabad, Bhawalpur and Rawalpindi have been proposed.

MEDICAL EDUCATION

To cater to the increasing demand for public medical education, establishment of following medical institutes are included in the ADP 2016-2017:

- 2. No. new Establishment of Medical Colleges at Attock, Bhakkar.
- 4. No Medical Colleges at Gujranwala, Sahiwal, D.G Khan and Sailkot are going to be completed
- Establishment of Services Institute of Medical Sciences, Lahore
- Construction of Girls Hostel at King Edward University, Lahore
- Construction of Academic Block of Nawaz Sharif Medical College, Gujrat.

RESEARCH & DEVELOPMENT

In order to strengthen the public healthcare system, following schemes have been included in ADP 2016-2017:

- Establishment of Central Research Lab PGMI, Lahore
- Hospital Management Information System for Mayo Hospital & Lady Aitchison Hospital, Lahore
- Establishment of Nuclear Medicine Center, Jinnah Hospital, Lahore in Public-Private Partnership Mode
- Performance Management System in Health Department.
- Health Reporting System
- Hospital Management Information System
- Specialized Management Unit in SH&ME including internal policy and monitoring unit.

ESTABLISHMENT OF CENTRES OF EXCELLENCE

The following centres of excellence have been included in the ADP 2016-2017:

- Institute of Urology & Transplantation, Rawalpindi

- Establishment of Wazirabad Institute of Cardiology, Wazirabad, District Gujranwala
- Establishment of Punjab Institute of Neurosciences, Lahore (Phase-III)
- Establishment of 100 Bedded State of the Art Treatment Centre for Drug addicts at PIMH, Lahore.
- Establishment of 100 bedded Mother and Child Hospital at Murree.

ACHIEVEMENTS OF FINANCIAL YEAR 2015-2016

Total 37 No. schemes are going to be completed during ADP 2015-16 out of which major are as follows:

- Establishment of Allied Burn & Reconstructive Surgery Centre in Allied Hospital, Faisalabad.
- Upgradation of ICU and Operation Theatres of Allied Hospital, Faisalabad.
- Establishment of Fatima Jinnah Burn and Reconstructive Surgery Centre, in Jinnah Hospital, Lahore.
- Establishment of Modern Burn Unit at Nishtar Hospital, Multan.
- Upgradation of ICU and Operation Theatres of Nishtar Hospital, Multan.
- Establishment of 20 bedded Burn Unit at BVH Bahawalpur.
- Establishment of Pediatric Hospital / Institute, Lahore.

MAJOR NEW INITIATIVES

Forty Four new schemes have been included in the ADP 2016-2017. Following are the major new initiatives:

- Revamping of 4 Tertiary care Hospitals in Punjab
- Provision of Missing facilities, Rehabilitation and Improvement of Existing Equipment in Teaching Hospitals
- Establishment of a Mother & Child Hospital in Murree (100 beds)
- Establishment of Punjab Institute of Neurosciences, Lahore (Phase-III)
- Revamping of Institute of Public Health
- Establishment of Filter Clinics
- Capacity Building of Tertiary Care Hospitals
- Deployment of Automated System in Tertiary Care Hospitals
- Purchase of Ventilators for Hospitals in Punjab
- Strategic Management Unit in SH&ME.

TARGETS FOR FINANCIAL YEAR 2016-2017

A total of 68 schemes are likely to be completed during 2016-2017, of which some major schemes are:

- Establishment of Medical College at Sialkot, D.G Khan, Gujranwala and Sahiwal.
- Construction of Cardiology and Cardiac Surgery Block at BV Hospital, Bahawalpur.
- Construction / Expansion of 150 Beds for Provision of Sub-Specialist Services at Children Hospital Complex, Multan
- Establishment of Hospital at Shahdara, Lahore
- Establishment of Children Hospital Faisalabad
- Establishment of Wazirabad Institute of Cardiology, Wazirabad, District Gujranwala
- Establishment of 100 Bedded State of the Art Treatment Centre for Drug Addicts at PIMH, Lahore
- Completion of DHQ Hospital Building for Conversion into Kidney Centre Multan
- Construction of Phase-II Sheikh Zayed Medical Complex, RY Khan
- Establishment of Punjab Institute of Neuro Sciences, Lahore (Phase-II)
- Purchase of CT scan machine for Children Hospital Lahore.

MTDF 2016-19
Specialized Healthcare & Medical Education : Summary
Development Programme 2016-17

(Million Rs.)

Sub-Sector	Capital	Revenue	Total	F. Aid	Total
Ongoing Schemes					
Regular	6971.280	5238.720	12210.000	0.000	12210.000
Total	6,971.280	5,238.720	12,210.000	0.000	12,210.000
New Schemes					
Regular	863.000	3927.000	4790.000	0.000	4790.000
Total	863.000	3,927.000	4,790.000	0.000	4,790.000
Other Dev. Program					
ODP	40.000	7,460.000	7500.000	0.000	7500.000
Total (ongoing+new+ODP)	7,874.280	16,625.720	24,500.000	0.000	24,500.000

Development Programme 2017-18

Ongoing Schemes					
Regular	7668.408	5762.592	13431.000	0.000	13431.000
Total	7,668.408	5,762.592	13,431.000	0.000	13,431.000
New Schemes					
Regular	949.300	4319.700	5269.000	0.000	5269.000
Total	949.300	4,319.700	5,269.000	0.000	5,269.000
Other Dev. Program					
ODP	44.000	8,206.000	8250.000	0.000	8250.000
Total (ongoing+new)	8,661.708	18,288.292	26,950.000	0.000	26,950.000

Development Programme 2018-19

Ongoing Schemes					
Regular	8435.249	6338.851	14774.100	0.000	14774.100
Total	8,435.249	6,338.851	14,774.100	0.000	14,774.100
New Schemes					
Regular	1044.230	4751.670	5795.900	0.000	5795.900
Total	1,044.230	4,751.670	5,795.900	0.000	5,795.900
Other Dev. Program					
ODP	48.400	9,026.600	9075.000	0.000	9075.000
Total (ongoing+new)	9,527.879	20,117.121	29,645.000	0.000	29,645.000

MTDF 2016-19: Grand Total 81,095.000

SPECIALIZED HEALTH CARE & MEDICAL EDUCATION: SUMMARY

(Million Rs.)

Type / Sub Sector	No. of Schemes	Provision for 2016-17				Projection for 2017-18	Projection for 2018-19
		Capital	Revenue	Foreign Aid	G. Total (Cap+Rev)		
<u>ON-GOING SCHEMES</u>							
Tertiary Care Hospitals	51	5,296.280	4,238.720	0.000	9,535.000	8,283.174	5,960.864
Medical Education	19	1,655.000	815.000	0.000	2,470.000	2,239.681	685.280
Research and Development	8	20.000	185.000	0.000	205.000	164.337	0.000
Total: ON-GOING SCHEMES	78	6,971.280	5,238.720	0.000	12,210.000	10,687.192	6,646.144
<u>NEW SCHEMES</u>							
Tertiary Care Hospitals	28	300.000	3,585.000	0.000	3,885.000	4,231.482	3,345.000
Medical Education	10	173.000	172.000	0.000	345.000	2,376.000	1,900.000
Research and Development	3	0.000	60.000	0.000	60.000	442.300	367.996
Specialized Health Care & Miscellaneous	3	450.000	50.000	0.000	500.000	1,635.000	1,100.000
Total: NEW SCHEMES	44	923.000	3,867.000	0.000	4,790.000	8,684.782	6,712.996
Total: ADP	122	7,894.280	9,105.720	0.000	17,000.000	19,371.974	13,359.140
<u>OTHER DEVELOPMENT PROGRAMME</u>							
ODP	4	40.000	7,460.000	0.000	7,500.000	10,150.000	0.000
Total: OTHER DEVELOPMENT PROGRAMME	4	40.000	7,460.000	0.000	7,500.000	10,150.000	0.000
Grand Total	126	7,934.280	16,565.720	0.000	24,500.000	29,521.974	13,359.140

SPECIALIZED HEALTH CARE & MEDICAL EDUCATION

(Million Rs.)

GS No	Scheme Information Approval Date / Location	Est. Cost	Accum. Exp June,16	Provision for 2016-17			MTDF Projections		Throw fwd Beyond June, 2019
				Cap	Rev	G. Total (Cap+Rev)	2017-18	2018-19	
1	2	3	4	5	6	7	8	9	10

ON-GOING SCHEMES

Tertiary Care Hospitals

884	Renovation of building of Benazir Bhutto Hospital, Rawalpindi. 03-6-2015 Rawalpindi	99.874	64.045	35.829	0.000	35.829	0.000	0.000	0.000
885	Provision of Equipment for DHQ, Hospital, Rawalpindi 10-08-2015 Rawalpindi	129.625	78.956	0.000	50.669	50.669	0.000	0.000	0.000
886	Institute of Urology & Transplantation, Rawalpindi 17-12-2015 Rawalpindi	3,416.995	510.000	200.000	0.000	200.000	400.000	1,000.000	1,306.995
887	Provision of equipment for different departments / wards of Benazir Bhutto Hospital, Rawalpindi 10-8-15 Rawalpindi	194.610	145.502	0.000	49.108	49.108	0.000	0.000	0.000
888	Upgradation of Paediatric Department, Benazir Bhutto Hospital, Rawalpindi 10-8-15 Rawalpindi	98.972	62.665	0.000	36.000	36.000	0.000	0.000	0.000
889	Procurement of MRI & Construction of Radiology Complex at Holy Family Hospital, Rawalpindi. 3-12-2015 Rawalpindi	199.492	184.750	14.742	0.000	14.742	0.000	0.000	0.000
890	Rawalpindi Institute of Cardiology 28-08-12 Rawalpindi	2,611.993	2,524.097	0.000	40.000	40.000	47.896	0.000	0.000
891	Establishment of Additional 25-Bedded Surgical and Allied Facilities for A&E Department, Benazir Bhutto Hospital, Rawalpindi 10-08-2015 Rawalpindi	175.380	88.020	0.000	87.020	87.020	0.000	0.000	0.000
892	Upgradation of DHQ Hospital, Sargodha 13-11-13 Sargodha	1,020.112	716.251	0.000	200.000	200.000	122.725	0.000	0.000
893	Upgradation of Govt General Hospital Ghulam Muhammadabad, Faisalabad 13-4-2015 Faisalabad	977.598	882.288	90.408	0.000	90.408	0.000	0.000	0.000
894	Establishment of Children Hospital Faisalabad 1-1-14 Faisalabad	939.490	909.495	30.000	0.000	30.000	0.000	0.000	0.000
895	Construction of Hostels and Staff Residences of Faisalabad Institute of Cardiology, Faisalabad (Phase-I) 15-01-2015 Faisalabad	143.940	102.650	41.290	0.001	41.291	0.000	0.000	0.000
896	Improvement and Upgradation of DHQ Hospital, Faisalabad 16-02-15 Faisalabad	199.836	91.279	58.851	49.000	107.851	0.000	0.000	0.000
897	Expansion of Emergency Department from 18 to 66 beds & Provision of Additional Facilities, FIC, Faisalabad. 10-8-15 Faisalabad	150.031	121.621	17.958	9.452	27.410	0.000	0.000	0.000
898	Establishment of Breast Clinic, Allied Hospital, Faisalabad 10-8-15 Faisalabad	63.799	36.000	5.984	21.815	27.799	0.000	0.000	0.000

SPECIALIZED HEALTH CARE & MEDICAL EDUCATION

(Million Rs.)

GS No	Scheme Information Approval Date / Location	Est. Cost	Accum. Exp June,16	Provision for 2016-17			MTDF Projections		Throw fwd Beyond June, 2019
				Cap	Rev	G. Total (Cap+Rev)	2017-18	2018-19	
1	2	3	4	5	6	7	8	9	10
899	Strengthening of 70 bedded Neurosurgery Department of Allied Hospital, Faisalabad 10-8-15 Faisalabad	191.525	110.000	0.000	81.525	81.525	0.000	0.000	0.000
900	Establishment of Wazirabad Institute of Cardiology, Wazirabad, District Gujranwala 30-11-12 Gujranwala , Wazirabad	1,700.000	1,218.751	51.999	0.235	52.234	0.000	0.000	0.000
901	Provision of Missing Specialities for Upgradation of DHQ Hospital to Teaching Hospital, Gujranwala. 05-12-2014 Gujranwala	3,089.776	403.122	950.000	150.000	1,100.000	800.000	786.654	0.000
902	Provision of Missing Specialities for Upgradation of DHQ Hospital to Teaching Hospital, Sialkot. 10-10-2014 Sialkot	3,802.707	205.000	900.000	150.000	1,050.000	1,547.710	1,000.000	0.000
903	Establishment of Hospital at Shahdara, Lahore 12-02-15 Lahore	1,125.643	997.338	5.000	100.966	105.966	0.000	0.000	0.000
904	Improvement of infrastructure including internal roads of General Hospital, Lahore. 12-10-2015 Lahore	195.514	50.000	50.000	0.000	50.000	95.514	0.000	0.000
905	Construction of Surgical Tower at Mayo Hospital, Lahore 13-04-15 Lahore	2,678.104	1,042.950	120.000	665.820	785.820	849.334	0.000	0.000
906	Construction of OPD Block in Services Hospital, Lahore 16-5-08 Lahore	1,311.859	1,157.009	80.000	0.000	80.000	74.850	0.000	0.000
907	Upgradation of Radiology / Specialties Departments in Services Hospital, Lahore 17-4-15 Lahore	2,008.084	713.394	100.000	0.000	100.000	425.000	544.690	225.000
908	Upgradation / Renovation of Sir Ganga Ram Hospital, Lahore 16-10-14 Lahore	199.468	162.429	37.039	0.000	37.039	0.000	0.000	0.000
909	Implementation of Master Plan in Lahore General Hospital, Lahore (Phase-III) 30-03-15 Lahore	722.824	664.413	27.571	30.840	58.411	0.000	0.000	0.000
910	Establishment of 100 Bedded State of the Art Treatment Centre for Drug addicts at PIMH, Lahore 14-10-13 Lahore	236.606	172.000	26.606	38.000	64.606	0.000	0.000	0.000
911	Establishment of Procurement Cell in the Health Department 28-02-13 Lahore	31.822	1.254	0.000	30.568	30.568	0.000	0.000	0.000
912	Upgradation of Institute of Mental Health Lahore. 13-11-2014 Lahore	115.117	55.849	56.868	2.400	59.268	0.000	0.000	0.000
913	Establishment of Paediatric Cancer Unit, Children Hospital, Lahore 20-10-14 Lahore	231.285	228.916	2.000	1.000	3.000	0.000	0.000	0.000
914	Establishment of institute of paediatric Cardiology and Cardiac Surgery at the Children's Hospital, Lahore 12-10-2015 Lahore	726.261	145.000	0.000	190.000	190.000	391.261	0.000	0.000

SPECIALIZED HEALTH CARE & MEDICAL EDUCATION

(Million Rs.)

GS No	Scheme Information Approval Date / Location	Est. Cost	Accum. Exp June,16	Provision for 2016-17			MTDF Projections		Throw fwd Beyond June, 2019
				Cap	Rev	G. Total (Cap+Rev)	2017-18	2018-19	
1	2	3	4	5	6	7	8	9	10
915	Provision of Missing Facilities for Organ Transplant and Inpatient / OT Block, Children Hospital, Lahore. 16-7-15 Lahore	165.159	135.000	5.338	24.821	30.159	0.000	0.000	0.000
916	Upgradation of Cardiology & Cardiac Surgery Services at Jinnah Hospital, Lahore 10-08-2015 Lahore	199.500	95.000	0.000	104.432	104.432	0.000	0.000	0.000
917	Upgradation of Urology Department, & Dialysis Centre at Sheikh Zayed Hospital, Lahore 10-08-15 Lahore	199.150	70.600	0.000	128.550	128.550	0.000	0.000	0.000
918	Construction of New Emergency Block at Punjab Institute of Cardiology Lahore (Being Executed with Donation). 25-2-15 Lahore	490.746	0.000	1.000	4.274	5.274	0.000	0.000	0.000
919	Establishment of Cancer Hospital, Lahore. Approved Lahore	1,500.000	0.000	2.172	0.000	2.172	500.000	700.000	297.828
920	Upgradation of Urology / Hemodialysis Department at Kot Khawaja Saeed Hospital, Lahore. 10-08-2015 Lahore	107.545	30.000	54.040	23.505	77.545	0.000	0.000	0.000
921	Provision of Missing Specialities for Upgradation of DHQ Hospital to Teaching Hospital, Sahiwal 15-10-14 Sahiwal	3,637.815	433.263	875.000	150.000	1,025.000	1,000.000	1,179.550	0.000
922	Establishment of Cardiology Unit at Sahiwal. 21-08-14 Sahiwal	119.985	14.000	0.000	100.000	100.000	0.000	0.000	0.000
923	Construction / Expansion of 150 Beds for Provision of Sub-Specialist Services at Children Hospital Complex, Multan 03-6-15 Multan	1,872.876	1,262.632	0.000	610.374	610.374	0.000	0.000	0.000
924	Completion of DHO Hospital Building for Conversion into Kidney Centre Multan 05-8-15 Multan	1,048.780	931.428	1.000	125.355	126.355	0.000	0.000	0.000
925	Expansion of CPE Institute of Cardiology, Multan (Construction of New OPD & Inpatient Block) 11-11-2015 Multan	2,007.144	152.174	100.000	0.000	100.000	600.000	749.970	405.000
926	Establishment of Cancer Treatment Facility, Nishtar Hospital, Multan 20-06-2015 Multan	320.453	239.800	0.000	80.000	80.000	0.000	0.000	0.000
927	Provision of Missing Specialities for Upgradation of DHQ Hospital to Teaching Hospital, D.G Khan 06-03-15 Dera Ghazi Khan	2,402.004	400.000	985.000	150.000	1,135.000	867.004	0.000	0.000
928	Establishment of a Cardiology Unit at DG Khan. 13-11-2014 Dera Ghazi Khan	199.570	50.000	0.000	70.000	70.000	79.570	0.000	0.000
929	Establishment of ICU at B.V. Hospital Bahawalpur 07-04-15 Bahawalpur	271.263	244.865	20.585	5.813	26.398	0.000	0.000	0.000

SPECIALIZED HEALTH CARE & MEDICAL EDUCATION

(Million Rs.)

GS No	Scheme Information Approval Date / Location	Est. Cost	Accum. Exp June,16	Provision for 2016-17			MTDF Projections		Throw fwd Beyond June, 2019
				Cap	Rev	G. Total (Cap+Rev)	2017-18	2018-19	
1	2	3	4	5	6	7	8	9	10
930	Construction of Cardiology and Cardiac Surgery Block at BV Hospital, 28-01-15 Bahawalpur	1,467.632	696.429	250.000	521.203	771.203	0.000	0.000	0.000
931	Upgradation of Thalassaemia Unit & Bone Marrow Transplant Centre at B.V. Hospital, Bahawalpur 11-02-2014 Bahawalpur	710.306	195.000	100.000	0.000	100.000	415.310	0.000	0.000
932	Establishment of 410-Bedded Civil Hospital affiliated with OAMC, Bahawalpur 10-8-12 Bahawalpur	1,488.068	1,414.000	0.000	44.068	44.068	30.000	0.000	0.000
933	Upgradation of Neonatal and Paediatric Intensive Care Unit at SZMC/Hospital RY Khan 10-8-15 Rahim Yar Khan	126.180	40.000	0.000	86.180	86.180	0.000	0.000	0.000
934	National Blood Transfusion Service Project, Punjab (Local cost Rs. 123.220 M and German grant of Rs. 200.530 M) 18-3-2010 Punjab	323.750	261.024	0.000	25.726	25.726	37.000	0.000	0.000
Sub-Total: Tertiary Care Hospitals		47,446.268	20,510.259	5,296.280	4,238.720	9,535.000	8,283.174	5,960.864	2,234.823
Medical Education									
935	Construction of 04 Nos. Lecture Theatres at RMC Rawalpindi 07-9-15 Rawalpindi	140.780	25.000	85.038	30.742	115.780	0.000	0.000	0.000
936	Establishment of Medical College, Gujranwala. 18-03-14 Gujranwala	1,278.079	1,162.146	95.001	20.932	115.933	0.000	0.000	0.000
937	Construction of Academic Block of Nawaz Sharif Medical College, Gujrat. 29-10-2015 Gujrat	698.583	75.000	160.000	0.000	160.000	463.583	0.000	0.000
938	Establishment of Nawaz Sharif Medical College, University of Gujrat and Uplifting of Aziz Bhatti Shaheed (DHQ) as Teaching Hospital 05-03-12 Gujrat	1,974.246	1,230.602	157.111	100.000	257.111	486.533	0.000	0.000
939	Establishment of Khawaja Mohammad Safdar Medical College, Sialkot. 23-6-14 Sialkot	1,342.576	1,129.225	162.748	50.603	213.351	0.000	0.000	0.000
940	Construction of Nursing Hostel & Paramedical Hostel at Govt. Teachig Hospital, Shahdara. 29-10-15 Lahore	229.407	20.000	84.953	0.000	84.953	124.454	0.000	0.000
941	Upgradation / Strengthening of School of Nursing, Mayo Hospital, Lahore 06-11-13 Lahore	159.384	131.483	27.901	0.000	27.901	0.000	0.000	0.000
942	Establishment of Services Institute of Medical Sciences, Lahore 13-7-12 Lahore	1,738.480	1,417.627	40.000	11.050	51.050	269.803	0.000	0.000
943	Establishment of Punjab Institute of Neuro Sciences, Lahore (Phase-II) 20-1-15 Lahore	2,354.241	2,064.638	120.000	5.000	125.000	108.801	0.000	0.000

SPECIALIZED HEALTH CARE & MEDICAL EDUCATION

(Million Rs.)

GS No	Scheme Information Approval Date / Location	Est. Cost	Accum. Exp June,16	Provision for 2016-17			MTDF Projections		Throw fwd Beyond June, 2019
				Cap	Rev	G. Total (Cap+Rev)	2017-18	2018-19	
1	2	3	4	5	6	7	8	9	10
944	Establishment of Fatima Jinnah Institute of Dental Sciences, Jubilee Town, Lahore 12-08-13 Lahore	633.209	536.263	0.000	96.946	96.946	0.000	0.000	0.000
945	Construction of Girls Hostel at King Edward University, Lahore. 30-03-15 Lahore	268.636	130.000	0.000	138.636	138.636	0.000	0.000	0.000
946	Establishment of KEMU campus at Muridkey (PC-II). 03-6-15 Sheikhpura	175.507	25.000	0.000	64.000	64.000	86.507	0.000	0.000
947	Establishment of Medical College, Sahiwal 06-05-14 Sahiwal	1,207.171	1,189.723	0.000	107.448	107.448	0.000	0.000	0.000
948	Renovation of Nishtar Medical College, Multan 08-08-09 Multan	293.703	213.215	80.488	0.000	80.488	0.000	0.000	0.000
949	Provision of Residential Colony for the staff of Dera Ghazi Khan Medical College 20-6-2015 Dera Ghazi Khan	259.821	88.843	170.978	0.000	170.978	0.000	0.000	0.000
950	Establishment of Medical College, D.G. Khan. 22-4-16 Dera Ghazi Khan	1,167.213	1,040.957	125.000	0.000	125.000	0.000	0.000	0.000
951	Establishment of Medical College at Bahawalnagar 27-08-2014 Bahawalnagar	1,726.798	191.518	150.000	0.000	150.000	700.000	685.280	0.000
952	Establishment of College of Nursing at Sheikh Zayed Medical College/ Hospital, Rahim Yar Khan 05-11-15 Rahim Yar Khan	179.425	50.000	95.782	33.643	129.425	0.000	0.000	0.000
953	Construction of Phase-II Sheikh Zayed Medical Complex, RY Khan 01-10-2015 Rahim Yar Khan	1,477.104	1,179.387	100.000	156.000	256.000	0.000	0.000	0.000
Sub-Total: Medical Education		17,304.363	11,900.627	1,655.000	815.000	2,470.000	2,239.681	685.280	0.000
Research and Development									
954	Performance Management System in Health Department. 9-12-11 Lahore	102.034	60.196	0.000	19.335	19.335	22.503	0.000	0.000
955	Upgradation of Institute of Public Health, Lahore 9-12-11 Lahore	70.721	29.890	0.952	29.769	30.721	0.000	0.000	0.000
956	Establishment of Central Research Lab PGMI, Lahore 15-09-2015 Lahore	267.965	60.000	0.000	66.131	66.131	141.834	0.000	0.000
957	Hospital Management Information System for Mayo Hospital & Lady Aitchison Hospital, Lahore. Approved Lahore	62.665	15.000	0.000	46.665	46.665	0.000	0.000	0.000
958	Establishment of Nuclear Medicine Center, Jinnah Hospital, Lahore in Public-Private Partnership Mode 26-06-2015 Lahore	6.870	5.870	0.000	1.000	1.000	0.000	0.000	0.000

SPECIALIZED HEALTH CARE & MEDICAL EDUCATION

(Million Rs.)

GS No	Scheme Information Approval Date / Location	Est. Cost	Accum. Exp June,16	Provision for 2016-17			MTDF Projections		Throw fwd Beyond June, 2019
				Cap	Rev	G. Total (Cap+Rev)	2017-18	2018-19	
1	2	3	4	5	6	7	8	9	10
959	Punjab Thalassemia Prevention Program Approved Punjab	196.835	176.835	0.000	20.000	20.000	0.000	0.000	0.000
960	Upgradation of Nursing Hostels in Punjab. 15-9-15 Punjab	54.929	34.193	19.048	0.100	19.148	0.000	0.000	0.000
961	Diagnostic Centers at DHQ and THQ Hospital in Public-Private Partnership Mode 26-06-2015 Punjab	6.580	5.580	0.000	2.000	2.000	0.000	0.000	0.000
Sub-Total: Research and Development		768.599	387.564	20.000	185.000	205.000	164.337	0.000	0.000
Total: ON-GOING SCHEMES		65,519.230	32,798.450	6,971.280	5,238.720	12,210.000	10,687.192	6,646.144	2,234.823

NEW SCHEMES

Tertiary Care Hospitals

962	Establishment of Children Hospital, Rawalpindi (Phase-I) Un-Approved Rawalpindi	950.000	0.000	5.000	0.000	5.000	500.000	445.000	0.000
963	Upgradation of Burn / Plastic Surgery Unit at Holy Family Hospital, Rawalpindi Un-Approved Rawalpindi	100.000	0.000	5.000	95.000	100.000	0.000	0.000	0.000
964	Installation of Auto Fixed Capacitors (Low Power Factor) & Replacement of Old Lifts at Holy Family Hospital, Rawalpindi Un-Approved Rawalpindi	52.000	0.000	0.000	52.000	52.000	0.000	0.000	0.000
965	Establishment of Children Hospital, Gujranwala (Phase-I) Un-Approved Gujranwala	950.000	0.000	5.000	0.000	5.000	500.000	445.000	0.000
966	Establishment of Hospital Waste Management in Lahore. Un-Approved Lahore	280.000	0.000	0.000	25.000	25.000	150.000	105.000	0.000
967	Reconstruction of Lady Willingdon Hospital, Lahore. Un-Approved Lahore	3,055.000	0.000	5.000	0.000	5.000	500.000	500.000	2,050.000
968	Establishment of Surgical and Medical ICU, Sir Ganga Ram Hospital, Lahore Un-Approved Lahore	100.000	0.000	0.000	100.000	100.000	0.000	0.000	0.000
969	Upgradation of Urology Department, Sir Ganga Ram Hospital, Lahore Un-Approved Lahore	197.100	0.000	0.000	60.000	60.000	137.100	0.000	0.000
970	Upgradation of Cardiac & Vascular Surgery Department, Mayo Hospital, Lahore 07-01-2016 Lahore	166.726	0.000	2.626	80.000	82.626	84.100	0.000	0.000
971	Establishment of Breast Cancer Screening Facilitation Centre, Lady Aitchison Hospital, Lahore 05-11-2015 Lahore	87.649	0.000	20.900	66.749	87.649	0.000	0.000	0.000
972	Purchase of CT Scan Machine for Children Hospital / Institute of Child Health, Lahore Un-Approved Lahore	100.000	0.000	0.000	100.000	100.000	0.000	0.000	0.000

SPECIALIZED HEALTH CARE & MEDICAL EDUCATION

(Million Rs.)

GS No	Scheme Information Approval Date / Location	Est. Cost	Accum. Exp June,16	Provision for 2016-17			MTDF Projections		Throw fwd Beyond June, 2019
				Cap	Rev	G. Total (Cap+Rev)	2017-18	2018-19	
1	2	3	4	5	6	7	8	9	10
973	Renovation and Upgradation of Existing Operation Theaters and ICU into Organ Transplant Unit at Sheikh Zayed Postgraduate Medical Institute, Lahore Un-Approved Lahore	199.677	0.000	5.286	90.000	95.286	104.391	0.000	0.000
974	Construction of Parking & Bridge over Cantt Drain at the rear Side of Services Hospital / PIC , Lahore. Un-Approved Lahore	70.000	0.000	70.000	0.000	70.000	0.000	0.000	0.000
975	Upgradation & Strengthening of Neurosurgery Department, Jinnah hospital, Lahore. Un-Approved Lahore	400.000	0.000	0.000	60.000	60.000	200.000	140.000	0.000
976	Rehabilitation & Improvement of Orthopedic Department, Jinnah Hospital, Lahore. Un-Approved Lahore	60.000	0.000	0.000	60.000	60.000	0.000	0.000	0.000
977	Rehabilitation of LGH Phase-I, Lahore. Un-Approved Lahore	195.000	0.000	10.188	22.251	32.439	162.561	0.000	0.000
978	Construction of Emergency Block in Mozang Hospital, Lahore. Un-Approved Lahore	22.330	0.000	10.000	0.000	10.000	12.330	0.000	0.000
979	Upgradation of Radiology Department, Nishtar Hospital, Multan Un-Approved Multan	186.000	0.000	0.000	186.000	186.000	0.000	0.000	0.000
980	Establishment of Children Hospital, Bahawalpur (Phase-I)(with Korean Assistance) Un-Approved Bahawalpur	950.000	0.000	30.000	0.000	30.000	400.000	520.000	0.000
981	Construction of Nursing Hostel, 410 Bedded Civil Hospital, Bahawalpur. Un-Approved Bahawalpur	195.000	0.000	70.000	0.000	70.000	125.000	0.000	0.000
982	Upgradation of Operation Theatre Complex, BV Hospital, Bahawalpur (Phase-I). Un-Approved Bahawalpur	150.000	0.000	0.000	150.000	150.000	0.000	0.000	0.000
983	Construction of Medicine Store at Sheikh Zayed Medical College/Hospital, Rahim Yar Khan Un-Approved Rahim Yar Khan	50.000	0.000	35.000	15.000	50.000	0.000	0.000	0.000
984	Revamping of Four Tertiary Care Hospitals in Punjab Un-Approved Punjab	4,000.000	0.000	0.000	2,000.000	2,000.000	1,000.000	1,000.000	0.000
985	Establishment of Filter Clinics Un-Approved Punjab	75.000	0.000	11.000	23.000	34.000	41.000	0.000	0.000
986	Capacity Building of Tertiary Care Hositals Un-Approved Punjab	500.000	0.000	0.000	60.000	60.000	250.000	190.000	0.000
987	Deployment of Automated System in Tertiary Care Hospitals Un-Approved Punjab	105.000	0.000	15.000	25.000	40.000	65.000	0.000	0.000

SPECIALIZED HEALTH CARE & MEDICAL EDUCATION

(Million Rs.)

GS No	Scheme Information Approval Date / Location	Est. Cost	Accum. Exp June,16	Provision for 2016-17			MTDF Projections		Throw fwd Beyond June, 2019
				Cap	Rev	G. Total (Cap+Rev)	2017-18	2018-19	
1	2	3	4	5	6	7	8	9	10
988	Purchase of Ventilators for Hospitals in Punjab Un-Approved Punjab	115.000	0.000	0.000	115.000	115.000	0.000	0.000	0.000
989	Provision of Missing facilities, Rehabilitation and Improvement of Existing Equipment in Teaching Hospitals Un-Approved Punjab	200.000	0.000	0.000	200.000	200.000	0.000	0.000	0.000
Sub-Total: Tertiary Care Hospitals		13,511.482	0.000	300.000	3,585.000	3,885.000	4,231.482	3,345.000	2,050.000
Medical Education									
990	Establishment of Medical College at Attock. Un-Approved Attock	1,500.000	0.000	5.000	0.000	5.000	500.000	500.000	495.000
991	Establishment of Medical College at Bhakkar. Un-Approved Bhakkar	1,500.000	0.000	5.000	0.000	5.000	500.000	500.000	495.000
992	Upgradation of Pathology Department, Library & Purchase of Two Buses, PMC Faisalabad. Un-Approved Faisalabad	60.000	0.000	15.000	45.000	60.000	0.000	0.000	0.000
993	Feasibility for Establishment of Narowal Medical College in District Narowal, (PC-II). Un-Approved Narowal	10.000	0.000	0.000	10.000	10.000	0.000	0.000	0.000
994	Reconstruction of de'Montmorency College of Dentistry, Lahore Un-Approved Lahore	3,355.000	0.000	5.000	0.000	5.000	300.000	500.000	2,550.000
995	Establishment of Punjab Institute of Neuro Sciences, Lahore (Phase-III). Un-Approved Lahore	711.000	0.000	60.000	40.000	100.000	611.000	0.000	0.000
996	Construction of 5 Nos. Lecture Theatres at Nishtar Medical College, Multan Un-Approved Multan	60.000	0.000	53.000	7.000	60.000	0.000	0.000	0.000
997	Provision of Two Buses for the students of QAMC, Bahawalpur. Un-Approved Bahawalpur	15.000	0.000	0.000	15.000	15.000	0.000	0.000	0.000
998	Upgradation of Nursing Schools into Colleges. Phase-I Un-Approved Punjab	800.000	0.000	20.000	20.000	40.000	360.000	400.000	0.000
999	Revamping of Institute of Public Health Un-Approved Punjab	150.000	0.000	10.000	35.000	45.000	105.000	0.000	0.000
Sub-Total: Medical Education		8,161.000	0.000	173.000	172.000	345.000	2,376.000	1,900.000	3,540.000
Research and Development									
1000	Strategic Management Unit in SH&ME including internal Policy and Monitoring Unit. Un-Approved Punjab	172.000	0.000	0.000	40.000	40.000	92.000	40.000	0.000
1001	Health Reporting System Un-Approved Punjab	198.296	0.000	0.000	15.000	15.000	100.300	82.996	0.000

SPECIALIZED HEALTH CARE & MEDICAL EDUCATION

(Million Rs.)

GS No	Scheme Information Approval Date / Location	Est. Cost	Accum. Exp June,16	Provision for 2016-17			MTDF Projections		Throw fwd Beyond June, 2019
				Cap	Rev	G. Total (Cap+Rev)	2017-18	2018-19	
1	2	3	4	5	6	7	8	9	10
1002	Hospital Management Information System Un-Approved Punjab	500.000	0.000	0.000	5.000	5.000	250.000	245.000	0.000
Sub-Total: Research and Development		870.296	0.000	0.000	60.000	60.000	442.300	367.996	0.000
Specialized Health Care & Miscellaneous									
1003	Establishment of PMU & Hiring of a Consultant Firm for Mother & Child Hospital, Muree. 10-12-2015 Rawalpindi , Murree	200.000	0.000	0.000	45.000	45.000	50.000	50.000	55.000
1004	Establishment of 100 Beded Mother & Child Hospital, Muree (in collaboration with Federal Government.) Un-Approved Rawalpindi , Murree	3,000.000	0.000	450.000	0.000	450.000	1,500.000	1,050.000	0.000
1005	Establishment of Blood Centres at Faisalabad with Assistance of KFW. Un-Approved Faisalabad	90.000	0.000	0.000	5.000	5.000	85.000	0.000	0.000
Sub-Total: Specialized Health Care & Miscellaneous		3,290.000	0.000	450.000	50.000	500.000	1,635.000	1,100.000	55.000
Total: NEW SCHEMES		25,832.778	0.000	923.000	3,867.000	4,790.000	8,684.782	6,712.996	5,645.000
Total: ADP		91,352.008	32,798.450	7,894.280	9,105.720	17,000.000	19,371.974	13,359.140	7,879.823
OTHER DEVELOPMENT PROGRAMME									
ODP									
1006	Pakistan Kidney and Liver Institute (PKLI), Lahore. Lahore	18,000.000	6,000.000	0.000	4,000.000	4,000.000	8,000.000	0.000	0.000
1007	Expansion of Recp Tayyip Erdogan Hospital, Muzaffargarh and Centralized Blood Banking System in Punjab Muzaffargarh	3,500.000	0.000	0.000	1,900.000	1,900.000	1,600.000	0.000	0.000
1008	Health Insurance Programme, Punjab	2,500.000	450.000	0.000	1,500.000	1,500.000	550.000	0.000	0.000
1009	Establishment of Divisional Rehabilitation Centres at Sargodha, Bahawalpur & Gujranwala. Punjab	100.000	0.000	40.000	60.000	100.000	0.000	0.000	0.000
Sub-Total: ODP		24,100.000	6,450.000	40.000	7,460.000	7,500.000	10,150.000	0.000	0.000
Total: OTHER DEVELOPMENT PROGRAMME		24,100.000	6,450.000	40.000	7,460.000	7,500.000	10,150.000	0.000	0.000
Grand Total		115,452.008	39,248.450	7,934.280	16,565.720	24,500.000	29,521.974	13,359.140	7,879.823

PRIMARY AND SECONDARY HEALTHCARE

Vision

Ensuring sound access to primary and secondary health facilities for the target population with a medical care system that is effective, efficient and responsive to the needs of all socio-economic groups, in particular, those of low- income communities and women of reproductive age; facilitating collaboration with the private sector and enlisting the aid of the civil society for the furtherance of these goals.

Policy

Access to adequate healthcare is the right of every citizen and an explicit health policy is enunciated with the objective of ensuring universal health coverage whereby all income groups have access to high-quality and affordable preventive, curative and rehabilitative healthcare services. The public sector has a crucial role in the provision of adequate healthcare facilities at affordable costs to low-income segments of the population which could otherwise be deprived of the same.

An effective health policy also has a great long-term impact on economic and social development. Firstly, a healthier workforce is more productive; secondly, lowering the population growth rate by ensuring access to adequate family planning services, reduces the burden on resources that could be expended on growth-oriented goals.

Objectives

- Measurable impact on Sustainable Development Goals (SDGs) through major interventions in the health services delivery with significant reduction in incidence of diseases
- Standardization of service delivery through effective implementation of Minimum Service Delivery Standards (MSDS)
- Removal of regional disparities by increased focus on less developed areas
- Focus on preventive health care through enhanced allocation in rapid responsive vertical programmes targeting hard to reach communities and campaigns aimed at educating communities and promoting behavior change.

- Provision of improved preventive, primary and secondary health care through inclusion of needs-based and result-oriented schemes in consonance with the current development regime
- Prioritization of needs-based consolidation, enhancement or up-gradation of the existing health facilities and on-going projects over creation of new infrastructure or brick and mortar related initiatives
- Complementing current pro-poor investments effectively and strategically
- Institutional Strengthening through a) organizational restructuring of key oversight bodies such as Directorate General Health Services, Office of Chief Drug Controller, Provincial Quality Control Board and b) provision of missing facilities in DHQ and THQ Hospitals.
- Revamping of Drug Control Regime through the establishment of state of the art Drug Testing Lab at Lahore and refurbishing Drug Testing Labs at Faisalabad, Rawalpindi, Multan and Bahawalpur
- Streamlining logistical arrangements through integration of IT based systems and business processes
- Strengthening of project management, financial management and procurement controls
- Provision of OPD and diagnostic facilities in far-flung areas
- Expansion of immunization coverage and provision of emergency ambulance services
- Effectively combating of non-communicable diseases (NCDs)

Strategic Interventions

Greater Focus on Preventive Health Care & Attainment of SDGs

Punjab has a unique burden of disease where on the one hand preventable diseases still take a heavy toll, on the other hand, diseases which were previously believed to have had been effectively curtailed, have re-emerged. This is particularly in view of the targets set under Sustainable Development Goals (SDGs) such as the end of epidemics such as aids, tuberculosis and malaria by the year 2030, and control over hepatitis, water-born diseases and other communicable diseases while reduction to one-third of premature mortality due to non-communicable diseases through ensuring availability of effective prevention and treatment.

The following programmes of preventive healthcare will be continued in next financial year:

- Prevention & Control of Hepatitis Programme
- Expanded Programme for Immunization (EPI)
- Integrated Reproductive Maternal, Newborn & Child Health (RMNCH) and Nutrition Programme
- TB Control Programme
- HIV/AIDS Control Programme
- Infection Control Program
- Strengthening of Permanent Transit Points, Punjab (For Vaccination)

Primary Health Care

In Primary Health Care (PHC), the government's policy is geared toward consolidation of resources and integration of schemes and up-gradation of existing health facilities to improve the level of services being rendered to populations in the catchment areas has been prioritized over investment in creation of new infrastructure. Measures to strengthen primary health care facilities will include needs-based allocation of resources for up-grading BHUs and RHCs to improve their scope of services in order to optimally utilize the existing primary health care infrastructure.

One feature of these upgraded services at the local level would be the provision of 24/7 primary health care services at selected BHUs, RHCs, THQ and DHQ Hospitals as well as provision of round the clock Emergency Obstetrics & Newborn Care (EmONC) services in all districts. The government further proposes to enhance the outreach of primary health care services through creation of clusters of BHUs and through provision of mobile health diagnostic facilities. Purchase of Mobile Health Units will serve communities in remote areas that are otherwise neglected.

Other interventions for improvements in primary health care facilities are as under:

- 13 Nos. BHUs are being upgraded to RHCs and up-gradation of 03 BHUs to RHCs has been proposed.
- 07 New BHUs are under construction and 05 New have been proposed.
- 03 New RHCs are under construction.
- 03 BHUs are being up-graded by provision of missing facilities.

- 02 RHCs are being up-graded and up-gradation of 07 new RHCs have been proposed by provision of missing facilities.
- Clustering of BHUs to enhance outreach of Healthcare Services.

Secondary Health Care

The government has a renewed focus on the intermediate level of health care to ensure accessibility and affordability of specialized care, therapeutic and emergency services for local populations in all districts; and while consolidation is still the guiding principle, construction of DHQ and THQ hospitals and up-gradation of RHCs to THQ hospitals will ensure greater health coverage and protection from financial risks for low income communities seeking specialized care.

In order to address the lack of adequate transport facilities which is a major contributing factor to high infant and mother mortality rates as well as mortality among cardiac patients, especially in the less developed areas, provision of ambulances for DHQs / THQs, Rural areas is under progress. One of the major infrastructure investments to be undertaken would be the establishment of a 100-bedded General Hospital at Wah Cantt Rawalpindi. Construction of Trauma Centres at THQ Hospital, Wazirabad, DHQ Hospital Muzaffargarh and Lodhran is also underway to improve treatment facilities for victims of accidents, which would also contribute materially to the SDG target of reduction in the number of deaths by road accidents.

Other interventions for improvements in secondary health care facilities are as under:

- Revamping of all DHQs in Punjab.
- Revamping of 15 THQs in Punjab.
- 03 New DHQ Hospitals are under construction and 01 Nos. new DHQ Level Hospital is proposed
- 11 New THQ Hospitals are under construction and 06 Nos. new THQ/THQ level Hospitals are proposed.
- Up-gradation of 16 THQ Hospitals is in progress while 08 THQ Hospitals are proposed to be upgraded.
- Up-gradation of 14 DHQ Hospitals is going on while 02 DHQ Hospitals are proposed to be upgraded.
- Up-gradation of 06 RHCs to THQ Hospitals is going on and up-gradation of 02 RHCs to THQ Hospitals has been proposed

- Replacement of x-ray units in 40 RHC / THQ hospitals in Punjab

Drug Testing Laboratories

Continuous surveillance of the safety and efficacy of the pharmaceutical products is crucial for achieving the ultimate goal of ensuring safety and effectiveness of the medical care and treatment available to patients. Drug testing laboratories also perform the paramount function of helping maintain food safety standards. Following is a brief description of schemes which are included in ADP 2016-17: -

- Up-gradation of Drug Testing Laboratory Lahore
- Consultancy Service to Prepare ISO 17025 - 2005 Accreditation of Drug Testing Laboratory, Lahore
- Restructuring and Re-modeling of DTL Rawalpindi
- Restructuring and Re-modeling of DTL Faisalabad
- Restructuring and Re-modeling of DTL Multan
- Restructuring and Re-modeling of DTL Bahawalpur
- Revamping of Chief Drug Controller Office

Achievements of Financial Year 2015-16

During financial year 2015-16, 75 Nos. of schemes have been completed in which some of the major schemes are given below:-

- Construction of RHC, Renovation of Rural Health Centre Rangoo Tehsil Hazro District Attock
- Provision of an Ambulance and X-ray machine to RHC Mureedwala District Faisalabad
- Provision of missing facilities in RHC Daira Din Pannah, District Muzaffargarh
- Up-gradation of RHC Kallar Syedan into THQ Hospital District Rawalpindi
- Up-gradation of RHC Kot Chuhtta to THQ Level, D.G Khan
- Extension of Dialysis Centre in DHQ Hospital, Bhakkar
- Rehabilitation of DHQ, Hospital, Hafizabad
- Construction of Residential Block at THQ Hospital, Dunyapur, District Lodhran
- Establishment of Drugs Testing Laboratory, Rawalpindi
- Up-gradation of THQ Hospital, Darya Khan, District Bhakkar

- Up-gradation of THQ Hospital Jaranwala, District Faisalabad
- Up-gradation of THQ Hospital Arifwala, District Pakpattan
- Up-gradation of THQ Hospital Chobara, District Layyah
- Up-gradation of THQ Hospital, Ahmadpur East, District Bahawalpur
- Up-gradation of THQ Hospital, Sadiqabad, District RY Khan
- Up-gradation of THQ Hospital, Liaqatpur, District R.Y.Khan
- Establishment of 20 Bedded Hospital at Manawala, Dist Sheikhpura

Targets for Financial Year 2016-17

During financial year 2016-17, 86 Nos. of schemes (55 on-going schemes and 31 new schemes) will be completed in which some of the major targets are given below:-

- Revamping of all DHQ Hospitals in Punjab
- Revamping of 15 THQ Hospitals in Punjab
- Up-gradation of 02 BHUs
- Completion of 07 New BHUs
- Up-gradation of 03 RHCs
- Up-gradation of 05 BHUs into RHCs
- Completion of 01 New RHCs
- Up-gradation of 10 THQ Hospitals
- Completion of 10 New THQ Hospitals
- Up-gradation of 08 DHQ Hospitals
- Completion of 01 New DHQ Hospital
- Provision of Emergency Ambulance Service in Three Districts of Punjab
- Consultancy Services to Prepare ISO 17025 - 2005 Accreditation of Drug Testing Laboratory, Lahore
- Restructuring and Re-modeling of Drug Testing Laboratories (DTLs) in Rawalpindi, Faisalabad, Multan and Bahawalpur
- Replacement of X-ray Units in 40 RHCs / THQ Hospitals

MTDF 2016-19
Primary and Secondary Healthcare : Summary
Development Programme 2016-17

<i>(Million Rs.)</i>					
Sub-Sector	Capital	Revenue	Total	F. Aid	Total
Ongoing Schemes					
Regular	2001.539	3424.621	5426.160	0.000	5426.160
Total	2,001.539	3,424.621	5,426.160	0.000	5,426.160
New Schemes					
Regular	904.051	11469.789	12373.840	0.000	12373.840
Total	904.051	11,469.789	12,373.840	0.000	12,373.840
Other Dev. Program					
ODP	0.000	200.000	200.000	0.000	200.000
Total (Ongoing+New+ODP)	2,905.590	15,094.410	18,000.000	0.000	18,000.000

Development Programme 2017-18

Ongoing Schemes					
Regular	2201.693	3705.867	5907.560	0.000	5907.560
Total	2,201.693	3,705.867	5,907.560	0.000	5,907.560
New Schemes					
Regular	1130.856	12541.584	13672.440	0.000	13672.440
Total	1,130.856	12,541.584	13,672.440	0.000	13,672.440
Total (Ongoing+New)	3,332.549	16,247.451	19,580.000	0.000	19,580.000

Development Programme 2018-19

Ongoing Schemes					
Regular	2421.862	4076.454	6498.316	0.000	6498.316
Total	2,421.862	4,076.454	6,498.316	0.000	6,498.316
New Schemes					
Regular	1243.942	13795.742	15039.684	0.000	15039.684
Total	1,243.942	13,795.742	15,039.684	0.000	15,039.684
Total (Ongoing+New)	3,665.804	17,872.196	21,538.000	0.000	21,538.000

MTDF 2016-19: Grand Total 59,118.000

PRIMARY & SECONDARY HEALTHCARE: SUMMARY

(Million Rs.)

Type / Sub Sector	No. of Schemes	Provision for 2016-17				Projection for 2017-18	Projection for 2018-19
		Capital	Revenue	Foreign Aid	G. Total (Cap+Rev)		
<u>ON-GOING SCHEMES</u>							
Preventive Health Care	5	0.000	1,650.000	0.000	1,650.000	9,627.331	2,000.000
Primary Health Care	33	469.084	173.517	0.000	642.601	376.235	40.000
Secondary Health Care	67	1,526.918	1,454.563	0.000	2,981.481	5,377.567	0.000
Research & Development	4	5.537	90.890	0.000	96.427	36.540	0.000
Total: ON-GOING SCHEMES	109	2,001.539	3,368.970	0.000	5,370.509	15,417.673	2,040.000
<u>NEW SCHEMES</u>							
Preventive Health Care	5	0.000	3,190.000	0.000	3,190.000	4,808.129	4,600.000
Primary Health Care	27	184.642	446.955	0.000	631.597	943.000	195.000
Secondary Health Care	35	652.409	256.834	0.000	909.243	5,481.044	1,145.701
Research & Development	14	90.000	897.651	0.000	987.651	950.850	0.000
Special Initiatives	9	101.000	6,610.000	0.000	6,711.000	205.000	0.000
Total: NEW SCHEMES	90	1,028.051	11,401.440	0.000	12,429.491	12,388.023	5,940.701
Total: ADP	199	3,029.590	14,770.410	0.000	17,800.000	27,805.696	7,980.701
<u>OTHER DEVELOPMENT PROGRAMME</u>							
ODP	1	0.000	200.000	0.000	200.000	0.000	0.000
Total: OTHER DEVELOPMENT PROGRAMME	1	0.000	200.000	0.000	200.000	0.000	0.000
Grand Total	200	3,029.590	14,970.410	0.000	18,000.000	27,805.696	7,980.701

PRIMARY & SECONDARY HEALTHCARE

Preventive Health Care

(Million Rs.)

GS No	Scheme Information Approval Date / Location	Est. Cost	Accum. Exp June,16	Provision for 2016-17			MTDF Projections		Throw fwd Beyond June, 2019
				Cap	Rev	G. Total (Cap+Rev)	2017-18	2018-19	
1	2	3	4	5	6	7	8	9	10

ON-GOING SCHEMES

Preventive Health Care

1010	Enhanced HIV / AIDS Control Programme Punjab (Phase-I) Approved Punjab	1,638.132	956.583	0.000	100.000	100.000	581.549	0.000	0.000
1011	Prevention and Control of Hepatitis in Punjab (Phase-I) Approved Punjab	1,351.200	1,049.600	0.000	50.000	50.000	251.600	0.000	0.000
1012	Integrated Reproductive Maternal New Born & Child Health (IRMNCH) & Nutrition Program (Phase-I) Approved Punjab	9,392.207	2,973.983	0.000	400.000	400.000	6,018.224	0.000	0.000
1013	Strengthening of Expanded Programme for Immunization (EPI). Approved Punjab	13,000.000	270.000	0.000	1,000.000	1,000.000	2,000.000	2,000.000	7,730.000
1014	T.B. Control Programme. 15-08-09 Punjab	1,398.933	522.975	0.000	100.000	100.000	775.958	0.000	0.000
Sub-Total: Preventive Health Care		26,780.472	5,773.141	0.000	1,650.000	1,650.000	9,627.331	2,000.000	7,730.000

Primary Health Care

1015	Establishment of BHU in UC Arriari, Tehsil Kotli Sattian, District Rawalpindi. 13-10-14 Rawalpindi , Kotli Sattian	42.609	34.022	8.585	0.002	8.587	0.000	0.000	0.000
1016	Construction of Dispensary at Lal Kurti Rawalpindi 27-10-2015 Rawalpindi , Rawalpindi Sadar	10.742	5.027	5.101	0.614	5.715	0.000	0.000	0.000
1017	Construction / Improvement of Dispensary at Misrial road Rawalpindi. 14-11-2015 Rawalpindi , Rawalpindi City	8.392	5.027	2.751	0.614	3.365	0.000	0.000	0.000
1018	Construction of Dispensary at Dhoke Mustaqeem Rawalpindi 27-10-2015 Rawalpindi , Rawalpindi Sadar	11.107	10.227	0.266	0.614	0.880	0.000	0.000	0.000
1019	Up-gradation of BHU to RHC Level Hospital at Thoa Khalsa Tehsil Kahuta District Rawalpindi. 19-1-2015 Rawalpindi , Kahuta	45.368	10.000	8.655	16.713	25.368	10.000	0.000	0.000
1020	Re-construction of BHU Nalhad, Tehsil Jhand District Attock 16-10-2014 Attock , Jhand	31.021	15.511	15.510	0.000	15.510	0.000	0.000	0.000
1021	Up-gradation of BHU Khunda to RHC Khunda, Tehsil Jand District Attock 16-10-14 Attock , Jhand	63.375	35.000	11.381	16.994	28.375	0.000	0.000	0.000
1022	Up-gradation of BHU, Basharat to RHC level in Tehsil Choa Saiden Shah, District Chakwal. 07-9-15 Chakwal , Choa Saiden	67.748	30.000	0.000	25.000	25.000	12.748	0.000	0.000
1023	Up-gradation of BHU Hujjan to RHC level U/C # 40, Tehsil Kot Momin District Sargodha. 28-10-2015 Sargodha , Kot Momin	70.000	20.000	25.000	0.000	25.000	25.000	0.000	0.000

PRIMARY & SECONDARY HEALTHCARE

Primary Health Care

(Million Rs.)

GS No	Scheme Information Approval Date / Location	Est. Cost	Accum. Exp June,16	Provision for 2016-17			MTDF Projections		Throw fwd Beyond June, 2019
				Cap	Rev	G. Total (Cap+Rev)	2017-18	2018-19	
1	2	3	4	5	6	7	8	9	10
1024	Up-Gradation of BHU to RHC Ghosia Mehria Colony Khizarabad, District Sargodha 17-02-2016 Sargodha	70.000	1.000	25.000	0.000	25.000	44.000	0.000	0.000
1025	Establishment of Rural Health Centre at Chak No.469/GB, Samundri, Faisalabad 31-7-15 Faisalabad , Samundri	86.352	20.000	30.456	4.896	35.352	31.000	0.000	0.000
1026	Establishment of Rural Health Centre at 374/GB, District Faisalabad 23-02-2016 Faisalabad , Tandlianwala	95.279	1.000	25.000	0.000	25.000	69.279	0.000	0.000
1027	Establishment of Rural Health Dispensary at 44-GB, Tehsil Samundri, District Faisalabad. 09-12-2015 Faisalabad , Samundri	5.230	4.911	0.000	0.319	0.319	0.000	0.000	0.000
1028	Upgradation of BHU into RHC at Chak No.400/GB, Tehsil Tandlianwala District Faisalabad. 09-10-2015 Faisalabad , Tandlianwala	87.575	15.000	30.806	3.769	34.575	38.000	0.000	0.000
1029	Establishment of BHU at UC No. 96 Darbar Pir Salah Ud Din. Tehsil Tandlianwala District Faisalabad. 09-12-15 Faisalabad , Tandlianwala	27.891	10.000	17.023	0.868	17.891	0.000	0.000	0.000
1030	Construction of RHC Mongi Bunglow, Tehsil Gojra District Toba Tek Singh 15-1-15 Toba Tek Singh , Gojra	89.000	87.950	0.000	1.050	1.050	0.000	0.000	0.000
1031	Upgradation of BHU Rasool Pur Tarar into Rural Health Centre, Tehsil & District Hafizabad 11-12-2013 Hafizabad	108.537	82.157	0.000	14.000	14.000	12.380	0.000	0.000
1032	Up-gradation of BHU Karianwala to RHC Level, Gujrat. 18-11-2014 Gujrat , Kharian	80.150	63.150	17.000	0.000	17.000	0.000	0.000	0.000
1033	Establishment of BHU at Raan, Tehsil Phalia, District Mandi Bahauddin Approved Mandi Bahauddin , Phalia	50.000	1.000	10.000	0.000	10.000	19.000	20.000	0.000
1034	Upgradation of BHU into RHC Gaggar UC Kulluwal , Teshil Sambrial, Silakot 16-10-14 Sialkot , Sambrial	72.965	37.495	18.550	6.920	25.470	10.000	0.000	0.000
1035	Construction of BHU at Duggal UC Peero Chak Daska District Sialkot 09-04-16 Sialkot , Daska	45.060	1.000	25.000	0.000	25.000	19.060	0.000	0.000
1036	Upgradation of BHU Sher Garh into RHC, Tehsil & District Okara 16-10-14 Okara	73.012	45.000	14.822	13.190	28.012	0.000	0.000	0.000
1037	Provision of Missing Facilities at RHC Hujra Shah Muqem District Okara. 07-09-2015 Okara , Depalpur	39.196	15.000	0.000	24.196	24.196	0.000	0.000	0.000
1038	Upgradation of 16/GD Dispensary into BHU Okara Approved Okara , Depalpur	25.400	5.000	15.000	5.400	20.400	0.000	0.000	0.000
1039	Provision of Missing Facilities in RHC Kamir, District Sahiwal. 07-09-2015 Sahiwal	26.984	10.000	16.984	0.000	16.984	0.000	0.000	0.000

PRIMARY & SECONDARY HEALTHCARE

Primary Health Care

(Million Rs.)

GS No	Scheme Information Approval Date / Location	Est. Cost	Accum. Exp June,16	Provision for 2016-17			MTDF Projections		Throw fwd Beyond June, 2019
				Cap	Rev	G. Total (Cap+Rev)	2017-18	2018-19	
1	2	3	4	5	6	7	8	9	10
1040	Establishment of BHU at Chak No. 147/EB, District Pakpattan 07-09-2015 Pakpattan	39.092	10.000	24.561	4.531	29.092	0.000	0.000	0.000
1041	Upgradation of BHU Sardarpur, District Khanewal 07-1-14 Khanewal	86.185	63.785	0.000	22.400	22.400	0.000	0.000	0.000
1042	Up-gradation of Karam Dad Qureshi BHU to RHC, Sattian District Muzaffargarh. 07-09-2015 Muzaffargarh , Kot Addu	70.000	15.000	29.428	1.572	31.000	24.000	0.000	0.000
1043	Upgradation of BHU Paharpur into RHC, District Layyah 27-3-12 Layyah	26.058	21.605	0.000	4.453	4.453	0.000	0.000	0.000
1044	Establishment of Basic Health Unit at chak No. 59/DB, Tehsil Yazman Mandi, District Bahawalpur. 23-09-15 Bahawalpur , Yazman Mandi	49.346	15.000	31.645	2.701	34.346	0.000	0.000	0.000
1045	Establishment of Basic Health Unit at Chak No. 24/BC, Tehsil & District Bahawalpur. 23-09-15 Bahawalpur	54.261	10.000	25.560	2.701	28.261	16.000	0.000	0.000
1046	Establishment of BHU at Mauza Jhanb, Chiniot. Approved Chiniot , Bhawana	64.000	2.000	10.000	0.000	10.000	20.000	20.000	12.000
1047	Up-gradation of BHU to RHC Muahammadi Sharif, Tehsil Bhawana District Chiniot. 18-05-2016 Chiniot , Bhawana	70.000	19.232	25.000	0.000	25.000	25.768	0.000	0.000
Sub-Total: Primary Health Care		1,791.935	721.099	469.084	173.517	642.601	376.235	40.000	12.000

Secondary Health Care

1048	Establishment of General Hospital Wah, Rawalpindi (Phase I of 100 Beds) 25-02-15 Rawalpindi , Texila	1,325.205	1,100.000	0.000	225.205	225.205	0.000	0.000	0.000
1049	Upgradation of DHQ Hospital, Attock 16-10-14 Attock	102.075	93.621	3.000	5.454	8.454	0.000	0.000	0.000
1050	Provision of Missing Facilities at City Hospital, Talagang District Chakwal. 03-12-2015 Chakwal , Talagang	30.000	1.000	14.000	15.000	29.000	0.000	0.000	0.000
1051	Upgradation of THQ Hospital, Pind Dadan Khan, District Jhelum 10-12-14 Jhelum , Pind Dadan Khan	55.050	7.943	26.954	3.496	30.450	16.657	0.000	0.000
1052	Upgradation of THQ Hospital Shahpur, District Sargodha 04-09-2014 Sargodha , Shahpur	64.618	52.726	0.000	11.892	11.892	0.000	0.000	0.000
1053	Establishment of THQ Hospital, Quaidabad, District Khushab 10-12-2014 Khushab , Quaidabad	192.520	133.349	20.056	10.115	30.171	29.000	0.000	0.000
1054	Construction of Thalassaemia Unit at DHQ Hospital Mianwali. 15-11-12 Mianwali , Mianwalali	41.282	33.141	0.000	8.141	8.141	0.000	0.000	0.000

PRIMARY & SECONDARY HEALTHCARE

Secondary Health Care

(Million Rs.)

GS No	Scheme Information Approval Date / Location	Est. Cost	Accum. Exp June,16	Provision for 2016-17			MTDF Projections		Throw fwd Beyond June, 2019
				Cap	Rev	G. Total (Cap+Rev)	2017-18	2018-19	
1	2	3	4	5	6	7	8	9	10
1055	Up-Gradation of Govt. General Hospital (From 50-Bedded to 250Bed) Samanabad District Faisalabad 25-02-14 Faisalabad	702.851	273.906	50.000	0.562	50.562	378.383	0.000	0.000
1056	Up-gradation of RHC into 60-Bedded Hospital, Khurrianwala District Faisalabad. 03-12-2015 Faisalabad , Jaranwala	200.000	1.000	30.000	0.000	30.000	169.000	0.000	0.000
1057	Up-gradation of THQ Hospital, Samundari from 60 to 120-Bedded Hospital, District Faisalabad 07-9-15 Faisalabad , Samundri	197.603	25.000	30.518	3.085	33.603	139.000	0.000	0.000
1058	Up-gradation of THQ Hospital, Tandlianwala District Faisalabad. 05-11-2014 Faisalabad , Tandlianwala	140.982	25.000	30.591	1.000	31.591	84.391	0.000	0.000
1059	Establishment of Govt. General Hospital at Chak No.224/RB, Faisalabad. 03-06-15 Faisalabad	1,516.628	70.000	10.000	0.000	10.000	1,436.628	0.000	0.000
1060	Up-gradation of THQ Hospital Chak Jhumra (60-Bedded to 120-Bedded) District Faisalabad. 03-12-2015 Faisalabad , Chak Jhumra	300.000	1.000	30.000	1.000	31.000	268.000	0.000	0.000
1061	Construction of THQ Hospital, 18-Hazari District Jhang 12-02-2016 Jhang , 18-Hazari	114.672	92.403	22.269	0.000	22.269	0.000	0.000	0.000
1062	Upgradation of DHQ Hospital, Jhang 16-02-15 Jhang	134.906	85.476	7.721	41.709	49.430	0.000	0.000	0.000
1063	Upgradation of DHQ Hospital, Toba Tek Singh 31-3-11 Toba Tek Singh	451.448	264.878	0.000	80.000	80.000	106.570	0.000	0.000
1064	Establishment of City Hospital Kamalia District Toba Tek Sing Approved Toba Tek Singh , Kamalia	37.617	30.925	0.000	6.692	6.692	0.000	0.000	0.000
1065	Upgradation of THQ Hospital, Gojra. 07-04-2016 Toba Tek Singh , Gojra	60.139	46.239	0.100	13.800	13.900	0.000	0.000	0.000
1066	Construction of Trauma Centre and Gynae Ward in THQ Hospital, Wazirabad District Gujranwala 17-12-14 Gujranwala , Wazirabad	145.393	50.000	25.000	10.000	35.000	60.393	0.000	0.000
1067	Provision of Missing Facilities at THQ Hospital, Pindi Bhattain District Hafizabad. 10-08-2015 Hafizabad , Pindi Bhatian	49.900	30.000	0.000	19.900	19.900	0.000	0.000	0.000
1068	Construction of THQ Hospital, Sarai Alamgir, District Gujrat. 06-03-15 Gujrat , Sarai Alamgir	228.216	119.990	51.073	57.153	108.226	0.000	0.000	0.000
1069	Upgradation of Civil Hospital, Lalamusa into 40-Bedded Tehsil Level Hospital, District Gujrat 16-10-14 Gujrat , Kharian	174.384	92.949	81.435	0.000	81.435	0.000	0.000	0.000

PRIMARY & SECONDARY HEALTHCARE

Secondary Health Care

(Million Rs.)

GS No	Scheme Information Approval Date / Location	Est. Cost	Accum. Exp June,16	Provision for 2016-17			MTDF Projections		Throw fwd Beyond June, 2019
				Cap	Rev	G. Total (Cap+Rev)	2017-18	2018-19	
1	2	3	4	5	6	7	8	9	10
1070	Up-gradation of Maj. Shabbir Sharif Shaheed (Nishan-e-Haider) RHC Kunjah into 60-Bedded THQ Level Hospital, District Gujrat. 20-10-15 Gujrat	351.066	297.452	0.000	53.614	53.614	0.000	0.000	0.000
1071	Establishment of THQ Hospital Malikwal, District M.B. Din 10-3-12 Mandi Bahauddin , Malakwal	234.298	206.467	0.000	27.831	27.831	0.000	0.000	0.000
1072	Establishment of DHQ Hospital Mandi Baha-ud-Din 29-9-12 Mandi Bahauddin	925.877	313.819	130.000	0.000	130.000	482.058	0.000	0.000
1073	Upgradation of THQ Hospital, Pasrur, District, Sialkot 16-10-14 Sialkot , Pasrur	136.656	65.000	20.645	7.011	27.656	44.000	0.000	0.000
1074	Construction of DHQ Hospital, Narowal 23-04-2013 Narowal	589.536	571.827	3.325	14.384	17.709	0.000	0.000	0.000
1075	Upgradation of DHQ Hospital Narowal (from 125 Beds to 300 beds) 05-12-2014 Narowal	468.487	90.126	45.622	144.349	189.971	188.390	0.000	0.000
1076	Construction of Mian Mir Hospital, Lahore 15-05-2012 Lahore	540.888	504.580	0.000	36.308	36.308	0.000	0.000	0.000
1077	Establishment of 60 Bedded Tehsil Level Hospital at Sabzazar Scheme, Lahore Approved Lahore	273.075	252.496	0.000	20.579	20.579	0.000	0.000	0.000
1078	Establishment of 60 Bedded Tehsil Level Hospital at Lidhar Bedian Road, Lahore. 06-05-14 Lahore	338.131	318.063	0.000	20.068	20.068	0.000	0.000	0.000
1079	Establishment of 25-Bedded Tehsil Level Hospital at Samnabad, Lahore. 17-3-14 Lahore	199.390	163.410	0.000	35.980	35.980	0.000	0.000	0.000
1080	Establishment of 60 bedded Hospital,G.T.Road Manawan,Lahore 15-09-2015 Lahore , Lahore Cantt.	386.557	50.000	229.378	107.179	336.557	0.000	0.000	0.000
1081	Upgradation of RHC Kahna Nau as THQ Level 60 Bedded Hospital Kahna Nau 18-05-2016 Lahore , Model Town	230.000	2.000	148.000	80.000	228.000	0.000	0.000	0.000
1082	Up-Gradation of DHQ Hospital Nankana Sahib 19-5-15 Nankana Sahib	140.087	123.074	17.013	0.000	17.013	0.000	0.000	0.000
1083	Strengthening / Upgradation of DHQ Hospital, Kasur from 197 to 300 Beds 16-10-14 Kasur	199.977	60.000	44.847	5.130	49.977	90.000	0.000	0.000
1084	Construction of 60 Bedded THQ Level Hospital, at Kot Radha Kishan District Kasur. Approved Kasur , Kot Radha Krishan	196.413	123.390	5.306	20.717	26.023	47.000	0.000	0.000
1085	Upgradation of DHQ Hospital Okara 17-02-11 Okara	321.252	131.448	20.855	6.949	27.804	162.000	0.000	0.000

PRIMARY & SECONDARY HEALTHCARE

Secondary Health Care

(Million Rs.)

GS No	Scheme Information Approval Date / Location	Est. Cost	Accum. Exp June,16	Provision for 2016-17			MTDF Projections		Throw fwd Beyond June, 2019
				Cap	Rev	G. Total (Cap+Rev)	2017-18	2018-19	
1	2	3	4	5	6	7	8	9	10
1086	Upgradation of RHC Renala Khurd into 60 Bedded THQ Hospital, District Okara 21-01-14 Okara , Renala Khurd	155.991	104.000	12.086	15.905	27.991	24.000	0.000	0.000
1087	Construction of Separate Emergency Block at DHQ Hospital, Okara (City) 04-03-2016 Okara	146.531	4.000	70.000	0.000	70.000	72.531	0.000	0.000
1088	Upgradation of DHQ Hospital, Pakpattan 04-09-14 Pakpattan	91.138	52.100	0.000	25.000	25.000	14.038	0.000	0.000
1089	Construction of Mian Muhammad Shahbaz Sharif General Hospital, Multan. 11-03-14 Multan	410.886	400.886	5.000	5.000	10.000	0.000	0.000	0.000
1090	Establishment of DHQ Hospital Multan 26-05-14 Multan	1,098.665	310.000	10.000	0.000	10.000	778.665	0.000	0.000
1091	Upgradation of THQ Hospital, Kehror Pacca, District Lodhran 10-12-2014 Lodhran , Kehrorh Pacca	118.018	50.000	20.000	20.000	40.000	28.018	0.000	0.000
1092	Establishment of New Trauma Center at Makhdoom Ali, District Lodhran 15-01-2014 Lodhran	81.192	39.720	0.000	25.000	25.000	16.472	0.000	0.000
1093	Upgradation of THQ Hospital, Kabirwala, District Khanewal. 16-10-14 Khanewal , Kabirwala	55.161	12.768	11.767	30.626	42.393	0.000	0.000	0.000
1094	Up-gradation of DHQ Hospital, Khanewal (125 to 250 Beds) Approved Khanewal	137.524	127.524	2.267	7.733	10.000	0.000	0.000	0.000
1095	Upgradation of DHQ Hospital Vehari as a 300 Bedded Hospital 07-4-15 Vehari	624.484	463.704	30.309	5.000	35.309	125.471	0.000	0.000
1096	Establishment of THQ Hospital Fort Mannaro 04-09-14 Dera Ghazi Khan , Choti Zaren	157.559	107.000	25.245	0.314	25.559	25.000	0.000	0.000
1097	Establishment of Trauma Center at THQ Taunsa, D.G Khan Approved Dera Ghazi Khan , Taunsa	93.267	81.640	11.627	0.000	11.627	0.000	0.000	0.000
1098	Construction of Cardiology Centre at DHQ Hospital, Rajanpur 12-10-2015 Rajanpur	70.000	1.000	20.000	0.000	20.000	49.000	0.000	0.000
1099	Upgradation of THQ Hospital, Jatoi, District Muzaffargarh 04-09-14 Muzaffargarh , Jatoi	94.743	65.000	0.000	29.743	29.743	0.000	0.000	0.000
1100	Construction of Trauma Center and Dialysis Unit at DHQ Hospital Muzaffargarh 18-02-14 Muzaffargarh	110.000	91.736	18.264	0.000	18.264	0.000	0.000	0.000
1101	Upgradation of THQ Hospital, Alipur, District Muzaffargarh. 12-10-15 Muzaffargarh , Alipur	130.000	20.000	20.000	0.000	20.000	90.000	0.000	0.000

PRIMARY & SECONDARY HEALTHCARE

Secondary Health Care

(Million Rs.)

GS No	Scheme Information Approval Date / Location	Est. Cost	Accum. Exp June,16	Provision for 2016-17			MTDF Projections		Throw fwd Beyond June, 2019
				Cap	Rev	G. Total (Cap+Rev)	2017-18	2018-19	
1	2	3	4	5	6	7	8	9	10
1102	Establishment of Cardiac Centre at THQ Hospital Jatoi, District Muzaffargarh. 12-10-15 Muzaffargarh , Jatoi	99.562	23.725	20.000	20.000	40.000	35.837	0.000	0.000
1103	Establishment of Tehsil Level Hospital along with Trauma Centre at Fatehpur District Layyah 25-10-08 Layyah , Fatehpur	212.744	189.432	17.439	5.873	23.312	0.000	0.000	0.000
1104	Construction of Children Ward at DHQ Hospital, Layyah 04-09-14 Layyah	104.936	70.000	7.341	27.595	34.936	0.000	0.000	0.000
1105	Establishment of PCR Laboratory for DHQ Hospital, Layyah. 20-10-2015 Layyah	25.000	9.394	5.946	9.660	15.606	0.000	0.000	0.000
1106	Upgradation of THQ Hospital, Hasilpur, from 40 to 80 Beds, District Bahawalpur. 29-08-14 Bahawalpur , Hasilpur	212.622	144.000	20.000	20.000	40.000	28.622	0.000	0.000
1107	Upgradation of THQ Hospital, Chishtian, District Bahawalnagar. 12-2-16 Bahawalnagar , Chishtian	89.265	47.013	1.109	25.143	26.252	16.000	0.000	0.000
1108	Upgradation of DHQ Hospital Bahawalnagar 03-03-2014 Bahawalnagar	395.720	225.000	20.000	20.000	40.000	130.720	0.000	0.000
1109	Upgradation of THQ Hospital, Fort Abbas, District Bahawalnagar. 24-6-15 Bahawalnagar , Fort Abbas	42.249	33.569	0.000	8.680	8.680	0.000	0.000	0.000
1110	Establishment of Orthopedic Ward at THQ Hospital, Chishtian District Bahawalnagar. 07-09-2015 Bahawalnagar , Chishtian	95.465	20.000	20.000	0.000	20.000	55.465	0.000	0.000
1111	Establishment of Cardiac Ward at THQ Sadiqabad, District Rahim Yar Khan Approved Rahim Yar Khan , Sadiqabad	70.000	2.000	30.000	0.000	30.000	38.000	0.000	0.000
1112	Establishment of THQ Hospital Bhowana District Chiniot 16-5-12 Chiniot , Bhowana	216.878	36.810	30.810	1.000	31.810	148.258	0.000	0.000
1113	Up-gradation of RHC Lalian into 60-Bedded THQ Hospital, District Chiniot 27-01-14 Chiniot , Lalian	116.348	98.922	0.000	17.426	17.426	0.000	0.000	0.000
1114	Provision of Ambulances for DHQ's / THQ's and Cardiac Patients 04-02-14 Punjab	414.402	373.840	0.000	40.562	40.562	0.000	0.000	0.000
Sub-Total: Secondary Health Care		17,467.529	9,108.481	1,526.918	1,454.563	2,981.481	5,377.567	0.000	0.000
Research & Development									
1115	Consultancy Services to Prepare ISO 17025 - 2005 Accreditation of Drug Testing Laboratory, Lahore 17-03-2016 Lahore	59.000	9.800	0.000	49.200	49.200	0.000	0.000	0.000
1116	Upgradation of Drug Testing Laboratory Lahore 06-11-13 Lahore	199.628	190.273	5.537	3.818	9.355	0.000	0.000	0.000

PRIMARY & SECONDARY HEALTHCARE

Research & Development

(Million Rs.)

GS No	Scheme Information Approval Date / Location	Est. Cost	Accum. Exp June,16	Provision for 2016-17			MTDF Projections		Throw fwd Beyond June, 2019
				Cap	Rev	G. Total (Cap+Rev)	2017-18	2018-19	
1	2	3	4	5	6	7	8	9	10
1117	Computerization of Primary & Secondary Healthcare Department Through Health Information & Service Delivery Unit Approved Punjab	89.610	28.070	0.000	25.000	25.000	36.540	0.000	0.000
1118	Strengthening of Health Management Information System in Punjab 21-08-07 Punjab	194.780	181.908	0.000	12.872	12.872	0.000	0.000	0.000
Sub-Total: Research & Development		543.018	410.051	5.537	90.890	96.427	36.540	0.000	0.000
Total: ON-GOING SCHEMES		46,582.954	16,012.772	2,001.539	3,368.970	5,370.509	15,417.673	2,040.000	7,742.000

NEW SCHEMES

Preventive Health Care

1119	Prevention and Control of Hepatitis in Punjab (Phase-II) Un-Approved Punjab	1,950.000	0.000	0.000	450.000	450.000	800.000	700.000	0.000
1120	Infection Control Program Un-Approved Punjab	1,000.000	0.000	0.000	400.000	400.000	600.000	0.000	0.000
1121	Integrated Reproductive Maternal New Born & Child Health (IRMNCH) & Nutrition Program (Phase-II) Un-Approved Punjab	9,322.000	0.000	0.000	2,100.000	2,100.000	2,500.000	3,000.000	1,722.000
1122	Enhanced HIV / AIDS Control Programme Punjab (3 Years) (Phase-II) Un-Approved Punjab	1,900.000	0.000	0.000	190.000	190.000	810.000	900.000	0.000
1123	Strengthening of Permanent Transit Points, Punjab (For Vaccination) Un-Approved Punjab	148.129	0.000	0.000	50.000	50.000	98.129	0.000	0.000
Sub-Total: Preventive Health Care		14,320.129	0.000	0.000	3,190.000	3,190.000	4,808.129	4,600.000	1,722.000

Primary Health Care

1124	Establishment of BHU in Union Council Dhama Syedan, Tehsil and District Rawalpindi Un-Approved Rawalpindi	40.000	0.000	10.000	0.000	10.000	30.000	0.000	0.000
1125	Establishment of Mother Child Health Care Hospital Near Kohala, District Rawalpindi Un-Approved Rawalpindi, Rawalpindi Sadar	100.000	0.000	5.000	0.000	5.000	50.000	45.000	0.000
1126	Up-gradation of RHC Kammer Mushani, District Mianwali Un-Approved Mianwali, Kala Bagh	55.000	0.000	10.000	0.000	10.000	45.000	0.000	0.000
1127	Rehabilitation of Building for Kala Bagh Hospital, District Mianwali Un-Approved Mianwali, Kala Bagh	109.000	0.000	20.000	5.000	25.000	84.000	0.000	0.000
1128	Upgradation of BHU at Chak # 407/GB, UC 84, Tehsil Tandlianwala, District Faisalabad 15-03-2016 Faisalabad, Tandlianwala	35.000	0.000	34.132	0.868	35.000	0.000	0.000	0.000

PRIMARY & SECONDARY HEALTHCARE

Primary Health Care

(Million Rs.)

GS No	Scheme Information Approval Date / Location	Est. Cost	Accum. Exp June,16	Provision for 2016-17			MTDF Projections		Throw fwd Beyond June, 2019
				Cap	Rev	G. Total (Cap+Rev)	2017-18	2018-19	
1	2	3	4	5	6	7	8	9	10
1129	Up-gradation of BHU into RHC 203/GB Tehsil Tandlianwala District Faisalabad. Un-Approved Faisalabad , Tandlianwala	70.000	0.000	5.000	0.000	5.000	30.000	35.000	0.000
1130	Up-gradation of Civil Dispensary Garh Fateh Shah to RHC in Tehsil Tandlianwala, District Faisalabad. Un-Approved Faisalabad , Tandlianwala	70.000	0.000	5.000	0.000	5.000	30.000	35.000	0.000
1131	Establishment of Basic Health Unit at Kot Essa Shah, Dist. Jhang Approved Jhang , Shorkot	22.467	0.000	20.510	1.957	22.467	0.000	0.000	0.000
1132	Establishment of Dispensary at Mauza Karhianwala, Jhang. Un-Approved Jhang	3.000	0.000	0.000	3.000	3.000	0.000	0.000	0.000
1133	Establishment of Dispensary at Mauza Ballo Shahabal, Jhang. Un-Approved Jhang	3.000	0.000	0.000	3.000	3.000	0.000	0.000	0.000
1134	Upgradation of RHC Chwinda to the level of THQ, District Sialkot. Un-Approved Sialkot , Pasrur	70.000	0.000	10.000	0.000	10.000	30.000	30.000	0.000
1135	Upgradation of Baddomalhi Hospital, District Narowal Un-Approved Narowal	170.000	0.000	20.000	0.000	20.000	100.000	50.000	0.000
1136	Up-gradation of GRD Maingri to RHC At Town Maingri Tehsil Shakargarh District Narowal Un-Approved Narowal , Shakargarh	76.000	0.000	10.000	0.000	10.000	66.000	0.000	0.000
1137	Up-gradation of Rural Health Centre Narang Mandi, District Sheikhupura (20 Bedded into 40 Bedded Hospital) Un-Approved Sheikhupura , Muridke	170.000	0.000	10.000	0.000	10.000	160.000	0.000	0.000
1138	Provision of missing facilities in RHC, Farooq Abad, District Sheikhupura Un-Approved Sheikhupura , Khankadogra	25.000	0.000	5.000	20.000	25.000	0.000	0.000	0.000
1139	Establishment of BHU at Village Mahmuwali, District Sheikhupura. Un-Approved Sheikhupura , Sheikhupura	40.000	0.000	5.000	0.000	5.000	35.000	0.000	0.000
1140	Up-Gradation of RHC Qaboola District Pakpattan Un-Approved Pakpattan	70.000	0.000	5.000	0.000	5.000	65.000	0.000	0.000
1141	Provision of Missing Facilities for Staff at Rural Health Center 93/D Noorpur District Pakpattan. Un-Approved Pakpattan	48.000	0.000	5.000	0.000	5.000	43.000	0.000	0.000
1142	Establishment of Dispensary Mohalla Bashirabad UC. Un-Approved Multan	5.000	0.000	0.000	5.000	5.000	0.000	0.000	0.000
1143	Up-Gradation of BHU Mahni Sial to RHC, Tehsil Kabirwala District Khanewal. Un-Approved Khanewal , Kabirwala	70.000	0.000	5.000	0.000	5.000	65.000	0.000	0.000
1144	Up-gradation of RHC Shah Jamal, District Muzaffargarh. Un-Approved Muzaffargarh	60.000	0.000	0.000	5.000	5.000	55.000	0.000	0.000

PRIMARY & SECONDARY HEALTHCARE

Primary Health Care

(Million Rs.)

GS No	Scheme Information Approval Date / Location	Est. Cost	Accum. Exp June,16	Provision for 2016-17			MTDF Projections		Throw fwd Beyond June, 2019
				Cap	Rev	G. Total (Cap+Rev)	2017-18	2018-19	
1	2	3	4	5	6	7	8	9	10
1145	Up-gradation of RHC Khangarh, District Muzaffargarh. Un-Approved Muzaffargarh	60.000	0.000	0.000	5.000	5.000	55.000	0.000	0.000
1146	Upgradation of BHU 161/A to RHC, District Layyah 13-08-2015 Layyah , Chobara	32.505	0.000	0.000	32.505	32.505	0.000	0.000	0.000
1147	Establishment of Dispensary at Noor-e-Wali City Rahim Yar Khan. Un-Approved Rahim Yar Khan	5.000	0.000	0.000	5.000	5.000	0.000	0.000	0.000
1148	Clustering of BHUs to Enhance Outreach of Health Care Services Un-Approved Punjab	10.625	0.000	0.000	10.625	10.625	0.000	0.000	0.000
1149	Introduction of Mobile Health Units Tehsil Level (Outsource) Un-Approved Punjab	150.000	0.000	0.000	150.000	150.000	0.000	0.000	0.000
1150	Provision of Mobile Health Diagnostic Facilities at BHUs (Small Health Unit- Locally Procured) Un-Approved Punjab	200.000	0.000	0.000	200.000	200.000	0.000	0.000	0.000
Sub-Total: Primary Health Care		1,769.597	0.000	184.642	446.955	631.597	943.000	195.000	0.000

Secondary Health Care

1151	Construction of Additional Block for Upgradation of THQ Hospital, Murree (OPD Block, Admin Block, and Mortuary & Renovation of existing building of THQ Murree) District Rawalpindi Approved Rawalpindi , Murree	111.165	0.000	40.000	71.165	111.165	0.000	0.000	0.000
1152	Establishment of THQ Hospital in Potohar Town District Rawalpindi. Un-Approved Rawalpindi	300.000	0.000	50.000	0.000	50.000	250.000	0.000	0.000
1153	Water Supply Scheme DHQ Hospital, Chakwal. 10-7-15 Chakwal	18.918	0.000	0.000	18.918	18.918	0.000	0.000	0.000
1154	Establishment of DHQ level Hospital (100 Bedded) at District Complex Chakwal Un-Approved Chakwal	400.000	0.000	100.000	0.000	100.000	300.000	0.000	0.000
1155	Up-gradation of THQ Hospital, Sohawa, District Jhelum from 40 to 60-Bedded Hospital. Un-Approved Jhelum , Sohawa	300.000	0.000	15.000	0.000	15.000	285.000	0.000	0.000
1156	Establishment of THQ Hospital Dina, District Jhelum. Un-Approved Jhelum	450.000	0.000	50.000	0.000	50.000	400.000	0.000	0.000
1157	Up-gradation of 125-Bedded DHQ Hospital Khushab at Jauharabad into 250-Bedded Hospital. Un-Approved Khushab , Jauharabad	700.000	0.000	5.000	0.000	5.000	695.000	0.000	0.000
1158	Provision of missing facilities in Diagnostic Center at DHQ Hospital Mianwali 06-04-16 Mianwali	53.170	0.000	10.270	9.730	20.000	33.170	0.000	0.000
1159	Establishment of Mother and Child Center, Bhakkar Un-Approved Bhakkar	30.000	0.000	15.000	15.000	30.000	0.000	0.000	0.000

PRIMARY & SECONDARY HEALTHCARE

Secondary Health Care

(Million Rs.)

GS No	Scheme Information Approval Date / Location	Est. Cost	Accum. Exp June,16	Provision for 2016-17			MTDF Projections		Throw fwd Beyond June, 2019
				Cap	Rev	G. Total (Cap+Rev)	2017-18	2018-19	
1	2	3	4	5	6	7	8	9	10
1160	Upgradation of RHC Chak No. 153/RB Tehsil Chak Jhumra Dist. Faisalabad Un-Approved Faisalabad , Chak Jhumra	162.320	0.000	10.000	0.000	10.000	152.320	0.000	0.000
1161	Upgradation of Emergency Department of Govt Eye Cum General Hospital, Gojra Dist TT Singh Un-Approved Toba Tek Singh , Gojra	60.139	0.000	20.139	0.000	20.139	40.000	0.000	0.000
1162	Establishment of 60 Bedded Tehsil Headquarter Hospital Pirmahal, Toba Tek Singh Un-Approved Toba Tek Singh ,	298.000	0.000	15.000	0.000	15.000	283.000	0.000	0.000
1163	Establishment of 40 bedded Gynae / Children and Emergency Ward with allied facilities for 24 hours Services at City Hospital, Toba Tek Singh. Un-Approved Toba Tek Singh	155.000	0.000	35.000	0.000	35.000	120.000	0.000	0.000
1164	Establishment of 10 beded New Emergency Block at THQ Kamalia. Un-Approved Toba Tek Singh	15.000	0.000	10.000	0.000	10.000	5.000	0.000	0.000
1165	Establishment of Dialysis Center at THQ Kamalia. Un-Approved Toba Tek Singh	10.000	0.000	5.000	0.000	5.000	5.000	0.000	0.000
1166	Construction of 120 bedded Hospital at Jinnah Road near Sagheer Shaheed Park Gujranwala Un-Approved Gujranwala , Gujranwala City	935.000	0.000	15.000	0.000	15.000	450.000	470.000	0.000
1167	Up-gradation of THQ Hospital Kamoke (from 60 Bedded to 100 Bedded). Un-Approved Gujranwala	200.000	0.000	50.000	0.000	50.000	150.000	0.000	0.000
1168	Upgradation of RHC Zafarwal as THQ Hospital District Narowal. Un-Approved Narowal , Zafarwal	200.000	0.000	15.000	0.000	15.000	185.000	0.000	0.000
1169	Establishment of 100 Bedded Hospital at Town Ship, Lahore. Un-Approved Lahore , Model Town	415.000	0.000	5.000	0.000	5.000	210.000	200.000	0.000
1170	Establishment of 100-Bedded Hospital at Daroghawala, Lahore. Un-Approved Lahore , Lahore Cantt.	300.000	0.000	5.000	0.000	5.000	151.299	143.701	0.000
1171	Establishment of 40-Bedded Hospital at Ashiana-e-Iqbal, Lahore. Un-Approved Lahore , Lahore Cantt.	250.000	0.000	5.000	0.000	5.000	245.000	0.000	0.000
1172	Acquisition of Land for Upgradation of RHC Kahna Nau into 60 Bedded Tehsil level Hospital 12-05-2016 Lahore , Model Town	117.021	0.000	0.000	117.021	117.021	0.000	0.000	0.000
1173	Up-gradation of DHQ Hospital, Sheikhpura (Establishment of Diagnostic Centre, Cardiac Centre and other facilities at DHQ Hospital, Sheikhpura) Un-Approved Sheikhpura , Sheikhpura	687.000	0.000	5.000	0.000	5.000	350.000	332.000	0.000
1174	Up-gradation of THQ Hospital, Chunian District Kasur. Un-Approved Kasur , Chunian	80.000	0.000	15.000	0.000	15.000	65.000	0.000	0.000

PRIMARY & SECONDARY HEALTHCARE

Secondary Health Care

(Million Rs.)

GS No	Scheme Information Approval Date / Location	Est. Cost	Accum. Exp June,16	Provision for 2016-17			MTDF Projections		Throw fwd Beyond June, 2019
				Cap	Rev	G. Total (Cap+Rev)	2017-18	2018-19	
1	2	3	4	5	6	7	8	9	10
1175	Construction of Residences at THQ Hospital KRK, Tehsil KRK, District, Kasur. Un-Approved Kasur	90.000	0.000	15.000	0.000	15.000	75.000	0.000	0.000
1176	Up-gradation of THQ Hospital, Depalpur District Okara to 120-Bedded Hospital. Un-Approved Okara , Depalpur	250.000	0.000	10.000	0.000	10.000	240.000	0.000	0.000
1177	Establishment of Gyne, Orthopedic and Paediatric Units at THQ Hospital, Chicha Watni Un-Approved Sahiwal , Chichawatni	73.000	0.000	10.000	5.000	15.000	58.000	0.000	0.000
1178	Up-gradation of RHC Noorshah from 20 to 40 bedded Hospital, Sahiwal. Un-Approved Sahiwal	21.000	0.000	10.000	0.000	10.000	11.000	0.000	0.000
1179	Establishment of Dialysis Center at THQ Hospital Mian Channu, District Khanewal. Un-Approved Khanewal , Mian Channu	100.000	0.000	15.000	0.000	15.000	85.000	0.000	0.000
1180	Provision of Dialysis Unit for THQ Mailsi, Vehari. Un-Approved Vehari , Mailsi	100.000	0.000	15.000	0.000	15.000	85.000	0.000	0.000
1181	Completion of Upgraded THQ Hospital Vehari from 60 to 100 beds Un-Approved Vehari	40.000	0.000	40.000	0.000	40.000	0.000	0.000	0.000
1182	Up-Gradation of THQ Hospital Kot Addu (i/c Dialysis Center). Un-Approved Muzaffargarh	100.000	0.000	0.000	20.000	20.000	80.000	0.000	0.000
1183	Construction of Urology Ward in DHQ Hospital, Muzaffargarh. Un-Approved Muzaffargarh	15.000	0.000	10.000	0.000	10.000	5.000	0.000	0.000
1184	Completion of Residential Portion of THQ Fort abbas Un-Approved Bahawalnagar , Fort Abbas	7.000	0.000	7.000	0.000	7.000	0.000	0.000	0.000
1185	Upgradation of DHQ Hospital, Chiniot (From 70 to 250 Beds) Approved Chiniot	492.255	0.000	25.000	0.000	25.000	467.255	0.000	0.000
Sub-Total: Secondary Health Care		7,535.988	0.000	652.409	256.834	909.243	5,481.044	1,145.701	0.000
Research & Development									
1186	Restructuring and Re-modeling of DTL Rawalpindi Un-Approved Rawalpindi	77.000	0.000	9.000	68.000	77.000	0.000	0.000	0.000
1187	Restructuring and Re-modeling of DTL Faisalabad Un-Approved Faisalabad	86.000	0.000	6.000	80.000	86.000	0.000	0.000	0.000
1188	Remodeling of Existing Bio Medical Workshops in Lahore Un-Approved Lahore	200.000	0.000	10.000	40.000	50.000	150.000	0.000	0.000
1189	Restructuring and Re-modeling of DTL Multan Un-Approved Multan	114.000	0.000	15.000	99.000	114.000	0.000	0.000	0.000

PRIMARY & SECONDARY HEALTHCARE

Research & Development

(Million Rs.)

GS No	Scheme Information Approval Date / Location	Est. Cost	Accum. Exp June,16	Provision for 2016-17			MTDF Projections		Throw fwd Beyond June, 2019
				Cap	Rev	G. Total (Cap+Rev)	2017-18	2018-19	
1	2	3	4	5	6	7	8	9	10
1190	Restructuring and Re-modeling of DTL Bahawalpur Un-Approved Bahawalpur	100.000	0.000	0.000	100.000	100.000	0.000	0.000	0.000
1191	Establishment of Bio Medical Equipment Resource Centre (BERC) for P&SH Department Approved Punjab	55.651	0.000	0.000	55.651	55.651	0.000	0.000	0.000
1192	Institutional Strengthening of Primay & Secondary Healthcare Department Approved Punjab	20.000	0.000	0.000	20.000	20.000	0.000	0.000	0.000
1193	Establishmen of Directorate General of Monitoring and Evaluation Un-Approved Punjab	340.000	0.000	0.000	130.000	130.000	210.000	0.000	0.000
1194	Restructuring of Provincial Quality Control Board Un-Approved Punjab	65.000	0.000	0.000	65.000	65.000	0.000	0.000	0.000
1195	Revamping of Chief Drug Controller Office Un-Approved Punjab	50.000	0.000	0.000	50.000	50.000	0.000	0.000	0.000
1196	Remodeling of Existing Bio Medical Workshops in Rawalpindi and Multan Un-Approved Punjab	200.000	0.000	10.000	40.000	50.000	150.000	0.000	0.000
1197	Restructuring of Office of Directorate General, Health Services, Punjab Un-Approved Punjab	200.000	0.000	40.000	30.000	70.000	130.000	0.000	0.000
1198	Establishment of Policy & Strategic Planning Unit (PSPU) Un-Approved Punjab	140.000	0.000	0.000	20.000	20.000	120.000	0.000	0.000
1199	Establishment of Strategic Management Unit (FMC, PC, CMU and Strengthening of Planning Wing of PSHC) Un-Approved Punjab	290.850	0.000	0.000	100.000	100.000	190.850	0.000	0.000
Sub-Total: Research & Development		1,938.501	0.000	90.000	897.651	987.651	950.850	0.000	0.000
Special Initiatives									
1200	Establishment of Queue Management System at 5 DHQ Hospitals in Punjab (Pilot) Un-Approved Punjab	170.000	0.000	45.000	65.000	110.000	60.000	0.000	0.000
1201	Provision of Emergency Ambulance Service in Three Districts of Punjab (Pilot) Un-Approved Punjab	200.000	0.000	0.000	200.000	200.000	0.000	0.000	0.000
1202	Prevention and Control of Non-communicable Diseases like Diabetes, Hypertention, Cancer etc. Un-Approved Punjab	200.000	0.000	0.000	100.000	100.000	100.000	0.000	0.000
1203	Restructuring and rehabilitation of Medical Store Depot Un-Approved Punjab	96.000	0.000	51.000	45.000	96.000	0.000	0.000	0.000
1204	Replacement of x-ray units in 40 RHC/THQ Hospitals Un-Approved Punjab	200.000	0.000	0.000	200.000	200.000	0.000	0.000	0.000

PRIMARY & SECONDARY HEALTHCARE

Special Initiatives

(Million Rs.)

GS No	Scheme Information Approval Date / Location	Est. Cost	Accum. Exp June,16	Provision for 2016-17			MTDF Projections		Throw fwd Beyond June, 2019
				Cap	Rev	G. Total (Cap+Rev)	2017-18	2018-19	
1	2	3	4	5	6	7	8	9	10
1205	Establishment of Punjab Centre of Excellence for Disease Control Un-Approved Punjab	50.000	0.000	5.000	0.000	5.000	45.000	0.000	0.000
1206	Revamping of all DHQ Hospitals in Punjab Un-Approved Punjab	3,500.000	0.000	0.000	3,500.000	3,500.000	0.000	0.000	0.000
1207	Revamping of 15 THQ Hospitals in Punjab Un-Approved Punjab	1,500.000	0.000	0.000	1,500.000	1,500.000	0.000	0.000	0.000
1208	Purchase of Mobile Health Units. Un-Approved Punjab	1,000.000	0.000	0.000	1,000.000	1,000.000	0.000	0.000	0.000
Sub-Total: Special Initiatives		6,916.000	0.000	101.000	6,610.000	6,711.000	205.000	0.000	0.000
Total: NEW SCHEMES		32,480.215	0.000	1,028.051	11,401.440	12,429.491	12,388.023	5,940.701	1,722.000
Total: ADP		79,063.169	16,012.772	3,029.590	14,770.410	17,800.000	27,805.696	7,980.701	9,464.000

OTHER DEVELOPMENT PROGRAMME

ODP

1209	PSDGs / WB / DFID Sponsored Program. Punjab	200.000	0.000	0.000	200.000	200.000	0.000	0.000	0.000
Sub-Total: ODP		200.000	0.000	0.000	200.000	200.000	0.000	0.000	0.000
Total: OTHER DEVELOPMENT PROGRAMME		200.000	0.000	0.000	200.000	200.000	0.000	0.000	0.000
Grand Total		79,263.169	16,012.772	3,029.590	14,970.410	18,000.000	27,805.696	7,980.701	9,464.000

POPULATION PLANNING

Vision

Promoting prosperous, healthy and educated society where ***every family is planned***, every member nurtured and all citizens are provided with the opportunity and choice to attain improvement in the quality of their lives.

Goals

- Increase awareness of the adverse consequences of rapid population growth both at the national, provincial, district and community levels
- Plan, organize and implement family planning, advocacy and service delivery activities through the Family Health Clinics, Mobile Service Units, Family Welfare Centers, Registered Medical Practitioners, Hakeems and Homoeopaths
- Attain a reduction in fertility through improvement in access and quality of reproductive health services
- Reduce population momentum through a delay in the first birth, changing spacing patterns and reduction in family size desires

Objectives

- Reduce population growth rate from 1.9 per cent per annum in 2004 to 1.3 percent per annum by the year 2020
- Reduce fertility through enhanced voluntary contraceptive adoption to replacement level 2.1 births per woman by 2020
- Increase contraceptive prevalence rate from 38% to 60% by 2020
- Universal access to safe family planning methods by 2020
- Lower wanted family size from 3.0 to 2.5 by 2020 through an effective population communication and education programme focusing on small family size and its relationship with human welfare and environmental security.
- Capacity building of supervisory / field staff
- Involvement of NGOs and Private Sector

Strategy

- Develop and launch advocacy campaigns to address special groups, such as, policy makers, opinion leaders, youth and adolescents

- Increase ownership of population issues by the stakeholders and strengthen their participation in the processes of service delivery and program design
- Reduce unmet need for family planning services by making available quality family planning & Reproductive Health services to all married couples who want to limit or space their children
- Ensure provision of quality services especially to the poor, under-served and un-served populations in rural areas and urban slums
- Strengthen contribution to population activities by civil society players, particularly media and NGOs through social marketing of contraceptives and through local manufacture of contraceptives

Achievements of Financial Year 2015-16

During financial year 2015-16, 02 Nos. of schemes have been completed which are given below:-

- Strengthening of Population Welfare Training Institute, Lahore
- Regional Training Institutes at Multan & Lahore: Restructuring & Reorganization

Major Initiatives for 2016-17

The following new projects have been proposed for implementation during next financial year:

- **Punjab Population Innovation Fund (PPIF):** --- *The objective of the Fund is to expand the coverage and improve quality of family planning services for the citizens of Punjab especially in rural, poor and underserved areas. The Fund will supplement the activities of Population Welfare Department and Health Department by financing innovative and result based programs of public, non-government and private sector organizations for enhancing the coverage and access of Family Planning services.*
- **Franchising of Clinical Services – (Pilot in 5 districts)**
- **Establishment of Adolescent Reproductive Health Education Cells in Family Health Clinics attached with 09 Teaching Hospitals**

Trends of Allocation

An amount of **Rs.1,336 million (ADP: Rs.936 million & ODP: Rs.400 million)** has been earmarked for Population Planning Sector in 2016-17 for implementation of 13 nos. schemes sponsored by Population Welfare Department with the involvement of private sector.

Trend of Allocation

(Million Rs)

S.No	Financial Year	Allocation
2.	2013-14	150
3.	2014-15	1,000
4.	2015-16	814
5.	2016-17	936

Other Development Programs 2016-17

(Million Rs)

S.No	Name of Scheme	Allocation
1.	Population Welfare Program	200
2.	Punjab Population Innovation Fund (PPIF)	200
	Total	400

MTDF 2016-19
Population Planning : Summary
Development Programme 2016-17

Million Rs.

Sub-Sector	Capital	Revenue	Total	F. Aid	Total
Ongoing Schemes					
Regular	14.726	820.038	834.764	0.000	834.764
Other Development Programme	0.000	200.000	200.000	0.000	200.000
Total	14.726	1,020.038	1,034.764	0.000	1,034.764
New Schemes					
Regular	0.000	101.236	101.236	0.000	101.236
Other Development Programme	0.000	200.000	200.000	0.000	200.000
Total	0.000	301.236	301.236	0.000	301.236
Total (ongoing+new)	14.726	1,321.274	1,336.000	0.000	1,336.000

Development Programme 2017-18

Ongoing Schemes					
Regular	16.000	903.000	919.000	0.000	919.000
Other Development Programme	0.000	220.000	220.000	0.000	220.000
Total	16.000	1,123.000	1,139.000	0.000	1,139.000
New Schemes					
Regular	0.000	111.000	111.000	0.000	111.000
Total	0.000	111.000	111.000	0.000	111.000
Total (ongoing+new)	16.000	1,234.000	1,250.000	0.000	1,250.000

Development Programme 2018-19

Ongoing Schemes					
Regular	18.000	993.000	1,011.000	0.000	1,011.000
Other Development Programme	0.000	242.000	242.000	0.000	242.000
Total	18.000	1,235.000	1,253.000	0.000	1,253.000
New Schemes					
Regular	0.000	122.000	122.000	0.000	122.000
Total	0.000	122.000	122.000	0.000	122.000
Total (ongoing+new)	18.000	1,357.000	1,375.000	0.000	1,375.000

MTDF 2016-19: Grand Total 3,961.000

POPULATION PLANNING: SUMMARY

(Million Rs.)

Type / Sub Sector	No. of Schemes	Provision for 2016-17				Projection for 2017-18	Projection for 2018-19
		Capital	Revenue	Foreign Aid	G. Total (Cap+Rev)		
<u>ON-GOING SCHEMES</u>							
Regular	3	14.726	820.038	0.000	834.764	2,698.930	0.000
Total: ON-GOING SCHEMES	3	14.726	820.038	0.000	834.764	2,698.930	0.000
<u>NEW SCHEMES</u>							
Regular	2	0.000	101.236	0.000	101.236	90.634	0.000
Total: NEW SCHEMES	2	0.000	101.236	0.000	101.236	90.634	0.000
Total: ADP	5	14.726	921.274	0.000	936.000	2,789.564	0.000
<u>OTHER DEVELOPMENT PROGRAMME</u>							
ODP	8	0.000	400.000	0.000	400.000	0.000	0.000
Total: OTHER DEVELOPMENT PROGRAMME	8	0.000	400.000	0.000	400.000	0.000	0.000
Grand Total	13	14.726	1,321.274	0.000	1,336.000	2,789.564	0.000

POPULATION PLANNING

(Million Rs.)

GS No	Scheme Information Approval Date / Location	Est. Cost	Accum. Exp June,16	Provision for 2016-17			MTDF Projections		Throw fwd Beyond June, 2019
				Cap	Rev	G. Total (Cap+Rev)	2017-18	2018-19	
1	2	3	4	5	6	7	8	9	10

ON-GOING SCHEMES

Regular

1210	Hiring of 116 Monitoring & Evaluation Assistants for inspection of service delivery outlets of PWD,Punjab. 31-03-2016 Punjab	60.480	27.599	0.000	32.881	32.881	0.000	0.000	0.000
1211	Construction of 11 Family Health Clinics. 19-05-2016 Sialkot, Gujrat, Muzaffargarh, Toba Tek Singh, Rajanpur, Sargodha, Jhang/Chiniot, Rawalpindi, Sheikhpura, Kotli Loharan, Sarai Alamgir, Jatoi, Gojra, Fazil Pur, Sahiwal, Lalian, Kotli Sattiyar, Fort Manro, Sharaqpur, Ahmad Pur Sial	185.000	99.160	14.726	71.114	85.840	0.000	0.000	0.000
1212	Expansion of Family Welfare Centres & Introduction of Community Based Family Planning Workers. 01-02-2015 Attock, Jehlum, Rajanpur, Sargodha, Toba Tek Sing, Bahawalpur, Dera Ghazi Khan, Kasur, Rahim Yar Khan, Mandi Baha Ud Din, Muzaffargarh, Khushab, Mianwali, Bhakkar, Narowal, Chakwal, Layyah, Gujrat, Bahawalnagar, Pakpattan, Hafizabad, Okara.	3,779.219	364.246	0.000	716.043	716.043	2,698.930	0.000	0.000
Sub-Total: Regular		4,024.699	491.005	14.726	820.038	834.764	2,698.930	0.000	0.000
Total: ON-GOING SCHEMES		4,024.699	491.005	14.726	820.038	834.764	2,698.930	0.000	0.000

NEW SCHEMES

Regular

1213	Franchising of Clinical Services (Pilot). Un-Approved Dera Ghazi Khan, Jhang, Rahim yar Khan, Layyah, Khushab	120.000	0.000	0.000	60.475	60.475	59.525	0.000	0.000
1214	Establishment of Adolescent Reproductive Health Education Cells in Family Health Clinics attached with 09 Teaching Hospitals. 19-05-2016 Lahore, Gujranwala, Multan, Bahawalpur, Sahiwal, Sargodha, Dera Ghazi Khan, Rawalpindi, Faisalabad.	71.870	0.000	0.000	40.761	40.761	31.109	0.000	0.000
Sub-Total: Regular		191.870	0.000	0.000	101.236	101.236	90.634	0.000	0.000
Total: NEW SCHEMES		191.870	0.000	0.000	101.236	101.236	90.634	0.000	0.000
Total: ADP		4,216.569	491.005	14.726	921.274	936.000	2,789.564	0.000	0.000

OTHER DEVELOPMENT PROGRAMME

ODP

1215	Regional Training Institute Faisalabad Approved Faisalabad	47.989	20.989	0.000	27.000	27.000	0.000	0.000	0.000
1216	Population Welfare Training Institute Approved Lahore	73.906	23.906	0.000	50.000	50.000	0.000	0.000	0.000
1217	Regional Training Institute, Lahore Approved Lahore	68.753	34.753	0.000	34.000	34.000	0.000	0.000	0.000

POPULATION PLANNING

(Million Rs.)

GS No	Scheme Information Approval Date / Location	Est. Cost	Accum. Exp June,16	Provision for 2016-17			MTDF Projections		Throw fwd Beyond June, 2019
				Cap	Rev	G. Total (Cap+Rev)	2017-18	2018-19	
1	2	3	4	5	6	7	8	9	10
1218	Strengthening of Population Welfare Training Institute, Lahore. Approved Lahore	35.264	23.264	0.000	12.000	12.000	0.000	0.000	0.000
1219	Regional Training Institute, Sahiwal Approved Sahiwal	48.650	22.650	0.000	26.000	26.000	0.000	0.000	0.000
1220	Regional Training Institute, Multan Approved Multan	56.932	27.932	0.000	29.000	29.000	0.000	0.000	0.000
1221	Punjab Population Innovation Fund Approved Punjab	200.000	0.000	0.000	200.000	200.000	0.000	0.000	0.000
1222	Regional Training Institutes at Multan & Lahore: Restructuring & Reorganization. Approved Lahore, Multan	38.951	16.951	0.000	22.000	22.000	0.000	0.000	0.000
Sub-Total: ODP		570.445	170.445	0.000	400.000	400.000	0.000	0.000	0.000
Total: OTHER DEVELOPMENT PROGRAMME		570.445	170.445	0.000	400.000	400.000	0.000	0.000	0.000
Grand Total		4,787.014	661.450	14.726	1,321.274	1,336.000	2,789.564	0.000	0.000

WATER SUPPLY & SANITATION

VISION

Provision of adequate, safe drinking water and sanitation facilities to the entire rural and urban communities of Punjab through equitable, efficient and sustainable services.

WATER & SANITATION POLICY

- Government of the Punjab aims to provide safe drinking water of an adequate quantity at an affordable cost through equitable, efficient and sustainable services to all citizens (Drinking Water Policy Approved in May, 2011).
- The goal of the provincial sanitation policy is to ensure that the entire population of Punjab has access to safe and affordable sanitation for a quality life. (Punjab Sanitation Policy has been formulated recognizing the significance of sanitation which is under approval).

OBJECTIVES

- To improve socio economic condition
- To improve health and nutrition outcome
- To raise living standard of the community by providing quality drinking water and improved sanitation services.
- To reduce spread of water borne diseases.

STRATEGIC INTERVENTIONS

- Special focus on need based interventions in water supply & sanitation sector.
- Effective measures have been taken to serve Southern Punjab.
- Maximum allocation is for on-going programme for timely completion of on-going schemes to avoid the cost overrun.
- Ensuring priority in resource distribution for sanitation sector.
- Ensuring regional equity (North & South Punjab) in the developmental portfolio.

- Ensuring water quality under Saaf Pani Initiative.
- 415 Water Supply Schemes (75 Urban and 340 Rural) are being executed by allocating funds of Rs. 4,575.387 million.
- 810 Sanitation schemes (160 Urban and 650 Rural) are being executed for which funds of Rs. 9,793.525 million are allocated.
- 19 Punjab based scheme are being executed for which funds of Rs. 631.088/- million are allocated.

ACHIEVEMENTS OF FINANCIAL YEAR 2015-16

- Originally 937 water supply & sanitation schemes were included but later on due to induction of new schemes through supplementary grant, the number of schemes increased to 1167, out of which 466 schemes (211 Water Supply & 255 Sanitation) have been completed by the end of June 2016 with an estimated cost of Rs. 7,870.200 million.
- Launch of WASH Sector development plan 2014-24.
- Launch of Tehsil level equity mapping water, sanitation & hygiene (WASH) Punjab, Pakistan.

NEW INITIATIVES OF FINANCIAL YEAR 2016-17

- Saaf Pani Initiative for clean drinking water on Punjab basis with an allocation of Rs. 30,000/- million.
- Augmentation of Sewerage Scheme Sargodha with an estimated cost of Rs. 1,200/- million.
- Comprehensive sewerage scheme, Chinaab Nagar, Chiniot with an estimated cost of Rs. 730/- million.
- Urban Sewerage/Drainage scheme, PCC Slab & Brick Pavement in Bhakkar City with an estimated cost Rs. 619/- million.
- Mega Sewerage Scheme Liaquatpur City with an estimated cost Rs. 500/- million.
- Water supply scheme Lalamusa and Rural Areas with an estimated cost Rs. 470/- million.
- Multi Sectoral Nutrition Strategy for WASH Including Water Supply, Sanitation, Hygiene, Waste Water Treatment, Disposal of Solid Waste (9 Villages of

Brackish /Barani Districts one from each Civil Division) with an estimated cost Rs. 900/- million.

TARGETS FOR FINANCIAL YEAR 2016-17

- 1244 Water Supply & Sanitation schemes have been included in ADP 2016-17 out of which 562 schemes (208 Water Supply, 351 Sanitation & 03 Punjab Based) are targeted to be completed by the end of FY 2016-17 with an allocation of Rs. 4,389.909 million.
- Implementation of Pakistan Approach to Total Sanitation (PATS) - Open Defecation Free (ODF) Programme in Punjab by declaring 3360 villages ODF in 36 Districts of Punjab with the coverage of more than 9 million people.
- 890 villages shall be declared ODF in 11 Districts of southern Punjab.
- Construction of Latrines at house hold level.
- Promoting the use of safe, hygienic Latrines for men, women and children.

OTHER DEVELOPMENT INITIATIVES FOR 2016-17

Sanitation component has been specially focused as a goal for clean Punjab by including major schemes as under:-

- Augmentation of sewerage Scheme Sargodha with an estimated cost of Rs. 1,200/- million.
- Urban Sewerage/Drainage scheme, PCC Slab & Brick Pavement in Bhakkar City with an estimated cost Rs. 619/- million.
- Mega Sewerage Scheme Liaquatpur City with an estimated cost Rs. 500/- million.
- Multi Sectoral Nutrition Strategy for WASH Including Water Supply, Sanitation, Hygiene, Waste Water Treatment, Disposal of Solid Waste (9 Villages of Brackish /Barani Districts one from each Civil Division) with an estimated cost Rs. 900/- million.

SAAF PANI INITIATIVE THROUGH PUNJAB SAAF PANI COMPANY

- The Government of Punjab has initiated a comprehensive project for clean drinking water (Punjab Saaf Pani Program) to ensure provision of safe & clean drinking water and to improve health of the entire population of the province.

- Punjab Saaf Pani (PSPC) Initiative is first ever endeavor by the Government of the Punjab to improve water supply services and quality of drinking water especially in the under-served and un-served rural areas of the province.
- The Punjab Saaf Pani company (PSPC) has been established as a special purpose vehicle (SPV) to conceive, plan, design, execute and manage projects for provision of new Water Supply schemes.
- Rs. 30,000/- million has been allocated for Saaf Pani Initiatives under ADP for Financial Year 2016-17. Out of which 73% funds is required for provision of safe drinking water in Southern Punjab and 27% are required for provision of safe drinking water in Northern Punjab.

To achieve these targets for financial year 2016-17, funds of Rs. 45,000/- million have been allocated in ADP 2016-17 out of which Rs. 8,000/- million allocation is for on-going schemes and Rs. 7,000/- million have been allocated for new programs. Funds of Rs. 30,000/- million have been allocated for Punjab Saaf Pani Program.

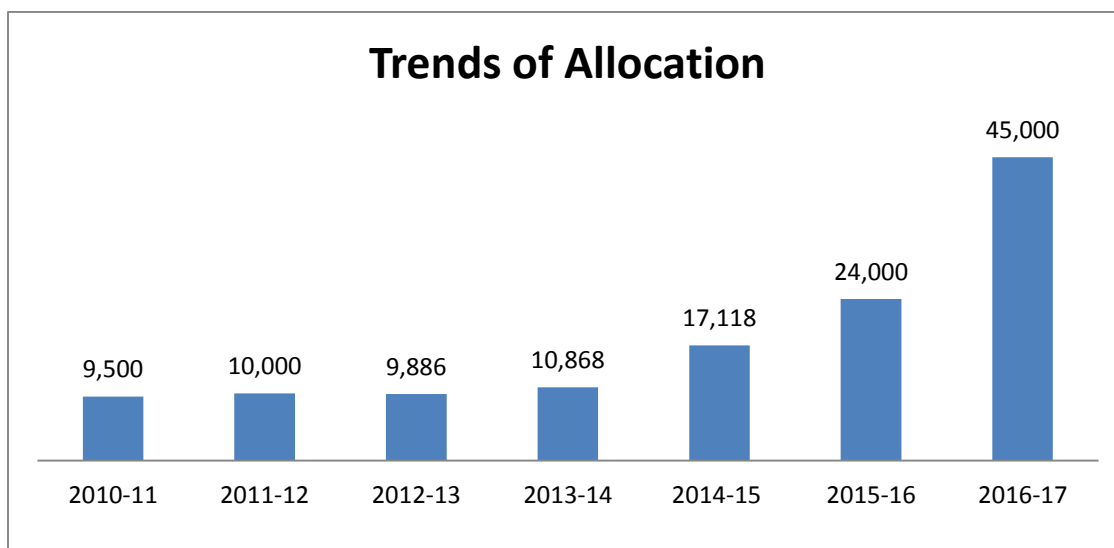
For provision of Water Supply and Sanitation facility, Punjab Government not only sustains its commitment but substantial resources have also been deployed for Water Supply & Sanitation.

TRENDS OF ALLOCATIONS

(Rs. in Million)

Sr. No	Year	Allocation
1	2010-11	9,500
2	2011-12	10,000
3	2012-13	9,886
4	2013-14	10,868
5	2014-15	17,118
6	2015-16	24,000
7	2016-17	45,000

Trends of Allocation



ALLOCATION FOR WATER SUPPLY IN FY 2016-17

(Rs. In Millions)

Sub-Sector	Allocation
Urban Water Supply	1,041.916
Rural Water Supply	3,533.471
Rehabilitation of Dysfunctional Rural Water Supply schemes	172.744
Total	4,748.131

ALLOCATION FOR SANITATION IN FY 2016-17

(Rs. In Millions)

Sub-Sector	Allocation
Urban Sewerage Schemes	2,742.484
Rural Drainage Schemes	7,051.041
Pakistan Approach To Total Sanitation (PATS)	100.000
WASH	150.000
Total	10,043.525

ALLOCATION FOR PUNJAB BASED SCHEMES ON FY 2016-17

Sub-Sector	Allocation
Punjab Based Schemes	208.344
Total	208.344

OTHER DEVELOPMENT PROGRAM 2016-17

Sub-Sector	Allocation
Saaf Pani initiative	30,000
Total	30,000

MTDF 2016-19
Water Supply & Sanitation : Summary
Development Programme 2016-17

Million Rs.

Sub-Sector	Capital	Revenue	Total	F. Aid	Total
Ongoing Schemes					
Urban Water Supply & Sanitation	0.000	2,226.069	2,226.069	0.000	2,226.069
Rural Water Supply & Sanitation	0.000	5,580.381	5,580.381	0.000	5,580.381
Punjab Based	0.000	193.550	193.550	0.000	193.550
Total (Ongoing)	0.000	8,000.000	8,000.000	0.000	8,000.000
New Schemes					
Urban Water Supply & Sanitation	0.000	1,558.331	1,558.331	0.000	1,558.331
Rural Water Supply & Sanitation	0.000	5,004.131	5,004.131	0.000	5,004.131
Punjab Based	0.000	437.538	437.538	0.000	437.538
Total (New)	0.000	7,000.000	7,000.000	0.000	7,000.000
Other Development Program					
Punjab Saaf Pani Program	0.000	30,000.000	30,000.000	0.000	30,000.000
Total (ODP)	0.000	30,000.000	30,000.000	0.000	30,000.000
Total (Ongoing+New+ODP)	0.000	45,000.000	45,000.000	0.000	45,000.000

Development Program 2017-18

Ongoing Schemes					
Urban Water Supply & Sanitation	0.000	9,138.049	9,138.049	0.000	9,138.049
Rural Water Supply & Sanitation	0.000	4,504.910	4,504.910	0.000	4,504.910
Punjab Based	0.000	130.529	130.529	0.000	130.529
Total (Ongoing)	0.000	13,773.486	13,773.486	0.000	13,773.486
New Schemes					
Urban Water Supply & Sanitation	0.000	3,695.432	3,695.432	0.000	3,695.432
Rural Water Supply & Sanitation	0.000	7,776.558	7,776.558	0.000	7,776.558
Punjab Based	0.000	2,192.909	2,192.909	0.000	2,192.909
Total (New)	0.000	13,664.899	13,664.899	0.000	13,664.899
Total (Ongoing+New)	0.000	27,438.385	27,438.385	0.000	27,438.385

Development Program 2018-19

Ongoing Schemes					
Urban Water Supply & Sanitation	0.000	8,624.996	8,624.996	0.000	8,624.996
Rural Water Supply & Sanitation	0.000	2,604.135	2,604.135	0.000	2,604.135
Punjab Basis	0.000	98.000	98.000	0.000	98.000
Total (Ongoing)	0.000	11,327.130	11,327.130	0.000	11,327.130
New Schemes					
Urban Water Supply & Sanitation	0.000	3,523.206	3,523.206	0.000	3,523.206
Rural Water Supply & Sanitation	0.000	4,498.321	4,498.321	0.000	4,498.321
Punjab Based	0.000	2,147.909	2,147.909	0.000	2,147.909
Total (New)	0.000	10,169.436	10,169.436	0.000	10,169.436
Total (Ongoing+New)	0.000	21,496.566	21,496.566	0.000	21,496.566
MTDF 2015-18: Grand Total					93,934.950

WATER SUPPLY & SANITATION: SUMMARY

(Million Rs.)

Type / Sub Sector	No. of Schemes	Provision for 2016-17				Projection for 2017-18	Projection for 2018-19
		Capital	Revenue	Foreign Aid	G. Total (Cap+Rev)		
<u>ON-GOING SCHEMES</u>							
Urban Water Supply Schemes	58	0.000	691.629	0.000	691.629	4,566.237	4,406.041
Urban Sewerage Drainage Schemes	128	0.000	1,534.440	0.000	1,534.440	4,571.812	4,218.955
Rural Water Supply Schemes	193	0.000	2,201.160	0.000	2,201.160	1,309.108	633.207
Rural Sewerage Drainage Schemes	306	0.000	3,379.221	0.000	3,379.221	3,195.802	1,970.928
Punjab	11	0.000	193.550	0.000	193.550	130.529	98.000
Total: ON-GOING SCHEMES	696	0.000	8,000.000	0.000	8,000.000	13,773.486	11,327.130
<u>NEW SCHEMES</u>							
Urban Water supply Schemes	17	0.000	350.287	0.000	350.287	922.726	803.900
Urban Sewerage Drainage Schemes	32	0.000	1,208.044	0.000	1,208.044	2,772.706	2,719.306
Rural Water Supply Schemes	147	0.000	1,332.311	0.000	1,332.311	1,377.148	440.272
Rural Sewerage Drainage Schemes	344	0.000	3,671.820	0.000	3,671.820	6,399.410	4,058.049
Punjab	8	0.000	437.538	0.000	437.538	2,192.909	2,147.909
Total: NEW SCHEMES	548	0.000	7,000.000	0.000	7,000.000	13,664.899	10,169.436
Total: ADP	1,244	0.000	15,000.000	0.000	15,000.000	27,438.385	21,496.566
<u>OTHER DEVELOPMENT PROGRAMME</u>							
ODP	1	0.000	30,000.000	0.000	30,000.000	0.000	0.000
Total: OTHER DEVELOPMENT PROGRAMME	1	0.000	30,000.000	0.000	30,000.000	0.000	0.000
Grand Total	1,245	0.000	45,000.000	0.000	45,000.000	27,438.385	21,496.566

WATER SUPPLY & SANITATION

Urban Water Supply Schemes

(Million Rs.)

GS No	Scheme Information Approval Date / Location	Est. Cost	Accum. Exp June,16	Provision for 2016-17			MTDF Projections		Throw fwd Beyond June, 2019
				Cap	Rev	G. Total (Cap+Rev)	2017-18	2018-19	
1	2	3	4	5	6	7	8	9	10

ON-GOING SCHEMES

Urban Water Supply Schemes

1223	Bulk Water Supply Project from River Jhelum to Murree 7-2-2009 Rawalpindi , Murree	4,254.770	1,013.048	0.000	5.000	5.000	1,618.361	1,618.361	0.000
1224	Water Supply Scheme Fazaiyia Housing Colony Turnol Tehsil & District Rawalpindi 1-1-2016 Rawalpindi	373.663	50.000	0.000	25.808	25.808	156.832	141.024	0.000
1225	Installation of Water supply scheme for residents of Fateh Jang Attock Approved Attock , Fateh Jang	484.223	156.871	0.000	10.000	10.000	158.676	158.676	0.000
1226	Water Supply Scheme Chakwal Based on Khai Dam 3-4-2014 Chakwal	572.103	128.085	0.000	10.000	10.000	217.009	217.009	0.000
1227	Est. of W.S. Scheme Talagang 17-09-2015 Chakwal , Talagang	91.750	41.000	0.000	10.000	10.000	20.375	20.375	0.000
1228	Reh: of W.S. Scheme Kallar Kahar 17-09-2015 Chakwal , Kallar Kahar	77.036	10.000	0.000	10.000	10.000	28.518	28.518	0.000
1229	W/S/S based on Naroomi Dhan Spring Phase-II Approved Jhelum , Pind Dadan Khan	288.227	265.980	0.000	10.000	10.000	12.247	0.000	0.000
1230	Comp: Urban Water Supply & Sewerage Drainage Scheme Phullarwan (Revised) 29-11-2012 Sargodha , Bhalwal	195.437	184.308	0.000	11.129	11.129	0.000	0.000	0.000
1231	Urban Water Supply Scheme Kot Momin (Revised) 30-01-2015 Sargodha , Kot Momin	184.332	152.282	0.000	10.000	10.000	22.050	0.000	0.000
1232	Aug: of Water Supply Scheme, Sargodha based on Canal Water Supply Sargodha. Phase-I 28-02-2014 Sargodha	252.190	150.127	0.000	10.000	10.000	46.032	46.032	0.000
1233	Water Supply Scheme 49-NB (Tail) & Adjoining Abadies in with improved material & better sustainability Sargodha City 26-02-2014 Sargodha	139.053	123.300	0.000	10.000	10.000	5.753	0.000	0.000
1234	Water Supply Scheme for Farooq Colony, Imtiazabad Abad Sargodha City 11-8-2015 Sargodha	97.990	31.000	0.000	10.000	10.000	28.495	28.495	0.000
1235	PC-II Conducting Study for Designing of Water Supply Scheme & Sewerage System along with Treatment Solution Sargodha City Approved Sargodha	8.000	4.964	0.000	1.536	1.536	1.500	0.000	0.000
1236	Water Supply Scheme Canal Park Sargodha city Approved Sargodha	4.120	3.507	0.000	0.613	0.613	0.000	0.000	0.000
1237	Comprehensive Water Supply & Sewerage Scheme Khushab Approved Khushab	328.747	320.280	0.000	8.467	8.467	0.000	0.000	0.000

WATER SUPPLY & SANITATION

Urban Water Supply Schemes

(Million Rs.)

GS No	Scheme Information Approval Date / Location	Est. Cost	Accum. Exp June,16	Provision for 2016-17			MTDF Projections		Throw fwd Beyond June, 2019
				Cap	Rev	G. Total (Cap+Rev)	2017-18	2018-19	
1	2	3	4	5	6	7	8	9	10
1238	Comp. U/W/S & Sew: Scheme Jauharabad 8-10-2009 Khushab	500.886	412.319	0.000	10.000	10.000	39.284	39.284	0.000
1239	Comprehensive Water Supply & Sewerage Scheme Mianwali 4-11-2015 Mianwali	493.846	474.444	0.000	19.402	19.402	0.000	0.000	0.000
1240	Urban Water Supply T.T.Singh (Revised) 10-4-2014 Toba Tek Singh	851.476	765.476	0.000	20.000	20.000	33.000	33.000	0.000
1241	Urban Water Supply Scheme for Pir Mahal Tehsil Kamalia, District T.T. Singh Approved Toba Tek Singh	344.269	335.806	0.000	8.463	8.463	0.000	0.000	0.000
1242	Extension / Improvement of Urban Water Supply Scheme Gojra City (Phase-I) District T.T. Singh. 17-01-2014 Toba Tek Singh , Gojra	154.441	140.262	0.000	14.179	14.179	0.000	0.000	0.000
1243	Comprehensive Water Supply Scheme Kamalia City 16-10-2014 Toba Tek Singh , Kamalia	459.088	139.725	0.000	38.000	38.000	140.682	140.682	0.000
1244	Urban Water Supply Scheme Gojra (Phase-II) - ADP 2015-16 1-1-2016 Toba Tek Singh , Gojra	518.734	30.000	0.000	20.000	20.000	234.367	234.367	0.000
1245	Rural Drainage/PCC Scheme Kot Nisar Shah,Boopara Khurd,Dhairr Virkan,Bhirri Shah Rehman,Dharoke,Sadu Pagala,Sadu Goraya,Dhillam Dogran,Gajar Gola and ratta Dhothran,Tehsil Nowshera Virkan,district Gujranwala Approved Gujranwala , Nowshera Virkan	109.270	12.000	0.000	10.000	10.000	43.635	43.635	0.000
1246	Rural Drainage/PCC Scheme, UC Shamsa Dada,UC Majju Chak,UC Bhoopra Kalan,UC Argan,UC Philloke and UC Abidabad,Tehsil Nowshera Virkan,district Gujranwala Approved Gujranwala , Nowshera Virkan	168.000	12.000	0.000	10.000	10.000	73.000	73.000	0.000
1247	Provision of Drains & PCC in the Streets at UC Mandiala Tega & UC Nangal Dona Singh,Tehsil kamoke & District Gujranwala. Approved Gujranwala , Kamonki	9.997	5.000	0.000	4.997	4.997	0.000	0.000	0.000
1248	Provision of Drains & PCC in the Streets at UC Machrala & UC Kali Suba Tehsil Kamoke,District Gujranwala. Approved Gujranwala , Kamonki	15.000	5.000	0.000	10.000	10.000	0.000	0.000	0.000
1249	Construction of Water Supply System Gujrat 10-2-2009 Gujrat	654.914	451.192	0.000	30.000	30.000	86.861	86.861	0.000
1250	Provision of water supply and Drainage Scheme for Dinga City Distt: Gujrat. 5-9-2014 Gujrat , Kharian	200.161	100.616	0.000	10.000	10.000	44.773	44.773	0.000
1251	Extension of Urban Water Supply and drainage scheme Sarai Alamgir City. 23-9-2014 Gujrat , Sara-i-Alamgir	159.462	79.697	0.000	10.000	10.000	34.883	34.883	0.000

WATER SUPPLY & SANITATION

Urban Water Supply Schemes

(Million Rs.)

GS No	Scheme Information Approval Date / Location	Est. Cost	Accum. Exp June,16	Provision for 2016-17			MTDF Projections		Throw fwd Beyond June, 2019
				Cap	Rev	G. Total (Cap+Rev)	2017-18	2018-19	
1	2	3	4	5	6	7	8	9	10
1252	Extension of Urban Water Supply and drainage scheme Azafi Abadies in Kharian City 23-9-2014 Gujrat , Kharian	118.058	50.000	0.000	10.000	10.000	29.029	29.029	0.000
1253	Improvement / Extension Urban Water Supply Sewerage & Drainage Scheme Malikwal City Approved Mandi Bahauddin , Malikwal	195.838	40.000	0.000	20.000	20.000	67.919	67.919	0.000
1254	Improvement / Extension Urban Water Supply Sewerage & Drainage Scheme M.B.Din City Approved Mandi Bahauddin	345.995	30.000	0.000	10.000	10.000	152.998	152.998	0.000
1255	Rehabilitation / Augmentation of Urban Water Supply Scheme Narowal City 30-09-2014 Narowal	190.771	100.409	0.000	10.000	10.000	40.181	40.181	0.000
1256	Urban Water Supply Scheme Kahna (Phase-I & II) 6-6-2014 Lahore , Lahore Cantt	198.189	98.405	0.000	20.000	20.000	39.892	39.892	0.000
1257	Urban Water Supply Scheme Muridkey Approved Sheikhupura , Muridke	450.000	20.000	0.000	10.000	10.000	210.000	210.000	0.000
1258	Provision of Open Water Supply Scheme Ferozwala Approved Sheikhupura , Ferozewala	175.524	25.000	0.000	20.000	20.000	65.262	65.262	0.000
1259	Urban Extension Water Supply and Sewerage Scheme Nankana Sahib 10-4-2014 Nankana Sahib	236.068	210.140	0.000	10.000	10.000	15.928	0.000	0.000
1260	Urban Water Supply & Sewerage/ Drainage Scheme Phool Nagar 14-04-2009 Kasur , Pattoki	472.900	456.965	0.000	15.935	15.935	0.000	0.000	0.000
1261	Water Supply Scheme Chunian (Amended) 21-08-2008 Kasur , Chunian	223.195	210.161	0.000	13.034	13.034	0.000	0.000	0.000
1262	Water Supply Scheme in Pattoki 21-08-2008 Kasur , Pattoki	206.823	199.343	0.000	7.480	7.480	0.000	0.000	0.000
1263	Water Supply, Drainage & PCC Scheme Outside Khudian District Kasur 25-08-2014 Kasur	176.169	131.897	0.000	10.000	10.000	24.272	10.000	0.000
1264	Extension / Improvement of Water Supply Scheme Southern City, Okara. 24-04-2014 Okara	904.489	573.330	0.000	10.000	10.000	160.580	160.580	0.000
1265	Reh.Urban Water Supply Scheme Hujra Shah Muqem 16-05-2014 Okara	102.148	97.108	0.000	5.040	5.040	0.000	0.000	0.000
1266	Water Supply Scheme Shergarh Renala Khurd Okara 20-03-15 Okara , Depalpur	106.144	36.889	0.000	20.000	20.000	24.628	24.628	0.000
1267	Urban Water Supply & Sewerage Scheme Pakpattan & Arifwala District Pakpattan 28-11-2008 Pakpattan , Pakpattan, Arifwala	680.399	662.396	0.000	10.000	10.000	8.003	0.000	0.000

WATER SUPPLY & SANITATION

Urban Water Supply Schemes

(Million Rs.)

GS No	Scheme Information Approval Date / Location	Est. Cost	Accum. Exp June,16	Provision for 2016-17			MTDF Projections		Throw fwd Beyond June, 2019
				Cap	Rev	G. Total (Cap+Rev)	2017-18	2018-19	
1	2	3	4	5	6	7	8	9	10
1268	Urban Water Supply & Sewerage Scheme Abdul Hakeem City Phase-I, District Khanewal. 17-01-2014 Khanewal , Kabirwala	133.316	123.703	0.000	9.613	9.613	0.000	0.000	0.000
1269	Urban Water Supply & Sewerage Scheme Khanewal City 5-9-2014 Khanewal , Kabirwala	193.934	107.997	0.000	10.000	10.000	37.969	37.969	0.000
1270	Rehabilitation of Water Supply and Sewerage Schemes in Tulamba City. 9-11-2015 Khanewal , Jahanian	106.963	10.000	0.000	10.000	10.000	43.482	43.482	0.000
1271	Comprehensive Water Supply & Sewerage Scheme for Luddan City District Vehari. 11-1-2016 Vehari	100.789	30.000	0.000	10.000	10.000	30.395	30.395	0.000
1272	Comprehensive Water Supply & Sewerage Scheme for vehari city. Approved Vehari	308.201	2.000	0.000	10.000	10.000	148.101	148.101	0.000
1273	Rehabilitaion of Urban Water Supply Scheme Fort Minroe 1-4-2015 Dera Ghazi Khan	254.629	80.382	0.000	20.000	20.000	77.124	77.124	0.000
1274	Comprehensive Water Supply Scheme Taunsa Sharif 12-12-2014 Dera Ghazi Khan , Taunsa	184.446	85.972	0.000	10.000	10.000	44.237	44.237	0.000
1275	Extension & Augmentation of Water Supply Scheme Sakhi Sarwar 16-12-14 Dera Ghazi Khan , Kot Chuttha	86.386	60.806	0.000	10.000	10.000	15.580	0.000	0.000
1276	Construction of Drain ,Soling Tuff tiles,Pavement,sewer line & water Supply line Qasba Kot Kaisrani,Tehsil Taunsa Sharif,District D.G .Khan Approved Dera Ghazi Khan , Taunsa	49.550	15.000	0.000	10.000	10.000	24.550	0.000	0.000
1277	Urban Water Supply Scheme,Muzaffargarh(Ammended) (PSDP) 10-11-2008 Muzaffargarh	447.366	379.054	0.000	10.000	10.000	29.156	29.156	0.000
1278	Rehabilitation and Agumentation of Water Supply Scheme, Bahawalpur 17-04-2014 Bahawalpur	290.805	256.300	0.000	10.000	10.000	24.505	0.000	0.000
1279	Water Supply Scheme/ Replacement of old damaged Pipelines, Tehsil Chishtian, Dsitt: Bahawalnagar (Revised). 11-8-2009 Bahawalnagar , Chishtian	165.964	163.031	0.000	2.933	2.933	0.000	0.000	0.000
1280	Water Supply Scheme Sadiqabad, Tehsil Sadiqabad, District R.Y. Khan. 12-5-2014 Rahim Yar Khan , Sadiqabad	693.306	271.067	0.000	10.000	10.000	206.120	206.120	0.000
Sub-Total: Urban Water Supply Schemes		19,789.550	10,125.644	0.000	691.629	691.629	4,566.237	4,406.041	0.000
Urban Sewerage Drainage Schemes									
1281	Urban sewerage / drainage scheme for Hassan Abdal City, Hassan Abdal, District Attock Approved Attock , Hassan Abdal	203.147	86.107	0.000	20.000	20.000	48.520	48.520	0.000

WATER SUPPLY & SANITATION

Urban Sewerage Drainage Schemes

(Million Rs.)

GS No	Scheme Information Approval Date / Location	Est. Cost	Accum. Exp June,16	Provision for 2016-17			MTDF Projections		Throw fwd Beyond June, 2019
				Cap	Rev	G. Total (Cap+Rev)	2017-18	2018-19	
1	2	3	4	5	6	7	8	9	10
1282	Urban Sewerage / Drainage & PCC for Fateh Jang City, Tehsil Fateh Jhang, District Attock. Approved Attock , Fateh Jang	104.360	30.000	0.000	10.000	10.000	32.180	32.180	0.000
1283	Urban Sewerage Scheme, Talagang City. 22-01-2015 Chakwal , Talagang	104.142	59.037	0.000	10.000	10.000	35.105	0.000	0.000
1284	Providing / laying of Sewerage System / construction / rehabilitation of storm water channel in Choa Saiden Shah District Chakwal 18-12-2013 Chakwal , Choa Saiden Shah	232.805	145.787	0.000	10.000	10.000	38.509	38.509	0.000
1285	Urban Sewerage Scheme Jhelum with Treatment Plant Approved Jhelum	539.592	351.910	0.000	20.000	20.000	83.841	83.841	0.000
1286	Comprehensive Sewerage Scheme Bhalwal Colonies 31-01-2014 Sargodha , Bhalwal	232.641	219.504	0.000	13.137	13.137	0.000	0.000	0.000
1287	Urban Sewerage Scheme for (Islam Pura, Zafar Colony, Qartaba Town, Jauhar Colony, Sultan Town, Shirazi park, Mujhid Colony, Ali Town, Gilwala Including Adjacent Colonies) & Abadies of (Yousaf park, Aziz Colony, Bashir Colony, Nawab Colony 9-6-2015 Sargodha	393.404	75.000	0.000	10.000	10.000	154.202	154.202	0.000
1288	Rehabilitation of Sewerage Scheme Kot Momin District Sargodha Approved Sargodha , Kot Momin	61.403	5.000	0.000	20.000	20.000	36.403	0.000	0.000
1289	Sewerage and Drainage Scheme at Chak No.60 Shamali Khizarabad – Ghosia Mehria Colony 25-08-2015 Sargodha	60.455	10.000	0.000	10.000	10.000	30.455	10.000	0.000
1290	Urban Drainage, Sullage Carrier & PCC Slabs in Khushab City 11-8-2015 Khushab	41.395	20.000	0.000	21.395	21.395	0.000	0.000	0.000
1291	Urban Sewerage / Drainag Scheme, Kamar Mushani, Mianwali. 5-9-2014 Mianwali , Isa Khel	184.012	79.775	0.000	25.000	25.000	39.619	39.619	0.000
1292	Sewerage, Drainage, PCC Slab at Kallur Kot City, Tehsil Kallur Kot, Distt: Bhakkar. 25-08-2015 Bhakkar , Kallur Kot	39.660	10.000	0.000	20.000	20.000	9.660	0.000	0.000
1293	Sewerage, Drainage, PCC Slab at Maibel, Tehsil Kallur Kot, Distt: Bhakkar. 25-08-2015 Bhakkar , Kallur Kot	10.000	3.000	0.000	7.000	7.000	0.000	0.000	0.000
1294	Urban Sewerage & Drainage Scheme Pir Mehal. 16-10-14 Toba Tek Singh , Pirmahal	324.461	70.000	0.000	20.000	20.000	117.231	117.231	0.000
1295	Ext./ Rehabilitation of Urban Sewerage Scheme Gojra, T.T.Singh - ADP 2015-16 12-11-2015 Toba Tek Singh , Gojra	468.885	30.000	0.000	20.000	20.000	209.443	209.443	0.000
1296	Extension / Rehabilitation of Urban Sewerage Scheme Karnalia City (Phase-II) 12-11-2015 Toba Tek Singh , Kamalia	397.742	15.000	0.000	40.000	40.000	171.371	171.371	0.000

WATER SUPPLY & SANITATION

Urban Sewerage Drainage Schemes

(Million Rs.)

GS No	Scheme Information Approval Date / Location	Est. Cost	Accum. Exp June,16	Provision for 2016-17			MTDF Projections		Throw fwd Beyond June, 2019
				Cap	Rev	G. Total (Cap+Rev)	2017-18	2018-19	
1	2	3	4	5	6	7	8	9	10
1297	Urban Sewerage Drainage Scheme Kamoke, District Gujranwala (Revised). 25-09-2014 Gujranwala , Kamonki	327.115	312.483	0.000	10.000	10.000	4.632	0.000	0.000
1298	Urban Sewerage Drainage Scheme Wazirabad 25-11-2013 Gujranwala , Wazirabad	170.353	159.849	0.000	10.504	10.504	0.000	0.000	0.000
1299	Provision of Sewerage & Water Supply Scheme at Ghakhar & Ladhaywala, District Gujranwala. 12-12-2014 Gujranwala	119.374	57.312	0.000	20.000	20.000	21.031	21.031	0.000
1300	Const: of Sewerage / Drainage / PCC Scheme Sodhra Talwara Tehsil Wazirabad 5-5-2015 Gujranwala , Wazirabad	120.508	26.500	0.000	10.000	10.000	42.004	42.004	0.000
1301	PCC and Drainage Facility at , Sadoki,Dargahapur and others in Tahsil Kamoki 15-10-15 Gujranwala , Nowshera Virkan	158.153	25.000	0.000	10.000	10.000	61.577	61.577	0.000
1302	Urban Sewerage Scheme / Drainage Scheme Eastern Side, (Ghari Awan & Allied Abadies). Hafizabad City 19-04-2014 Hafizabad	219.535	131.081	0.000	10.000	10.000	39.227	39.227	0.000
1303	Urban Drainage Scheme Jalapur Bhattian 19-12-2015 Hafizabad , Pindi Bhattian	96.640	35.000	0.000	20.000	20.000	20.820	20.820	0.000
1304	Provision of Sanitation / Drainage in City Pindi Bhattian Approved Hafizabad , Pindi Bhattian	167.781	10.000	0.000	10.000	10.000	73.891	73.891	0.000
1305	Urban Drainage Scheme, Kaleke Mandi. Approved Hafizabad	10.000	8.500	0.000	1.500	1.500	0.000	0.000	0.000
1306	Urban Drainage Scheme Ramkey Chatha i/c Allied Abadies. Approved Hafizabad	10.000	8.500	0.000	1.500	1.500	0.000	0.000	0.000
1307	Provision of Sewerage System Lala Musa Distt: Gujrat 11-8-2009 Gujrat , Kharian	167.469	157.913	0.000	9.556	9.556	0.000	0.000	0.000
1308	Construction of Two Pumps Station at Old G.T.Road Drain Gujrat. 7-9-2015 Gujrat	48.350	30.000	0.000	18.350	18.350	0.000	0.000	0.000
1309	Sewerage & Water Supply Tank for Bhiki Sharif Approved Mandi Bahauddin	116.103	48.284	0.000	20.000	20.000	37.819	10.000	0.000
1310	Sewerage & drainage Scheme for Qadirabad, M.B.Din. Approved Mandi Bahauddin , Phalia	71.991	59.835	0.000	12.156	12.156	0.000	0.000	0.000
1311	Sewerage / Drainage Scheme Malikwal City, Distt.M.B.Din Approved Mandi Bahauddin , Malikwal	248.563	50.000	0.000	20.000	20.000	89.282	89.282	0.000
1312	Urban Drainage and Sewerage Scheme Chawinda 16-1-14 Sialkot , Pasrur	58.453	49.814	0.000	8.639	8.639	0.000	0.000	0.000

WATER SUPPLY & SANITATION

Urban Sewerage Drainage Schemes

(Million Rs.)

GS No	Scheme Information Approval Date / Location	Est. Cost	Accum. Exp June,16	Provision for 2016-17			MTDF Projections		Throw fwd Beyond June, 2019
				Cap	Rev	G. Total (Cap+Rev)	2017-18	2018-19	
1	2	3	4	5	6	7	8	9	10
1313	Desilting of Nullah Bhed Restoration of Embankment & Construction of Bridges of Nullah Bhed Sialkot City 12-3-2015 Sialkot	171.567	150.567	0.000	1.000	1.000	20.000	0.000	0.000
1314	Const. of PCC Drainage / Sewerage for PP-125(Villages Lodhery, Bahoo Bhatti, Chacharwali, Langerwali, Sahowali, Nanowali, Maryam Colony Sahowali, Kot Mana, Bagwal Awan, Harar & Bhooni) 7-9-2015 Sialkot	20.000	10.000	0.000	10.000	10.000	0.000	0.000	0.000
1315	Const. of PCC, Brick Pavement and Drains, in villages Kotli Bawa, Faqeerchand, Kalkenagra 7-9-2015 Sialkot , Pasrur	30.000	17.000	0.000	13.000	13.000	0.000	0.000	0.000
1316	Construction of Streets (Drains, PCC) Mohallah Sharif Pur, Habib Pura, Bashir Pura, Nazir Abad Colony and others. 7-9-2015 Sialkot , Sambral	50.000	10.000	0.000	20.000	20.000	20.000	0.000	0.000
1317	Construction of Street PCC/Tuff Tiles Drains & Nullah in Mohallah Rasoolpur & More Sambrial, Tehsil Sambrial 7-9-2015 Sialkot , Sambral	30.000	15.000	0.000	10.000	10.000	5.000	0.000	0.000
1318	Construction of Street PCC / Tuff Tiles Drains & Nullah in Mandi Samrial and old Sambrial Tehsil Sambrial 7-9-2015 Sialkot , Sambral	30.000	15.000	0.000	10.000	10.000	5.000	0.000	0.000
1319	Construction of Street PCC / Tuff Tiles Drains Nullah in Mohallah Kareem Pura and old Alalaywali Tehsil Sambrial. 7-9-2015 Sialkot , Sambral	17.500	10.000	0.000	7.500	7.500	0.000	0.000	0.000
1320	Construction of Street PCC / Tuff Tiles Drains Nullah Teleli Phone wala Bazar 7-9-2015 Sialkot , Sambral	20.000	10.000	0.000	10.000	10.000	0.000	0.000	0.000
1321	Construction of Street PCC / Tuff Tiles Drains & Nullah Fazal Pura & adjoining Streets Sambrial City 7-9-2015 Sialkot , Sambral	30.000	10.000	0.000	20.000	20.000	0.000	0.000	0.000
1322	Sewerage scheme for Talwandi Bhindran, Narowal. 3-5-2014 Narowal	102.865	74.432	0.000	10.000	10.000	18.433	0.000	0.000
1323	Drainage / PCC with safe drinking water facilities in UC Chamrial, Rambri, Sakror, Dinga & narowal Ferozpur, Dhamphal Tehsil Zafarwal Approved Narowal , Zafarwal	29.404	15.000	0.000	14.404	14.404	0.000	0.000	0.000
1324	Comprehensive Sewerage Drainage, PCC Scheme Zafarwal, District Narowal Approved Narowal , Zafarwal	168.641	50.000	0.000	10.000	10.000	54.321	54.321	0.000
1325	Const: of PCC / Tuff tiles of City Package Zafarwal City Approved Narowal	70.100	10.000	0.000	10.000	10.000	25.050	25.050	0.000
1326	Disposal of waste water of M/S Pakistan Kidney & Liver Institute & Research Centre(Pkli&Re) Upto Hadiara Drain Along Bedian Road (External Works) Approved Lahore	79.792	39.000	0.000	10.000	10.000	30.792	0.000	0.000

WATER SUPPLY & SANITATION

Urban Sewerage Drainage Schemes

(Million Rs.)

GS No	Scheme Information Approval Date / Location	Est. Cost	Accum. Exp June,16	Provision for 2016-17			MTDF Projections		Throw fwd Beyond June, 2019
				Cap	Rev	G. Total (Cap+Rev)	2017-18	2018-19	
1	2	3	4	5	6	7	8	9	10
1327	PCC, Water filtration plant and sewerage drainage at Bilal Town, ferozpur road lahore 8-4-2015 Lahore , Raiwind	50.000	25.000	0.000	20.000	20.000	5.000	0.000	0.000
1328	Const: of PCC/Sewerage, Link street Sadar Park, Haji pura, Dubai Park, Ghausia Salamatpura & Karoom Nagar Approved Lahore	10.000	5.000	0.000	5.000	5.000	0.000	0.000	0.000
1329	Const: of PCC/Sewerage, Links Kalanderpura, Bagh Mahala, Harbanspura & Nawabpura, NA-124 Approved Lahore	10.000	5.000	0.000	5.000	5.000	0.000	0.000	0.000
1330	Const: of PCC/Sewerage, Mehmood Booti, Mahal Ghausia & Shahgohar, Sirajpura & Naseerabad Approved Lahore	10.000	5.000	0.000	5.000	5.000	0.000	0.000	0.000
1331	Const: of PCC/Sewerage Links streets Wali Park Gulshan park, Hameed pura, Toheed Park Approved Lahore	10.000	5.000	0.000	5.000	5.000	0.000	0.000	0.000
1332	Const: of PCC/Sewerage Links streets Chaman Park, Yahya Park & Shahdin Park Approved Lahore	10.000	5.000	0.000	5.000	5.000	0.000	0.000	0.000
1333	Const: of PCC/Sewerage Links streets Fateh Garh, Mahar Faiz Colony, Canal Park Ghausia Approved Lahore	10.000	5.000	0.000	5.000	5.000	0.000	0.000	0.000
1334	Const: of PCC/Sewerage Links streets Faisal Park, Maskeen pura, Jora Peer Approved Lahore	10.000	5.000	0.000	5.000	5.000	0.000	0.000	0.000
1335	Const: of PCC/Sewerage Links streets Rasheedpura, Kotli Peer, Angori Bagh & Pakistan Mint Approved Lahore	10.000	5.000	0.000	5.000	5.000	0.000	0.000	0.000
1336	Const: of PCC/Sewerage Links streets Sauware, Mujhaidabad, Sukh Nahar & Toheed Park Approved Lahore	10.000	5.000	0.000	5.000	5.000	0.000	0.000	0.000
1337	Const: of PCC/Sewerage Links streets, Fiaz Park, Shah Kamal Road & Gunj Bazar Approved Lahore	10.000	5.000	0.000	5.000	5.000	0.000	0.000	0.000
1338	Urban Sewerage / Drainage Scheme Sharqpur Approved Sheikhpura , Sharqpur 23-05-2009 Sheikhpura , Shariqpur	140.000	118.000	0.000	22.000	22.000	0.000	0.000	0.000
1339	Provision of Sewerage system in mohillah ghareeb abad etc City Sheikhpura 25-08-2014 Sheikhpura	157.452	65.000	0.000	25.000	25.000	33.726	33.726	0.000
1340	Provision of Sewerage Scheme Burjwala, Saleem Kot, Housing Colony, City Sheikhpura 12-12-2014 Sheikhpura	174.527	32.034	0.000	20.000	20.000	61.247	61.247	0.000
1341	Urban Drainage / Sewerage Scheme Farooqabad UC No. 88 Sheikhpura 17-08-2015 Sheikhpura	10.000	5.000	0.000	5.000	5.000	0.000	0.000	0.000

WATER SUPPLY & SANITATION

Urban Sewerage Drainage Schemes

(Million Rs.)

GS No	Scheme Information Approval Date / Location	Est. Cost	Accum. Exp June,16	Provision for 2016-17			MTDF Projections		Throw fwd Beyond June, 2019
				Cap	Rev	G. Total (Cap+Rev)	2017-18	2018-19	
1	2	3	4	5	6	7	8	9	10
1342	Urban Drainage / Sewerage Scheme Farooqabad UC No. 85 Sheikhpura 17-08-2015 Sheikhpura	10.000	5.000	0.000	5.000	5.000	0.000	0.000	0.000
1343	Urban Sewerage Scheme Ferozwala (New Sewer Lines) District Sheikhpura (1st Revised) 27-03-2015 Sheikhpura , Ferozewala	199.330	111.700	0.000	20.000	20.000	33.815	33.815	0.000
1344	Katcha Storm / Sullage Water Channel in District Sheikhpura Approved Sheikhpura	199.813	85.000	0.000	20.000	20.000	47.407	47.407	0.000
1345	Const: of Storm Water Channel / Ext. & Improvement Urban Sewerage / Drainage Scheme Shahkot Phase-II 26-02-2014 Nankana Sahib , Shah Kot	119.785	43.916	0.000	20.000	20.000	27.935	27.935	0.000
1346	Execution of Sanitation Sector Development scheme Shah Kot City District Nankana Sahib 12-3-2015 Nankana Sahib , Shah Kot	49.926	15.798	0.000	20.000	20.000	14.128	0.000	0.000
1347	Const: of Sewerage and PCC at Bucheki Town. 25-08-2014 Nankana Sahib	195.942	100.000	0.000	20.000	20.000	37.971	37.971	0.000
1348	Kasur Environmental Improvement Project, Disrtict Kasur 4-2-2009 Kasur	2,272.769	1,528.890	0.000	10.000	10.000	366.940	366.940	0.000
1349	Urban Sewerage Drainage Scheme, Pattoki 14-09-2009 Kasur , Pattoki	677.960	551.312	0.000	20.000	20.000	53.324	53.324	0.000
1350	Urban Sewerage Drainage Scheme & PCC Khudian Phase-I 24-01-2013 Kasur	159.846	136.867	0.000	15.979	15.979	7.000	0.000	0.000
1351	Drainage, PCC & Brick Pavement in Mustafabad 4-5-2012 Kasur	223.960	203.923	0.000	20.037	20.037	0.000	0.000	0.000
1352	Drainage, PCC & Brick Pavement in Raja Jang 4-5-2012 Kasur	196.327	184.470	0.000	11.857	11.857	0.000	0.000	0.000
1353	Sewerage Scheme Changa Manga, 14-12-2011 Kasur , Chunian	98.618	91.498	0.000	7.120	7.120	0.000	0.000	0.000
1354	Sewerage Drainage Scheme Kangan Pur District Kasur. 25-08-2014 Kasur , Chunian	166.640	64.999	0.000	25.000	25.000	38.321	38.321	0.000
1355	Urban Drainage, PCC & Brick Pavement scheme Kasur city District Kasur 9-2-2015 Kasur	477.272	109.999	0.000	20.000	20.000	168.637	178.637	0.000
1356	Urban PCC & Drainage Scheme Kot Radha Kishan District Kasur. 17-08-2015 Kasur	104.460	25.000	0.000	15.000	15.000	32.230	32.230	0.000
1357	Complete repair and renovation of sewerage system including PCC, drains, water channels, soling, tuff tiles etc. in M.C. Mandi Ahmed Abad, District Okara. 3-3-2014 Okara , Depalpur	184.084	109.993	0.000	15.000	15.000	32.046	27.046	0.000

WATER SUPPLY & SANITATION

Urban Sewerage Drainage Schemes

(Million Rs.)

GS No	Scheme Information Approval Date / Location	Est. Cost	Accum. Exp June,16	Provision for 2016-17			MTDF Projections		Throw fwd Beyond June, 2019
				Cap	Rev	G. Total (Cap+Rev)	2017-18	2018-19	
1	2	3	4	5	6	7	8	9	10
1358	Improvement & Extension of Sewerage Scheme Hujra Shah Muqeem. 24-05-2013 Okara , Depalpur	174.565	162.839	0.000	11.726	11.726	0.000	0.000	0.000
1359	Improvement of Sewerage Scheme Haveli Lakha 14-05-2011 Okara , Depalpur	206.417	199.789	0.000	6.628	6.628	0.000	0.000	0.000
1360	Construction of Sewerage Scheme Renala Khurd City, District Okara Ammended. 8-2-2013 Okara , Renala	330.223	231.841	0.000	15.000	15.000	44.191	39.191	0.000
1361	Sewerage Scheme Shergarh Renala Khurd Okara 16-05-14 Okara , Depalpur	96.974	55.984	0.000	20.000	20.000	20.990	0.000	0.000
1362	Complete Repair and renovation of Sewerage system including pcc, drains, water channels, solling, tough tiles in Basir Pur District Okara 11-4-2014 Okara , Depalpur	218.297	102.624	0.000	10.000	10.000	52.837	52.837	0.000
1363	Sewerage Scheme Depal Pur City District Okara 31-10-14 Okara , Depalpur	342.138	69.521	0.000	10.000	10.000	131.309	131.309	0.000
1364	Tuff tile for City package Okara 7-1-2016 Okara	137.920	40.000	0.000	10.000	10.000	43.960	43.960	0.000
1365	Tuff Tile City Package Renala Khurd 18-08-2015 Okara , Renala	14.813	7.650	0.000	7.163	7.163	0.000	0.000	0.000
1366	Laying of RCC Sewer, Tuff Tiles & Drain in Ward No. 1 to 7 Okara City Approved Okara	8.500	5.000	0.000	3.500	3.500	0.000	0.000	0.000
1367	Laying of RCC Sewer, Tuff Tiles & Drain in Ward No. 8 to 18 Okara City Approved Okara	7.300	5.000	0.000	2.300	2.300	0.000	0.000	0.000
1368	Laying of RCC Sewer, Tuff Tiles & Drain in Ward No. 19 to 22 Okara City Approved Okara	8.500	5.000	0.000	3.500	3.500	0.000	0.000	0.000
1369	Laying of RCC Sewer, Tuff Tiles & Drain in Ward No. 23 to 29 Okara City Approved Okara	8.700	5.000	0.000	3.700	3.700	0.000	0.000	0.000
1370	Laying of RCC Sewer, Tuff Tiles & Drain in Ward No. 30 to 37 Okara City Approved Okara	6.000	5.000	0.000	1.000	1.000	0.000	0.000	0.000
1371	Laying of RCC Sewer, Tuff Tiles & Drain in Ward No. 38 to 50 Okara City Approved Okara	6.000	5.000	0.000	1.000	1.000	0.000	0.000	0.000
1372	Sewerage & Tuff Tiles in UC 89/1 Approved Okara	3.000	1.500	0.000	1.500	1.500	0.000	0.000	0.000
1373	Sewerage & Tuff Tiles in UC 90/2 Approved Okara	3.000	1.500	0.000	1.500	1.500	0.000	0.000	0.000

WATER SUPPLY & SANITATION

Urban Sewerage Drainage Schemes

(Million Rs.)

GS No	Scheme Information Approval Date / Location	Est. Cost	Accum. Exp June,16	Provision for 2016-17			MTDF Projections		Throw fwd Beyond June, 2019
				Cap	Rev	G. Total (Cap+Rev)	2017-18	2018-19	
1	2	3	4	5	6	7	8	9	10
1374	Sewerage & Tuff Tiles in UC 91/3 Approved Okara	2.000	1.000	0.000	1.000	1.000	0.000	0.000	0.000
1375	Sewerage & Tuff Tiles in UC 92/4 Approved Okara	4.000	2.000	0.000	2.000	2.000	0.000	0.000	0.000
1376	Sewerage & Tuff Tiles in UC 93/5 Approved Okara	2.000	1.000	0.000	1.000	1.000	0.000	0.000	0.000
1377	Sewerage & Tuff Tiles in UC 94/6 Approved Okara	2.000	1.000	0.000	1.000	1.000	0.000	0.000	0.000
1378	Sewerage & Tuff Tiles in UC 95/7 Approved Okara	2.500	1.250	0.000	1.250	1.250	0.000	0.000	0.000
1379	Sewerage & Tuff Tiles in UC 96/8 Approved Okara	2.500	1.250	0.000	1.250	1.250	0.000	0.000	0.000
1380	Sewerage & Tuff Tiles in UC 97/9 Approved Okara	2.000	1.000	0.000	1.000	1.000	0.000	0.000	0.000
1381	Sewerage & Tuff Tiles in UC 98/10 Approved Okara	2.000	1.000	0.000	1.000	1.000	0.000	0.000	0.000
1382	Sewerage & Tuff Tiles in UC 99/11 Approved Okara	3.000	1.500	0.000	1.500	1.500	0.000	0.000	0.000
1383	Sewerage & Tuff Tiles in UC 16 Approved Okara	2.000	1.000	0.000	1.000	1.000	0.000	0.000	0.000
1384	Provision of sewerage system at Hayatabad Chichawatni 18-08-2015 Sahiwal , Chichawatni	9.177	6.782	0.000	2.395	2.395	0.000	0.000	0.000
1385	Provision of sewerage system at Maharabad Chichawatni 18-08-2015 Sahiwal , Chichawatni	6.876	5.568	0.000	1.308	1.308	0.000	0.000	0.000
1386	Provision of sewerage system at Shakir Colony Chichawatni 18-08-2015 Sahiwal , Chichawatni	6.737	5.568	0.000	1.169	1.169	0.000	0.000	0.000
1387	Extension Urban Sewerage Scheme Jalalpur Pirwala, District Multan (1st Revised). 26-08-14 Multan , Shujabad	196.830	99.980	0.000	20.000	20.000	38.425	38.425	0.000
1388	Sewerage Water Disposal from (North South) Shujabad City, Multan. 26-08-14 Multan , Shujabad	104.427	75.980	0.000	8.447	8.447	20.000	0.000	0.000
1389	Rehabilitation / extension of sewerage / drainage system of Mian Channu City 12-2-2015 Khanewal , Mianchannu	320.322	114.522	0.000	20.000	20.000	92.900	92.900	0.000

WATER SUPPLY & SANITATION

Urban Sewerage Drainage Schemes

(Million Rs.)

GS No	Scheme Information Approval Date / Location	Est. Cost	Accum. Exp June,16	Provision for 2016-17			MTDF Projections		Throw fwd Beyond June, 2019
				Cap	Rev	G. Total (Cap+Rev)	2017-18	2018-19	
1	2	3	4	5	6	7	8	9	10
1390	Provision of drainage / sewerage, soling & water supply in Municipal Area of Burewala City. 29-12-14 Vehari , Burewala	376.713	100.000	0.000	20.000	20.000	128.357	128.357	0.000
1391	Sewerage Scheme Siddiqabad D.G. Khan City. 31-01-2014 Dera Ghazi Khan	59.642	46.799	0.000	12.843	12.843	0.000	0.000	0.000
1392	Comprehensive Sewerage / Drainage Scheme Taunsa Sharif including Tuff Tilling of Streets 12-2-2015 Dera Ghazi Khan , Taunsa	548.376	74.986	0.000	27.146	27.146	226.695	219.549	0.000
1393	Sewerage / Sanitation of Kot Chuttha 12-12-2014 Dera Ghazi Khan , Kot Chuttha	171.221	59.999	0.000	20.000	20.000	45.611	45.611	0.000
1394	Urban drainage/sewerage/tuff tile scheme in Jampur City (replacement of outlived sewer and new sewer system in Faisal Colony, Shah Jamal Colony and Tattar Wala) 23-12-14 Rajanpur	418.573	120.000	0.000	20.000	20.000	139.287	139.287	0.000
1395	Construction of Urban Sewerage Drainage Earth filling brick pavement and Tuff Tile scheme for Rojhan City and Adj. Abadies. 24-04-15 Rajanpur	53.005	20.000	0.000	20.000	20.000	13.005	0.000	0.000
1396	Urban Sewerage / Drainage Scheme Chowk Azam 10-3-2010 Layyah	141.368	121.014	0.000	20.354	20.354	0.000	0.000	0.000
1397	Urban Sewerage Scheme for Kot Sultan 8-5-2012 Layyah	114.518	99.767	0.000	14.751	14.751	0.000	0.000	0.000
1398	Sewer Line from Bahawalpur Victoria Hospital to Disposal Lal Bagh Tehsil & District Bahawalpur. 26-02-2014 Bahawalpur	183.327	132.443	0.000	20.000	20.000	30.884	0.000	0.000
1399	Comp: Urban Sewerage Scheme Bahawalnagar 4-4-2009 Bahawalnagar	217.577	203.000	0.000	14.577	14.577	0.000	0.000	0.000
1400	Laying of Tuff Paver and provision of Water Supply Pipelines in City Bahawalnagar. 11-11-2014 Bahawalnagar	77.678	54.048	0.000	23.630	23.630	0.000	0.000	0.000
1401	Sewerage Scheme Chishtian (City Uplift Package Chishtian) 25-05-2014 Bahawalnagar , Chishtian	958.898	252.860	0.000	20.000	20.000	343.019	343.019	0.000
1402	Reh: & Aug: of Sewrage Scheme Khanpur City, Phase-II. 5-3-2014 Rahim Yar Khan , Khanpur	452.909	239.992	0.000	20.000	20.000	96.459	96.459	0.000
1403	Request for provision of Sewerage Scheme of Feroza Town, Tehsil Liaqat Pur 23-09-14 Rahim Yar Khan , Liaqatpur	220.620	103.662	0.000	20.000	20.000	48.479	48.479	0.000
1404	Rehabilitation of Sewerage City Sadiqabad 9-10-2014 Rahim Yar Khan , Sadiqabad	53.903	41.784	0.000	12.119	12.119	0.000	0.000	0.000

WATER SUPPLY & SANITATION

Urban Sewerage Drainage Schemes

(Million Rs.)

GS No	Scheme Information Approval Date / Location	Est. Cost	Accum. Exp June,16	Provision for 2016-17			MTDF Projections		Throw fwd Beyond June, 2019
				Cap	Rev	G. Total (Cap+Rev)	2017-18	2018-19	
1	2	3	4	5	6	7	8	9	10
1405	Sewerage Scheme R.Y.Khan City with Treatment Plant-Construction of Intermediate Pumping Station Near Niazi Colony & Installation of Force Main 30-12-15 Rahim Yar Khan	248.179	30.000	0.000	20.000	20.000	99.090	99.090	0.000
1406	Completion of Remaining Work of Comprehensive Sewerage Scheme Phase-I City Sadiqabad R.Y.Khan (Revised) Approved Rahim Yar Khan ,	26.626	21.671	0.000	3.550	3.550	1.405	0.000	0.000
1407	New urban sewerage scheme for Mohallah Fateh Abad Rashida Osmanaabad paris road Moazam ShahShahbaal Shah, Bawanali Rajan, Maqsoodabad Alli Eidgah District Chiniot 5-9-2014 Chiniot	206.547	76.000	0.000	10.000	10.000	60.274	60.274	0.000
1408	Comprehensive sewerage scheme, Chenab Nagar, Chiniot Approved Chiniot , Lalian	730.000	1.000	0.000	10.000	10.000	359.500	359.500	0.000
Sub-Total: Urban Sewerage Drainage Schemes		19,827.468	9,502.262	0.000	1,534.440	1,534.440	4,571.812	4,218.955	0.000
Rural Water Supply Schemes									
1409	Water Supply & Drainage Sch: Qasim Abad UC Lodhran Tehsil & District Rawalpindi 25-07-2014 Rawalpindi	11.799	2.394	0.000	9.405	9.405	0.000	0.000	0.000
1410	W/S/Sch: Awan Town Qasim Abad Tehsil & District Rawalpindi 25-07-2014 Rawalpindi	5.114	0.984	0.000	4.130	4.130	0.000	0.000	0.000
1411	W/S/Sch: Bokra District Rawalpindi 25-07-2014 Rawalpindi	5.090	0.475	0.000	4.615	4.615	0.000	0.000	0.000
1412	W/S/Sch: Chishtia Abad District Rawalpindi 25-07-2014 Rawalpindi	4.877	0.518	0.000	4.359	4.359	0.000	0.000	0.000
1413	W/S/Sch: Dhoke Gujran District Rawalpindi 25-07-2014 Rawalpindi	4.673	0.983	0.000	3.690	3.690	0.000	0.000	0.000
1414	R/W/S Scheme Dhamial 14-12-2015 Rawalpindi	161.241	21.000	0.000	20.000	20.000	60.121	60.121	0.000
1415	Rural Water Supply Scheme Bhoon, Tehsil Kahuta, District Rawalpindi Approved Rawalpindi , Kahuta	8.297	5.000	0.000	3.297	3.297	0.000	0.000	0.000
1416	Rural Water Supply Scheme, Thatha Khalii Tehsil Taxila District Rawalpindi Approved Rawalpindi	14.555	9.665	0.000	4.890	4.890	0.000	0.000	0.000
1417	Rural Water Supply Scheme Kallari Tehsil & District Rawalpindi Approved Rawalpindi	10.139	5.203	0.000	4.936	4.936	0.000	0.000	0.000
1418	Rural water Supply Scheme in Dhok Nawaz Abad and Dhok Karam Khan District and Tehsil Attock. Approved Attock	3.019	1.500	0.000	1.519	1.519	0.000	0.000	0.000

WATER SUPPLY & SANITATION

Rural Water Supply Schemes

(Million Rs.)

GS No	Scheme Information Approval Date / Location	Est. Cost	Accum. Exp June,16	Provision for 2016-17			MTDF Projections		Throw fwd Beyond June, 2019
				Cap	Rev	G. Total (Cap+Rev)	2017-18	2018-19	
1	2	3	4	5	6	7	8	9	10
1419	Rehab: & Augmentation/Ext of Water Supply Scheme for Village Dhullian Approved Attock , Pindi Gheb	45.444	20.000	0.000	20.000	20.000	5.444	0.000	0.000
1420	Augmentation/Extension of Water Supply Scheme Haji Shah, Tehsil & District Attock Approved Attock , Hazro	19.102	12.710	0.000	6.392	6.392	0.000	0.000	0.000
1421	Rehabilitation of Rural Water Supply Scheme Injra Afghan District Attock Approved Attock	9.264	8.874	0.000	0.390	0.390	0.000	0.000	0.000
1422	Rehabilitation/Ext: of Rural Water Supply Scheme Ghazial & Adjoining villages Mehmood Mohra, Rairra & Ratta Tehsil & District Chakwal 3-9-2014 Chakwal	28.664	24.440	0.000	4.224	4.224	0.000	0.000	0.000
1423	Reh/Ext: of Water Supply Scheme Sethi Dakhli i.e Dhoke Ajan Dhoke Mosa Dhoke Lunda Dhoke Bakhwal Tehsil Kallar Kahar District Chakwal 3-9-2014 Chakwal	32.083	29.213	0.000	2.870	2.870	0.000	0.000	0.000
1424	Reh: of RWSS Village Nali 3-9-2014 Chakwal , Choa Saiden Shah	24.244	20.474	0.000	3.770	3.770	0.000	0.000	0.000
1425	Revival & Rehabilitation of Water Supply Scheme Buchal Kalan District Chakwal 12-9-2015 Chakwal , Kallar Kahar	31.594	16.572	0.000	15.022	15.022	0.000	0.000	0.000
1426	Augmentation / Extension of Water Supply Scheme for Village Dharyala Kahoon Approved Chakwal	10.000	5.000	0.000	5.000	5.000	0.000	0.000	0.000
1427	Rehab: / Extension of Rural Water Supply Scheme Matan Kalan & Matan Khurd Approved Chakwal	10.000	5.000	0.000	5.000	5.000	0.000	0.000	0.000
1428	Rehabilitation of Rural Water Supply Scheme Dalailpur Tehsil Choa Saiden Shah District Chakwal 8-12-2014 Chakwal , Choa Saiden Shah	7.656	7.330	0.000	0.326	0.326	0.000	0.000	0.000
1429	Reh: of RWSS Sarkalan 8-1-2015 Chakwal , Kallar Kahar	24.447	20.206	0.000	4.241	4.241	0.000	0.000	0.000
1430	Rehabilitation of Rural Water Supply Scheme Makhiala Mohan Tehsil Choa Saiden District Chakwal 8-1-2015 Chakwal , Choa Saiden Shah	7.230	6.915	0.000	0.315	0.315	0.000	0.000	0.000
1431	Rehabilitation of Rural Water Supply Scheme Chak Khushi Tehsil Kallar Kahar District Chakwal 11-3-2015 Chakwal , Kallar Kahar	11.369	8.903	0.000	2.466	2.466	0.000	0.000	0.000
1432	Rehabilitation / Extension of Rural Water Supply Scheme Dalwal (Barani) 15-02-2016 Chakwal , Choa Saiden Shah	29.975	3.000	0.000	26.975	26.975	0.000	0.000	0.000
1433	Extension/ Augmentation of Rural Water Supply Scheme Tamman 17-09-2015 Chakwal , Talagang	29.964	15.000	0.000	14.964	14.964	0.000	0.000	0.000

WATER SUPPLY & SANITATION

Rural Water Supply Schemes

(Million Rs.)

GS No	Scheme Information Approval Date / Location	Est. Cost	Accum. Exp June,16	Provision for 2016-17			MTDF Projections		Throw fwd Beyond June, 2019
				Cap	Rev	G. Total (Cap+Rev)	2017-18	2018-19	
1	2	3	4	5	6	7	8	9	10
1434	Rural Water Supply & Drainage Scheme Chak No. 19-SB 27-06-2015 Sargodha , Kot Momin	44.718	30.400	0.000	14.318	14.318	0.000	0.000	0.000
1435	Rural Water Supply Scheme Chak No. 122/SB Tehsil Sillanwali District Sargodha 27-04-2015 Sargodha , Sillanwali	21.696	18.700	0.000	2.996	2.996	0.000	0.000	0.000
1436	Rehabilitation & Augmentation of Rural Water Supply Scheme Nehang Tehsil Sahiwal District Sargodha Approved Sargodha	6.451	5.949	0.000	0.502	0.502	0.000	0.000	0.000
1437	Installation of Hand Pumps (300 Nos) Quaidabad, Khushab. 18-12-2014 Khushab , Quaidabad	131.993	66.000	0.000	20.000	20.000	22.997	22.997	0.000
1438	Water Supply Scheme, Mitha Tiwana 20-12-2014 Khushab , Quaidabad	50.490	33.500	0.000	16.990	16.990	0.000	0.000	0.000
1439	Water Supply Scheme of Roda Approved Khushab	84.203	35.000	0.000	20.000	20.000	29.203	0.000	0.000
1440	Installation of 300 Hand Pumps Khushab 15-10-2015 Khushab , Nowshera, Khushab, Q.abad	132.000	35.000	0.000	10.000	10.000	43.500	43.500	0.000
1441	Rural Water Supply Scheme Waheer Khushab 11-8-2015 Khushab	30.000	15.000	0.000	15.000	15.000	0.000	0.000	0.000
1442	Rural Water Supply Scheme Butte Wala U.C Kund Khushab 11-8-2015 Khushab	13.367	8.795	0.000	4.572	4.572	0.000	0.000	0.000
1443	Rural Water Supply Scheme Dand U.C Padhrar 11-8-2015 Khushab , Nowshera	12.202	9.000	0.000	3.202	3.202	0.000	0.000	0.000
1444	Provision / Installation of Submercible Pumps in PP-43 UC Khaglan Wala, UC Sultan Khel, UC Vanjari, UC Paccaa Kamar Mashani, UC Tibbi Sar, UC Tarag, UC Tani Khel, UC Kot Chandra, UC Kallur Sharief, UC Chapri, UC Tola 2-12-2014 Mianwali , Isa Khel	99.981	40.000	0.000	20.000	20.000	39.981	0.000	0.000
1445	Reh; of Rural Water Supply Scheme Musa Khel Tehsil & District Mianwali Approved Mianwali	10.135	9.998	0.000	0.137	0.137	0.000	0.000	0.000
1446	Extension of Sewerage and Water Supply, Mankera. 25-08-2015 Bhakkar , Mankera	71.094	20.000	0.000	20.000	20.000	31.094	0.000	0.000
1447	Extension of Water Supply Hyderabad Thal, Tehsil Mankera Dist: Bhakkar 17-02-2016 Bhakkar , Mankera	29.983	10.000	0.000	19.983	19.983	0.000	0.000	0.000
1448	Rehab: of Rural Water Supply Scheme Chak No. 228/GB Tehsil Samundari Distt: Faisalabad Approved Faisalabad , Samundri	20.606	13.224	0.000	7.382	7.382	0.000	0.000	0.000

WATER SUPPLY & SANITATION

Rural Water Supply Schemes

(Million Rs.)

GS No	Scheme Information Approval Date / Location	Est. Cost	Accum. Exp June,16	Provision for 2016-17			MTDF Projections		Throw fwd Beyond June, 2019
				Cap	Rev	G. Total (Cap+Rev)	2017-18	2018-19	
1	2	3	4	5	6	7	8	9	10
1449	Water supply Scheme Chak No.263/RB, Dijkot District Faisalabad (Revised) Approved Faisalabad	60.197	58.301	0.000	1.896	1.896	0.000	0.000	0.000
1450	Rural Water Supply Scheme Chak No.471/GB Approved Faisalabad , Sammundri	8.718	8.107	0.000	0.611	0.611	0.000	0.000	0.000
1451	Rural Water Supply Scheme Chak No.689/31-GB 27-09-14 Toba Tek Singh , Pirmahal	28.057	21.959	0.000	6.098	6.098	0.000	0.000	0.000
1452	Rural Water Supply Scheme Chak No.703/45-GB 27-09-14 Toba Tek Singh , Pirmahal	20.245	14.406	0.000	5.839	5.839	0.000	0.000	0.000
1453	Water Supply & Sewerage Scheme Rajana District Toba Tek Singh 28-05-15 Toba Tek Singh	187.869	60.000	0.000	20.000	20.000	53.935	53.935	0.000
1454	Rural Water Suply Scheme plot No.54 (Tukra) 26-12-14 Toba Tek Singh , Kamalia	16.126	10.000	0.000	6.126	6.126	0.000	0.000	0.000
1455	Rural Water Supply Scheme for Chak No.407/JB, 409/JB, 410/JB & 411/JB 10-9-2015 Toba Tek Singh	100.526	15.000	0.000	10.000	10.000	37.763	37.763	0.000
1456	Rural Water supply schemes Chak No.285/GB, 383/JB, 390/JB, 380/JB, 382/JB Feroz and 336/GB, T.T. Singh 28-12-15 Toba Tek Singh	91.913	30.000	0.000	30.000	30.000	31.913	0.000	0.000
1457	Rural Water Supply Scheme Chak No. 669/10 GB 20-08-15 Toba Tek Singh , Pirmahal	21.620	10.000	0.000	11.620	11.620	0.000	0.000	0.000
1458	Rural Water Supply Scheme Chak No. 681/22 GB 20-08-15 Toba Tek Singh , Pirmahal	21.761	5.000	0.000	16.761	16.761	0.000	0.000	0.000
1459	Rural Water Supply Scheme Chak No. 680/21 GB 20-08-15 Toba Tek Singh , Pirmahal	23.608	10.000	0.000	13.608	13.608	0.000	0.000	0.000
1460	Rural Water Supply Scheme Chak No. 320 GB 10-9-2015 Toba Tek Singh , Pirmahal	35.028	5.000	0.000	30.028	30.028	0.000	0.000	0.000
1461	Rural Water Supply Scheme Chak No. 739 GB (Jakhar) 10-9-2015 Toba Tek Singh , Kamalia	36.567	5.000	0.000	20.000	20.000	11.567	0.000	0.000
1462	Rehabilitation of Rural Water Supply Scheme Chak No. 324 GB 20-08-15 Toba Tek Singh , Pirmahal	31.138	10.000	0.000	21.138	21.138	0.000	0.000	0.000
1463	Rural Water Supply Scheme Chak No. 665/6 GB 20-08-15 Toba Tek Singh , Pirmahal	28.990	10.000	0.000	18.990	18.990	0.000	0.000	0.000
1464	Rural Water Supply Scheme Chak No. 673/14 GB (Harrisabad) 10-9-2015 Toba Tek Singh , Pirmahal	59.945	5.000	0.000	20.000	20.000	34.945	0.000	0.000

WATER SUPPLY & SANITATION

Rural Water Supply Schemes

(Million Rs.)

GS No	Scheme Information Approval Date / Location	Est. Cost	Accum. Exp June,16	Provision for 2016-17			MTDF Projections		Throw fwd Beyond June, 2019
				Cap	Rev	G. Total (Cap+Rev)	2017-18	2018-19	
1	2	3	4	5	6	7	8	9	10
1465	Rural Water Supply Scheme Chak No. 678/19 GB 20-08-15 Toba Tek Singh , Pirmahal	17.487	10.000	0.000	7.487	7.487	0.000	0.000	0.000
1466	Rural Water Supply Scheme, Chak No.705/GB 26-12-14 Toba Tek Singh , Kamalia	21.178	10.000	0.000	11.178	11.178	0.000	0.000	0.000
1467	Rural Water Supply Scheme Chak No. 735/ GB 20-08-15 Toba Tek Singh , Kamalia	14.603	10.000	0.000	4.603	4.603	0.000	0.000	0.000
1468	Rural Water Supply Scheme Chak No. 688/28 GB 20-08-15 Toba Tek Singh , Pirmahal	17.140	5.000	0.000	12.140	12.140	0.000	0.000	0.000
1469	Rural Water Supply Scheme Chak No. 672/13 GB 20-08-15 Toba Tek Singh , Pirmahal	23.217	10.000	0.000	13.217	13.217	0.000	0.000	0.000
1470	Rural Water Supply Scheme Plot No.56 (Tukra) 26-12-2014 Toba Tek Singh , Kamalia	12.924	5.772	0.000	7.152	7.152	0.000	0.000	0.000
1471	Rural Water Supply Scheme Chak No. 677/18 GB 20-08-15 Toba Tek Singh , Kamalia	17.039	10.000	0.000	7.039	7.039	0.000	0.000	0.000
1472	Rural Water Supply Scheme Chak No. 715 GB 20-08-15 Toba Tek Singh , Kamalia	22.188	10.000	0.000	12.188	12.188	0.000	0.000	0.000
1473	Water Supply and Sewerage Scheme in PP-114, District Gujrat. 1-1-2015 Gujrat , Sara-i-Alamgir	49.655	39.770	0.000	9.885	9.885	0.000	0.000	0.000
1474	Rural Water Supply and drainage Scheme Bhaagowal & Noor Pur Peeran with adjacent abadies tehsil Maik wal district mandi bahuddin Approved Mandi Bahauddin , Malikwal	52.446	17.498	0.000	20.000	20.000	14.948	0.000	0.000
1475	Rural Water Supply & Drainage Scheme Village Jayya Tehsil & District M.B.Din Approved Mandi Bahauddin , Malikwal	65.740	29.989	0.000	20.000	20.000	15.751	0.000	0.000
1476	Rural Water Supply & Drainage Scheme Village Badshah Pur Tehsil Malikwal District M.B.Din Approved Mandi Bahauddin , Malikwal	89.727	29.995	0.000	30.000	30.000	29.732	0.000	0.000
1477	Water Supply Scheme at villge kot Blocha Approved Mandi Bahauddin	9.991	2.000	0.000	7.991	7.991	0.000	0.000	0.000
1478	Water Supply Scheme at Wara Balian Approved Mandi Bahauddin	10.000	2.000	0.000	8.000	8.000	0.000	0.000	0.000
1479	Watre Supply Scheme Chot Dhirian, M.B.Din Approved Mandi Bahauddin , Malikwal	78.342	30.000	0.000	30.000	30.000	18.342	0.000	0.000
1480	Rural Water Supply Scheme Hundal Kalan Wali Tehisl & District Sialkot Approved Sialkot	9.870	5.000	0.000	4.870	4.870	0.000	0.000	0.000

WATER SUPPLY & SANITATION

Rural Water Supply Schemes

(Million Rs.)

GS No	Scheme Information Approval Date / Location	Est. Cost	Accum. Exp June,16	Provision for 2016-17			MTDF Projections		Throw fwd Beyond June, 2019
				Cap	Rev	G. Total (Cap+Rev)	2017-18	2018-19	
1	2	3	4	5	6	7	8	9	10
1481	Rural Water Supply & Drainage Scheme Pandoki Tehsil & Distt: Lahore 23-04-2014 Lahore , Lahore Cantt	58.517	50.100	0.000	8.417	8.417	0.000	0.000	0.000
1482	Rural Water Supply Scheme Mohlanwal 14-05-2014 Lahore , Raiwind	51.761	40.625	0.000	11.136	11.136	0.000	0.000	0.000
1483	Rural Water Supply Scheme Sundar 14-05-2014 Lahore , Raiwind	27.458	23.524	0.000	3.934	3.934	0.000	0.000	0.000
1484	Rural Water Supply Scheme Village Bath 14-05-2014 Lahore , Raiwind	40.871	27.086	0.000	13.785	13.785	0.000	0.000	0.000
1485	Rural Water Supply Scheme Village Chah Tamoli 14-05-2014 Lahore , Raiwind	17.683	14.225	0.000	3.458	3.458	0.000	0.000	0.000
1486	Installation of 02 tubewells at Tahayat & Chandrai Village, Green Town, Lahore 5-11-2014 Lahore , Lahore Cantt	36.878	27.676	0.000	9.202	9.202	0.000	0.000	0.000
1487	Installation of 03 Nos. Ultra Filtration Plant at Kahna 23-12-15 Lahore , Lahore Cantt	15.321	5.459	0.000	9.862	9.862	0.000	0.000	0.000
1488	Installation of 09 Nos. Filtration Plants in three Ucs of Raiwind 20-01-2016 Lahore , Raiwind	43.029	10.000	0.000	20.000	20.000	13.029	0.000	0.000
1489	Rural Water Supply & Drainage Scheme Iqbal Town District Sheikhpura 5-11-2014 Sheikhpura , Ferozewala	57.439	30.404	0.000	27.035	27.035	0.000	0.000	0.000
1490	Rural Water Supply and Drainage Scheme Javed Nagar, District Sheikhpura 5-11-2014 Sheikhpura , Ferozewala	54.268	25.000	0.000	29.268	29.268	0.000	0.000	0.000
1491	Rural Water Supply & Drainage Scheme UC Kot Ranjet Singh Sheikhpura 8-4-2015 Sheikhpura	95.061	16.750	0.000	20.000	20.000	29.156	29.156	0.000
1492	Establishment/Construction of Water Supply Scheme at UC 30, 31, 32 wanadala dial singh and dhaka nizampura tehsil feroz wala District Sheikhpura Approved Sheikhpura , Ferozewala	152.044	30.000	0.000	30.000	30.000	46.022	46.022	0.000
1493	Rehabilitation of Rural water Supply Scheme,13/GB, District Nankana Sahib. Approved Nankana Sahib	11.500	4.000	0.000	7.500	7.500	0.000	0.000	0.000
1494	Construction of Rural Water Supply Scheme,Kot Nazam Din,184/RB,District Nankana Sahib. Approved Nankana Sahib	38.880	8.000	0.000	15.000	15.000	15.880	0.000	0.000
1495	Water Supply & Drainage Scheme Kot Wassan Singh, Sarey Cheemba, Ittefaq Adda & Madina Town 28-05-2014 Kasur , Pattoki	75.697	49.586	0.000	26.111	26.111	0.000	0.000	0.000

WATER SUPPLY & SANITATION

Rural Water Supply Schemes

(Million Rs.)

GS No	Scheme Information Approval Date / Location	Est. Cost	Accum. Exp June,16	Provision for 2016-17			MTDF Projections		Throw fwd Beyond June, 2019
				Cap	Rev	G. Total (Cap+Rev)	2017-18	2018-19	
1	2	3	4	5	6	7	8	9	10
1496	Water Supply & Drainage Scheme Nathey Jagir, Lakhankay Abadies, Kamogill, Mega Jatt, Sardar Mill & Choudharian Wala. 28-05-2014 Kasur , Pattoki	92.125	65.410	0.000	26.715	26.715	0.000	0.000	0.000
1497	Water Supply and Drainage Scheme Gondy Warha, Lambey Jagir, Dhaban, Sherpur, Lambey Mahtam & Fatey Wala. 28-05-2014 Kasur , Pattoki	74.666	64.700	0.000	9.966	9.966	0.000	0.000	0.000
1498	Water Supply & PCC Scheme Bhoe Asal i/c Kot Meewat. 21-05-2014 Kasur , Pattoki	104.376	73.409	0.000	20.000	20.000	10.967	0.000	0.000
1499	Rural Water Supply and Drainage PCC Scheme Rajuwal and adjoining Abadies District Kasur. 28-05-214 Kasur	103.532	44.995	0.000	30.000	30.000	28.537	0.000	0.000
1500	Rural Water Drainage PCC Scheme Bhoojke, Naik & Adjoining Abadies District Kasur. 21-05-2014 Kasur	99.931	64.998	0.000	20.000	20.000	14.933	0.000	0.000
1501	Rural Water Supply and Drainage PCC Scheme Maan Bhamni Wala and Adjoining Abadies District Kasur. 12-12-2014 Kasur	156.168	85.000	0.000	40.000	40.000	31.168	0.000	0.000
1502	Rural Water Supply and Drainage PCC Scheme at Mandi Usmanwala and Adjoining Abadies District Kasur. 12-12-2014 Kasur	145.200	74.490	0.000	24.646	24.646	20.355	25.709	0.000
1503	Rural Water Supply & Drainage PCC Scheme at Marali Hithar and Adjoining Abadies District Kasur. 12-12-2014 Kasur	98.360	48.998	0.000	20.000	20.000	29.362	0.000	0.000
1504	Rural Water Supply & Drainage Scheme Oila Ganjay Approved Kasur	27.938	25.459	0.000	2.479	2.479	0.000	0.000	0.000
1505	Rehabilitation of Rural Water Supply Scheme Khara District Kasur Approved Kasur	41.052	27.954	0.000	13.098	13.098	0.000	0.000	0.000
1506	Rehabilitation of Rural Water Supply Scheme Dholan Chak No.7 Approved Kasur	17.451	16.419	0.000	1.032	1.032	0.000	0.000	0.000
1507	Rural Water Supply and drainage Scheme Kanween Jhoke Mallian , District Kasur (Amended) Approved Kasur	52.160	50.834	0.000	1.282	1.282	0.044	0.000	0.000
1508	Rural Water Supply & Drainage Scheme Chak No.14 & Ghandhi Otar Tehsil Pattoki District Kasur. 23-09-2015 Kasur , Pattoki	110.133	17.000	0.000	20.000	20.000	36.567	36.567	0.000
1509	Water Supply & Drainage Scheme Chak No.31,32,33 Phullani, Dhoop Sarri & Saharankey District Kasur 23-09-2015 Kasur , Pattoki	197.102	12.500	0.000	10.000	10.000	87.301	87.301	0.000

WATER SUPPLY & SANITATION

Rural Water Supply Schemes

(Million Rs.)

GS No	Scheme Information Approval Date / Location	Est. Cost	Accum. Exp June,16	Provision for 2016-17			MTDF Projections		Throw fwd Beyond June, 2019
				Cap	Rev	G. Total (Cap+Rev)	2017-18	2018-19	
1	2	3	4	5	6	7	8	9	10
1510	Water Supply & Drainage Scheme They Kalay, Basti Balochi, Jhalar Qadir, Jhalar Rehmani, Jhalar Choudhry & Jhalar Baglian Wali i/c Tubewell of Rao Tamkeen District Kasur. 23-09-2015 Kasur , Pattoki	108.787	15.000	0.000	30.000	30.000	31.894	31.894	0.000
1511	Rural Water Supply and Drainage PCC Scheme Hardo Ban Bodla and Adjoining Abadies District Kasur. 20-08-2015 Kasur	107.254	20.000	0.000	20.000	20.000	33.627	33.627	0.000
1512	Rural Water Supply & Drainage Scheme Oila Dewa Singh, District Okara 11-6-2015 Okara , Depalpur	31.105	25.500	0.000	5.605	5.605	0.000	0.000	0.000
1513	Rural Water Supply & Drainage Scheme Ghous Pura Gujrana Depalpur, District Okara Approved Okara , Depalpur	21.464	15.019	0.000	6.445	6.445	0.000	0.000	0.000
1514	Rural Water Supply & Drainage Scheme Oila Sandha Singh, District Okara 11-6-2015 Okara , Depalpur	29.636	15.200	0.000	14.436	14.436	0.000	0.000	0.000
1515	Rural Water Supply & Drainage Scheme Rajawal 12-9-2014 Okara , Depalpur	50.014	35.627	0.000	14.387	14.387	0.000	0.000	0.000
1516	Rural Water Supply & Drainage Scheme Chak No.18/D & 17/D, Depalpur 28-08-2014 Okara , Depalpur	30.244	21.880	0.000	8.364	8.364	0.000	0.000	0.000
1517	Rural Water Supply & Drainage Scheme Bhutta Muhabbat 28-08-2014 Okara , Depalpur	28.293	24.166	0.000	4.127	4.127	0.000	0.000	0.000
1518	Rural Water Supply Scheme at Machrian District Okara 18-08-2015 Okara , Depalpur	31.115	10.000	0.000	21.115	21.115	0.000	0.000	0.000
1519	Rural Water Supply Scheme Chak No. 2/1AL Tehsil Renala Khurd 18-08-2015 Okara , Renala	7.944	4.000	0.000	3.944	3.944	0.000	0.000	0.000
1520	Rural Water Supply Scheme Chak No. 3/1AL Tehsil Renala Khurd 18-08-2015 Okara , Renala	8.778	4.000	0.000	4.778	4.778	0.000	0.000	0.000
1521	Rural Water Supply Scheme Chak No. 4/1AL Tehsil Renala Khurd 18-08-2015 Okara , Renala	7.815	4.000	0.000	3.815	3.815	0.000	0.000	0.000
1522	Rural Water Supply Scheme Chak No. 5/1AL Tehsil Renala Khurd 18-08-2015 Okara , Renala	9.482	4.000	0.000	5.482	5.482	0.000	0.000	0.000
1523	Rural Water Supply Scheme Chak No. 6/1AL Tehsil Renala Khurd 18-08-2015 Okara , Renala	9.730	4.000	0.000	5.730	5.730	0.000	0.000	0.000
1524	Rural Water Supply & Drainage Scheme Dhabbi, Depalpur 18-08-2015 Okara , Depalpur	10.852	5.000	0.000	5.852	5.852	0.000	0.000	0.000
1525	Rural Water Supply & Drainage Scheme Ladhly Wall 18-08-2015 Okara , Depalpur	15.730	5.000	0.000	10.730	10.730	0.000	0.000	0.000

WATER SUPPLY & SANITATION

Rural Water Supply Schemes

(Million Rs.)

GS No	Scheme Information Approval Date / Location	Est. Cost	Accum. Exp June,16	Provision for 2016-17			MTDF Projections		Throw fwd Beyond June, 2019
				Cap	Rev	G. Total (Cap+Rev)	2017-18	2018-19	
1	2	3	4	5	6	7	8	9	10
1526	Rural Water Supply & Drainage Scheme Gango Wal 18-08-2015 Okara , Depalpur	12.382	5.000	0.000	7.382	7.382	0.000	0.000	0.000
1527	Rural Water Supply Chak No. 7/11-L. (Rawanwala) 28-08-2014 Sahiwal , Chichawatni	20.805	18.428	0.000	2.377	2.377	0.000	0.000	0.000
1528	Water Supply Schemes Chak No. 88A-12/L 28-08-14 Sahiwal , Chichawatni	17.701	16.938	0.000	0.763	0.763	0.000	0.000	0.000
1529	Water Supply Scheme Chak No. 88/12-L Chichawatni 12-9-2014 Sahiwal , Chichawatni	21.653	20.720	0.000	0.933	0.933	0.000	0.000	0.000
1530	Water Supply Scheme Chak No.54/12L Chichawatni District Sahiwal Approved Sahiwal , Chichawatni	29.989	19.185	0.000	10.804	10.804	0.000	0.000	0.000
1531	Water Supply Scheme Chak No.120/9-L Kameer. Approved Sahiwal	79.948	62.342	0.000	17.606	17.606	0.000	0.000	0.000
1532	Rural Water Supply & Drainage Scheme Chak No.85/5-L Sahiwal Approved Sahiwal	34.278	20.827	0.000	13.451	13.451	0.000	0.000	0.000
1533	Rural Water Supply Scheme Chak No. 16/14-L. Chichawatni (Brackish) 18-08-2015 Sahiwal , Chichawatni	30.262	15.560	0.000	14.702	14.702	0.000	0.000	0.000
1534	Rural Water Supply Scheme Chak No.70/D, Pakpattan 16-04-2015 Pakpattan	15.646	14.962	0.000	0.684	0.684	0.000	0.000	0.000
1535	Rural Water Supply Scheme Chak No.32/SP, Pakpattan 16-04-2015 Pakpattan	17.430	16.000	0.000	1.430	1.430	0.000	0.000	0.000
1536	Reh. Of Rural Water Supply Scheme Malka Hans, Tehsil & District Pakpattan Approved Pakpattan	15.446	12.813	0.000	2.633	2.633	0.000	0.000	0.000
1537	Water Supply Scheme at Chak No.9/EB Dsitric Pakpattan. 6-8-2015 Pakpattan , Arifwala	16.720	16.000	0.000	0.720	0.720	0.000	0.000	0.000
1538	RW/S & Sewerage Scheme Kyian Pur, Tehsil & District Multan. 17-09-15 Multan	52.243	15.000	0.000	37.243	37.243	0.000	0.000	0.000
1539	RW/S & Sewerage Scheme Bheni, Tehsil & District Multan. 17-09-15 Multan	52.248	15.000	0.000	20.000	20.000	17.248	0.000	0.000
1540	Rural Water Supply Scheme Mansoor Nagar 5 Marla Scheme Mattital Road UC-56, Tehsil & District Multan Approved Multan	9.972	9.849	0.000	0.123	0.123	0.000	0.000	0.000
1541	RW/S & Sewerage Scheme Nai Wala, Tehsil & District Multan. 17-09-15 Multan	52.250	15.000	0.000	10.000	10.000	27.250	0.000	0.000

WATER SUPPLY & SANITATION

Rural Water Supply Schemes

(Million Rs.)

GS No	Scheme Information Approval Date / Location	Est. Cost	Accum. Exp June,16	Provision for 2016-17			MTDF Projections		Throw fwd Beyond June, 2019
				Cap	Rev	G. Total (Cap+Rev)	2017-18	2018-19	
1	2	3	4	5	6	7	8	9	10
1542	RW/S/Scheme Raja Pur, Siddiquebad, Hirwat, Yere Wala 14-11-2009 Multan	77.962	52.053	0.000	25.909	25.909	0.000	0.000	0.000
1543	RW/S/Scheme Gareywala, Nawabpur, Basti Nau 14-11-2009 Multan	70.476	46.638	0.000	20.000	20.000	3.838	0.000	0.000
1544	RW/S/Scheme Chak No.1/MR,4/T,,5/T,6/T 14-11-2009 Multan	56.633	52.795	0.000	3.838	3.838	0.000	0.000	0.000
1545	RW/S/Scheme Chak No.15/MR,17/MR,&21/MR. 14-11-2009 Multan	26.908	24.986	0.000	1.922	1.922	0.000	0.000	0.000
1546	RW/S/Scheme Taraggar. 14-11-2009 Multan	61.140	33.027	0.000	10.000	10.000	18.113	0.000	0.000
1547	RW/S/Scheme Wahī Sawaya Wahī Noon. 14-11-2009 Multan	36.780	28.225	0.000	8.555	8.555	0.000	0.000	0.000
1548	RW/S/Scheme Thath Janubi Dera Arbi 14-11-2009 Multan	28.771	27.075	0.000	1.696	1.696	0.000	0.000	0.000
1549	RW/S/Scheme Munshi Wala, Taji Wala Kahar Wala and adjoining abadies. 14-11-2009 Multan	21.000	15.964	0.000	5.036	5.036	0.000	0.000	0.000
1550	RW/S &D/Scheme Chak No.3/MR,4/MR,5/MR,6/MR,8/MR 14-11-2009 Multan	63.570	60.248	0.000	3.322	3.322	0.000	0.000	0.000
1551	Rural Water Supply Scheme Makhdoom Aali Lodhran. 22-08-15 Lodhran , Dunyapur	21.938	12.000	0.000	9.938	9.938	0.000	0.000	0.000
1552	Rural Water Supply Scheme Mauza 346/WB Tehsil Dunyapur. 22-08-15 Lodhran , Dunyapur	15.111	9.000	0.000	6.111	6.111	0.000	0.000	0.000
1553	Rural Water Supply Scheme Mauza 362/WB Dunyapur. 22-08-15 Lodhran , Dunyapur	26.312	12.000	0.000	14.312	14.312	0.000	0.000	0.000
1554	Rural Water Supply Scheme Mauza 365/WB Dunyapur. 22-08-15 Lodhran , Dunyapur	19.262	12.433	0.000	6.829	6.829	0.000	0.000	0.000
1555	Rural Water Supply Scheme Mauza 366/WB Dunyapur. 22-08-15 Lodhran , Dunyapur	21.412	12.490	0.000	8.922	8.922	0.000	0.000	0.000
1556	Rural Water Supply Scheme Mauza 373/WB and 386/WB Dunyapur. 22-08-15 Lodhran , Dunyapur	31.149	7.000	0.000	10.000	10.000	14.149	0.000	0.000
1557	Rural Water Supply Scheme Outabpur Dunyapur. 22-08-15 Lodhran , Dunyapur	31.193	8.000	0.000	10.000	10.000	13.193	0.000	0.000
1558	Rural Water Supply Scheme Chak No. 309/WB Approved Lodhran	18.960	8.000	0.000	10.960	10.960	0.000	0.000	0.000

WATER SUPPLY & SANITATION

Rural Water Supply Schemes

(Million Rs.)

GS No	Scheme Information Approval Date / Location	Est. Cost	Accum. Exp June,16	Provision for 2016-17			MTDF Projections		Throw fwd Beyond June, 2019
				Cap	Rev	G. Total (Cap+Rev)	2017-18	2018-19	
1	2	3	4	5	6	7	8	9	10
1559	Rural Water Supply Scheme Maqbool Wah & additional abadies Chak No. 297/WB Tehsil Dunyapur District Lodhran. 27-04-2015 Lodhran , Dunyapur	30.685	25.364	0.000	5.321	5.321	0.000	0.000	0.000
1560	Provision of Water Supply Schemes in Chak No. 135/10.R, District Khanewal. 17-09-15 Khanewal , Jahanian	50.639	5.000	0.000	20.000	20.000	25.639	0.000	0.000
1561	Provision of Water Supply Schemes in Chak No. 136/10.R, District Khanewal. 17-09-15 Khanewal , Jahanian	60.185	5.000	0.000	20.000	20.000	35.185	0.000	0.000
1562	Provision of Water Supply Schemes in Chak No. 137/10.R, District Khanewal. 17-09-15 Khanewal , Jahanian	66.687	5.000	0.000	40.000	40.000	21.687	0.000	0.000
1563	Provision of Water Supply Schemes in Chak No. 139/10.R, District Khanewal. 17-09-15 Khanewal , Jahanian	46.387	5.000	0.000	20.000	20.000	21.387	0.000	0.000
1564	Provision of Water Supply Schemes in Chak No. 123/10.R District Khanewal. 17-09-15 Khanewal , Jahanian	42.170	5.000	0.000	20.000	20.000	17.170	0.000	0.000
1565	Rural Water Supply Scheme Chak No.10/GH,11/GH,21/GH 22/GH & 23/GH Tehsil Kabirwala Approved Khanewal , Kabirwala	50.880	48.792	0.000	2.088	2.088	0.000	0.000	0.000
1566	Rehabilitation of Rural Water Supply Scheme Chak No.125/15-L (Jhandwali) Mianchannu Approved Khanewal , Mianchannu	8.484	8.227	0.000	0.257	0.257	0.000	0.000	0.000
1567	Rural Water Supply Scheme Chak No. 155/WB 27-04-15 Vehari	28.197	5.000	0.000	10.000	10.000	13.197	0.000	0.000
1568	Rehabilitation Water Supply Scheme Chak No.84/WB, Tehsil Mailsi, District Vehari. 27-04-15 Vehari , Mailsi	13.346	5.000	0.000	8.346	8.346	0.000	0.000	0.000
1569	Rehabilitation of Rural Water Supply Scheme Chak No. 409/EB Approved Vehari , Burewala	6.924	0.311	0.000	6.613	6.613	0.000	0.000	0.000
1570	Rehabilitation of Rural Water Supply Scheme Chak No.181/EB Tehsil Burewala District Vehari Approved Vehari , Burewala	7.525	0.581	0.000	6.944	6.944	0.000	0.000	0.000
1571	Rehab. Of Rural Water Supply Scheme Chak No.78/WB (2nd revised) Approved Vehari	22.863	13.074	0.000	9.789	9.789	0.000	0.000	0.000
1572	Provision of Water Supply Scheme in Notak Sakhani UC-Kala 11-11-2015 Dera Ghazi Khan	47.027	20.000	0.000	27.027	27.027	0.000	0.000	0.000
1573	Provision of Water Supply Scheme in Sabzani UC-Kala 11-11-2015 Dera Ghazi Khan	35.347	20.000	0.000	15.347	15.347	0.000	0.000	0.000
1574	Rural water Supply scheme Dibrani and Adjoining Abadies Tehsil Kot Chutta District D.G. Khan Approved Dera Ghazi Khan , Kot Chutta	8.693	4.241	0.000	4.452	4.452	0.000	0.000	0.000

WATER SUPPLY & SANITATION

Rural Water Supply Schemes

(Million Rs.)

GS No	Scheme Information Approval Date / Location	Est. Cost	Accum. Exp June,16	Provision for 2016-17			MTDF Projections		Throw fwd Beyond June, 2019
				Cap	Rev	G. Total (Cap+Rev)	2017-18	2018-19	
1	2	3	4	5	6	7	8	9	10
1575	Installation of Affri Dev Hand Pumps (Deep) at Different Location in Tehsil Jampur District Rajanpur "7" in No. 4-4-2015 Rajanpur , Jampur	30.128	15.000	0.000	15.128	15.128	0.000	0.000	0.000
1576	Rehabilitation of rural water supply scheme Haji Pur Tehsil Jham Pur 24-04-15 Rajanpur , Jampur	26.205	7.500	0.000	18.705	18.705	0.000	0.000	0.000
1577	Rural water supply scheme Bukhara Tehsil Jham Pur 24-04-15 Rajanpur , Jampur	19.071	8.970	0.000	10.101	10.101	0.000	0.000	0.000
1578	Rural water supply scheme Muhammad Pur Diwan Tehsil Jham Pur 24-04-2015 Rajanpur , Jampur	11.452	5.400	0.000	6.052	6.052	0.000	0.000	0.000
1579	Rural water supply scheme Miran Pur Thesil Jham Pur 24-04-2015 Rajanpur , Jampur	15.350	7.288	0.000	8.062	8.062	0.000	0.000	0.000
1580	Improvement of Rural Water Supply Scheme, Dajal. 23-12-14 Rajanpur , Jampur	238.419	130.000	0.000	20.000	20.000	44.210	44.210	0.000
1581	Rehabilitation of Rural Water Supply Scheme Nawan Shehar District Rajanpur. Approved Rajanpur , Jampur	2.119	1.129	0.000	0.990	0.990	0.000	0.000	0.000
1582	Rehabilitation of Rural Water Supply Scheme Kotla Ahmad and adjoining abadies Tehsil Jampur District Rajanpur Approved Rajanpur	1.003	0.847	0.000	0.156	0.156	0.000	0.000	0.000
1583	Rehabilitation of Rural Water Supply Scheme Kotla Robait Tehsil Jampur District Rajanpur Approved Rajanpur	1.071	0.847	0.000	0.224	0.224	0.000	0.000	0.000
1584	Rehabilitation of Rural Water Supply Scheme Basti Gul Muhammad Dasti Tehsil Jampur District Rajanpur. Approved Rajanpur	1.071	0.008	0.000	1.063	1.063	0.000	0.000	0.000
1585	Rural Water Supply Scheme Adda Jaman Shah Approved Layyah , Liaquatpur	5.368	4.471	0.000	0.897	0.897	0.000	0.000	0.000
1586	Construction of Rural Water Supply Scheme, Chak No.115/DB Pacci, Tehsil Yazman, District Bahawalpur 22-04-2015 Bahawalpur , Yazman	19.789	10.000	0.000	9.789	9.789	0.000	0.000	0.000
1587	Rural Water Supply Scheme Chak No.16/DNB & Manzoorabad Azafi Abadi Chak No.106-107/DB Tehsil Yazman District Bahawalpur (Revised). Approved Bahawalpur , yazman	7.450	7.019	0.000	0.431	0.431	0.000	0.000	0.000
1588	Water Supply Scheme Noor Sar (New & Old) 6-10-2015 Bahawalnagar	67.591	20.000	0.000	20.000	20.000	27.591	0.000	0.000
1589	Rural Water Supply Scheme Jand wala and Jand wala sani 18-08-2015 Bahawalnagar	27.146	10.000	0.000	17.146	17.146	0.000	0.000	0.000
1590	Water Supply Scheme Doonga Boonga 16-10-15 Bahawalnagar	170.379	60.000	0.000	20.000	20.000	45.190	45.190	0.000

WATER SUPPLY & SANITATION

Rural Water Supply Schemes

(Million Rs.)

GS No	Scheme Information Approval Date / Location	Est. Cost	Accum. Exp June,16	Provision for 2016-17			MTDF Projections		Throw fwd Beyond June, 2019
				Cap	Rev	G. Total (Cap+Rev)	2017-18	2018-19	
1	2	3	4	5	6	7	8	9	10
1591	Rural Water Supply Scheme Bala Arain 18-08-2015 Bahawalnagar	13.112	6.000	0.000	7.112	7.112	0.000	0.000	0.000
1592	Provision of Fund for Restoraion of Water Supply Scheme in his Constituency District Bahawalnagar (i) RWSS Khattan,(ii) RWSS Jananay wala, (iii) RWSS Ghulab Ali,(iv) RWSS Bajak & Khamay Wala 6-10-2015 Bahawalnagar	68.768	30.000	0.000	20.000	20.000	18.768	0.000	0.000
1593	Rural Water Supply Scheme Usman Khera & Adjoining Abadies. 18-08-15 Bahawalnagar , Haroonabad	18.199	10.000	0.000	8.199	8.199	0.000	0.000	0.000
1594	Rural Water Supply Scheme Chak Laleka & Adjoining Abadies Tehsil Minchanabad District Bahawalnagar(Scheme to be substitituted as RWSS Sch.Mari Mian Shaib, Dist. Bahawalangar as requested by Mian Shoukat Ali Laleka, MPA-PP-278) 18-08-15 Bahawalnagar , Minchanabad	20.412	0.500	0.000	19.912	19.912	0.000	0.000	0.000
1595	Water Supply Scheme Maroot, Tehsil Fort Abbas, District Bahawalnagar 16-10-15 Bahawalnagar , Fortabbas	110.437	20.000	0.000	20.000	20.000	35.219	35.219	0.000
1596	Rehabilitation of Rural Water Supply Scheme Chak No.62/4R, Tehsil Haroonabad District Bahawalnagar. 2-3-2015 Bahawalnagar , Haroonabad	39.362	32.688	0.000	6.674	6.674	0.000	0.000	0.000
1597	Rehabilitation of Rural Water Supply Scheme Chak No. 31/3R Tehsil Haroonabad District Bahawalnagar 11-4-2015 Bahawalnagar , Haroonabad	13.104	5.564	0.000	7.540	7.540	0.000	0.000	0.000
1598	Rehabilitation of Rural Water Supply Scheme Chak No.144/6R, Tehsil Haroonabad District Bahawalnagar. 2-3-2015 Bahawalnagar , Haroonabad	24.427	19.000	0.000	5.427	5.427	0.000	0.000	0.000
1599	RWSS Chak No.164/7-R Tehsil Haroonabad Approved Bahawalnagar , Haroonabad	13.432	8.254	0.000	5.178	5.178	0.000	0.000	0.000
1600	Rural Water Supply Scheme Chak No.102/P Approved Rahim Yar Khan	12.766	5.374	0.000	7.392	7.392	0.000	0.000	0.000
1601	Rural Water Supply Scheme Chak No.110/P Approved Rahim Yar Khan	12.709	7.191	0.000	5.518	5.518	0.000	0.000	0.000
Sub-Total: Rural Water Supply Schemes		7,821.387	3,677.913	0.000	2,201.160	2,201.160	1,309.108	633.207	0.000
Rural Sewerage Drainage Schemes									
1602	Drainage and Sanitation scheme in village Hameed, Tehsil Hazro, District Attock Approved Attock , Hazro	44.005	38.134	0.000	5.871	5.871	0.000	0.000	0.000
1603	Drainage / Sewerage System in Village Ghourgushti (Phase-II), Tehsil Hazro, District Attock Approved Attock , Hazro	91.904	40.000	0.000	15.000	15.000	36.904	0.000	0.000

WATER SUPPLY & SANITATION

Rural Sewerage Drainage Schemes

(Million Rs.)

GS No	Scheme Information Approval Date / Location	Est. Cost	Accum. Exp June,16	Provision for 2016-17			MTDF Projections		Throw fwd Beyond June, 2019
				Cap	Rev	G. Total (Cap+Rev)	2017-18	2018-19	
1	2	3	4	5	6	7	8	9	10
1604	Construction of Street Pavement in Village Kalu Kalan (Phase-II), (PP-16) Tehsil Hazro District Attock. Approved Attock , Hazro	26.227	11.226	0.000	10.000	10.000	5.001	0.000	0.000
1605	Rural Drainage Scheme Jattial, Tehsil & District Attock Approved Attock , Hazro	36.924	11.923	0.000	25.001	25.001	0.000	0.000	0.000
1606	Rural drainage scheme in villages Formli,haider Mallah,District Attock. Approved Attock	55.884	17.500	0.000	15.000	15.000	23.384	0.000	0.000
1607	Rural drainage scheme in villages RAmu,Bhadar Khan,District Attock. Approved Attock	29.208	7.500	0.000	10.000	10.000	11.708	0.000	0.000
1608	Rural Drainage Scheme for Village Bhoun 22-01-16 Chakwal , Kallar Kahar	13.798	4.000	0.000	9.798	9.798	0.000	0.000	0.000
1609	Const: of Water Channel & Upgradadtion of Pond in Village Khewal Approved Chakwal	5.000	2.500	0.000	2.500	2.500	0.000	0.000	0.000
1610	Const. of Sewerage & Drainage Scheme Kallar Kahar 17-09-2015 Chakwal , Kallar Kahar	103.823	20.000	0.000	15.000	15.000	34.412	34.412	0.000
1611	Improvement/Rehabilitation of Sewerage System in Bilal Town Tehsil & District jhelum. Approved Jhelum	29.800	10.000	0.000	10.000	10.000	9.800	0.000	0.000
1612	Rural Water Supply Scheme Shaheenabad Tehsil Sillanwali District Sargodha 27-04-2015 Sargodha , Sillanwali	16.665	13.700	0.000	2.965	2.965	0.000	0.000	0.000
1613	Rural Sewerage / Drainage Scheme Chak No. 133/SB & 138/SB Tehsil Sillanwali District Sargodha. 27-04-2015 Sargodha , Sillanwali	40.595	19.597	0.000	20.998	20.998	0.000	0.000	0.000
1614	Rural Drainage Scheme Chak No.06/NB 27-06-2015 Sargodha , Kot Momin	18.645	10.000	0.000	8.645	8.645	0.000	0.000	0.000
1615	Drainage Scheme Kot Ahmed, Hazoor Pur, Fateh Garh and Adjoining Abadies District Sargodha. 27-04-2015 Sargodha , Bhera	16.677	15.000	0.000	1.677	1.677	0.000	0.000	0.000
1616	Drainage Scheme Chak Mubarak, Dhall, Chawa and Adjoining Abadies District Sargodha. 27-04-2015 Sargodha , Bhera	16.913	15.000	0.000	1.913	1.913	0.000	0.000	0.000
1617	Drainage Scheme Ali Pur, Khan Muhammad Wala, Melowal and Adjoining Abadies District Sargodha. 27-04-2015 Sargodha , Bhera	16.746	15.000	0.000	1.746	1.746	0.000	0.000	0.000
1618	Const: of Drains Solling PCC Tuff Tile Culverts Nullah Miani Approved Sargodha	13.000	3.000	0.000	10.000	10.000	0.000	0.000	0.000
1619	Const: of Drains PCC Mohallah Sahnia Wala Mohalla Hadayat Shah Bhera Approved Sargodha	2.956	2.211	0.000	0.745	0.745	0.000	0.000	0.000

WATER SUPPLY & SANITATION

Rural Sewerage Drainage Schemes

(Million Rs.)

GS No	Scheme Information Approval Date / Location	Est. Cost	Accum. Exp June,16	Provision for 2016-17			MTDF Projections		Throw fwd Beyond June, 2019
				Cap	Rev	G. Total (Cap+Rev)	2017-18	2018-19	
1	2	3	4	5	6	7	8	9	10
1620	Const: Tuff tiles Ali Bhata Bhera Approved Sargodha	4.000	3.000	0.000	1.000	1.000	0.000	0.000	0.000
1621	Const: of Drains PCC Ali pur Saidan Approved Sargodha	4.000	2.000	0.000	2.000	2.000	0.000	0.000	0.000
1622	Const: of Drains PCC Solling Zain pur Approved Sargodha	3.500	3.000	0.000	0.500	0.500	0.000	0.000	0.000
1623	Repair & Improvement of road Kalyan pur Approved Sargodha	4.000	3.000	0.000	1.000	1.000	0.000	0.000	0.000
1624	Const: of Boundry wall & Grave yard Miani Approved Sargodha	4.000	3.000	0.000	1.000	1.000	0.000	0.000	0.000
1625	Const: of Boundry wall & Grave yard Muzafat Bhera Approved Sargodha	6.000	3.000	0.000	3.000	3.000	0.000	0.000	0.000
1626	Const: of Sabzi & Fruit Mandi Bhera (Pir Moen UI din Shah) Approved Sargodha	4.000	3.000	0.000	1.000	1.000	0.000	0.000	0.000
1627	Construction of Drains PCC Mohallah Saithian Wala,Naseer Abad,noor Pur Colony Bhera Approved Sargodha	2.160	2.000	0.000	0.160	0.160	0.000	0.000	0.000
1628	Construction of drains PCC Mohalla Chah Dohlana wala Mohalla Abkari Bhera Approved Sargodha	3.200	3.000	0.000	0.200	0.200	0.000	0.000	0.000
1629	Construction of drains PCC Mohalla Saithian wala main Road Abdullah market Bhera Approved Sargodha	2.400	2.000	0.000	0.400	0.400	0.000	0.000	0.000
1630	Construction of drains PCC in Din Pur Lokari & Tahir Abad Bhera Approved Sargodha	1.968	1.500	0.000	0.468	0.468	0.000	0.000	0.000
1631	Rural Drainage Scheme, Chak No. 62/MB 11-8-2015 Khushab	30.661	10.000	0.000	10.000	10.000	10.661	0.000	0.000
1632	Rehabilitation of rural water supply scheme Pail & Derajat (Tehsil & District Khushab) 11-8-2015 Khushab , Nowshera	28.082	23.000	0.000	5.082	5.082	0.000	0.000	0.000
1633	Construction of PCC Slabs in U.C. Bandial Khushab , Q Abad 11-8-2015 Khushab , Quaidabad	10.447	5.000	0.000	5.447	5.447	0.000	0.000	0.000
1634	Construction of PCC Slabs in Mitha Tiwana Khushab , Q Abad 11-8-2015 Khushab , Quaidabad	20.000	10.000	0.000	10.000	10.000	0.000	0.000	0.000
1635	Construction of PCC Slabs in U.C. Botala.Khushab , Q Abad 11-8-2015 Khushab , Quaidabad	20.000	10.000	0.000	10.000	10.000	0.000	0.000	0.000

WATER SUPPLY & SANITATION

Rural Sewerage Drainage Schemes

(Million Rs.)

GS No	Scheme Information Approval Date / Location	Est. Cost	Accum. Exp June,16	Provision for 2016-17			MTDF Projections		Throw fwd Beyond June, 2019
				Cap	Rev	G. Total (Cap+Rev)	2017-18	2018-19	
1	2	3	4	5	6	7	8	9	10
1636	Construction of PCC Slabs in U.C. Bijar. Khushab , Q Abad 11-8-2015 Khushab , Quaidabad	20.000	10.000	0.000	10.000	10.000	0.000	0.000	0.000
1637	Construction of PCC Slabs in U.C. Warcha Khushab , Q Abad 11-8-2015 Khushab , Quaidabad	10.422	5.000	0.000	5.422	5.422	0.000	0.000	0.000
1638	Construction of PCC Slabs in U.C. Chak No.14/MB. Khushab , Q Abad 11-8-2015 Khushab , Quaidabad	20.000	10.000	0.000	10.000	10.000	0.000	0.000	0.000
1639	Const. of PCC Slab, Surface Drain, Sullage Carrier & brick pavement Mitha Tiwana District Khushab Approved Khushab	29.022	26.243	0.000	2.779	2.779	0.000	0.000	0.000
1640	Sewerage / Drainage Scheme Mouch, District Mianwali 4-8-2015 Mianwali	66.467	30.000	0.000	20.000	20.000	16.467	0.000	0.000
1641	Sewerage, Draillage, PCC Slab at Abadies of Tehsil Kallur Kot, Raitri, Fazil, Hassan wala, Kanjan, Mallana UC, Dhudianwala, Vithoy wala, Saeed wala, Akairan wala, Daki, Chargal. 11-8-2015 Bhakkar , Kallur Kot	10.000	3.000	0.000	7.000	7.000	0.000	0.000	0.000
1642	Sewerage Scheme Dullay Wala Tehsil Darya Khan Distt: Bhakkar 11-8-2015 Bhakkar , Darya Khan	95.882	50.000	0.000	10.000	10.000	35.882	0.000	0.000
1643	RDS Scheme Chak No. 153/RB 20-08-2015 Faisalabad , Chak Jhumra	9.000	5.500	0.000	3.500	3.500	0.000	0.000	0.000
1644	Rural Drainage Scheme, Chak No. 69/RB Approved Faisalabad , Jaranwala	20.000	5.000	0.000	15.000	15.000	0.000	0.000	0.000
1645	Rural Drainage Scheme, Chak No. 70/RB Approved Faisalabad , Jaranwala	20.000	5.000	0.000	15.000	15.000	0.000	0.000	0.000
1646	Const: of Sewerage Scheme Chak No. 469/GB. 7-9-2015 Faisalabad , Sammundri	22.374	16.614	0.000	5.760	5.760	0.000	0.000	0.000
1647	Construction of Streets and Drains at Mohallah Salamat Pura 10-2-2016 Gujranwala	8.730	4.315	0.000	4.415	4.415	0.000	0.000	0.000
1648	Construction of Streets and Drains at Mohallah Rasul Nagar Kasoke Road 10-2-2016 Gujranwala	10.864	5.382	0.000	5.482	5.482	0.000	0.000	0.000
1649	PCC and Sewerage Schemes at Khiali Shahpur, District Gujranwala. 7-1-2016 Gujranwala	198.500	69.200	0.000	5.000	5.000	62.150	62.150	0.000
1650	PCC, Sewerage / Drainage Scheme Disposal, UC Nandpur & UC Botala Sham Singh 25-04-15 Gujranwala	39.653	20.661	0.000	18.992	18.992	0.000	0.000	0.000
1651	PCC, Sewerage / Drainage Scheme Disposal, UC Kot Shera, UC Marali Wal & UC Dhriwala 25-04-15 Gujranwala	49.446	20.000	0.000	29.446	29.446	0.000	0.000	0.000

WATER SUPPLY & SANITATION

Rural Sewerage Drainage Schemes

(Million Rs.)

GS No	Scheme Information Approval Date / Location	Est. Cost	Accum. Exp June,16	Provision for 2016-17			MTDF Projections		Throw fwd Beyond June, 2019
				Cap	Rev	G. Total (Cap+Rev)	2017-18	2018-19	
1	2	3	4	5	6	7	8	9	10
1652	PCC, Sewerage/Drainage Scheme, UC Sansra Goraya 7-9-2015 Gujranwala	29.587	10.587	0.000	19.000	19.000	0.000	0.000	0.000
1653	PCC, Sewerage / Drainage Scheme Disposal, UC City Ladhywala Warraich, Oila Dedar Singh, Madu Khalil & Ghakhar City 25-04-15 Gujranwala	79.647	40.499	0.000	39.148	39.148	0.000	0.000	0.000
1654	Drainage & PCC Scheme Jagowala, Bubbar 25-04-15 Gujranwala , Nowshera Virkan	29.683	10.187	0.000	19.496	19.496	0.000	0.000	0.000
1655	Drainage & PCC Scheme Chahal Kalan, Kot Abdul malik, Gogrnwalay 25-04-15 Gujranwala , Nowshera Virkan	28.863	10.698	0.000	18.165	18.165	0.000	0.000	0.000
1656	Drainage & PCC Scheme Uddowali, Beriwal 25-04-15 Gujranwala , Nowshera Virkan	29.778	12.783	0.000	16.995	16.995	0.000	0.000	0.000
1657	Rural Drainage & PCC Scheme Shamsa Dhada / Dera Jaat, Pagala / Dera Jaat, Mari Bhindran, Budha Goraya / Chitti Goraya, Piple Goraya / Lala Pur and Nowshera Virkan / Mohallah Bath / Mohallah Ranwala/ mohallah Islampura 25-04-15 Gujranwala , Nowshera Virkan	44.983	10.000	0.000	15.000	15.000	19.983	0.000	0.000
1658	Constt. Of PCC Streets, Drain at Ali Pur Chattha City Tehsil Wazirabad, Distt. Gujranwala Approved Gujranwala , Wazirabad	10.000	5.000	0.000	5.000	5.000	0.000	0.000	0.000
1659	Constt. Of PCC Streets, Drain at Sohda Talwara Tehsil Wazirabad, Distt. Gujranwala Approved Gujranwala , Wazirabad	4.000	3.000	0.000	1.000	1.000	0.000	0.000	0.000
1660	Constt. Of PCC Streets, Drain at Vangowali Kotla Peeran, Tehsil Wazirabad Distt. Gujranwala Approved Gujranwala , Wazirabad	4.000	3.000	0.000	1.000	1.000	0.000	0.000	0.000
1661	Constt. Of PCC Street, Drain at Hiranwal Khurd, Adil Garh not Tehsil Wazirabad, Distt. Gujranwala Approved Gujranwala , Wazirabad	3.500	3.000	0.000	0.500	0.500	0.000	0.000	0.000
1662	Constt. Of PCC Street, Drain at Shair Pur, Pandore Khurd Jhahnwala Lahore, Tehsil Wazirabad, Gujranwala Approved Gujranwala , Wazirabad	3.000	2.000	0.000	1.000	1.000	0.000	0.000	0.000
1663	Const: of disposal / Sewerage Drainage PCC Scheme Morr Eminabad Sharqi UC Dhillanwali Tehsil & Distt Gujranwala 7-1-2016 Gujranwala	199.920	40.000	0.000	30.000	30.000	64.960	64.960	0.000
1664	Const: of disposal / Sewerage Drainage PCC Scheme Morr Eminabad Gharbi(Audo Rai) UC Maraliwala Tehsil & Distt Gujranwala 7-1-2016 Gujranwala	178.291	40.000	0.000	20.000	20.000	59.146	59.146	0.000
1665	Provision of Drainage Facilities at Tatley Aali, Tehsil Nowshera Virkan Distt Gujranwala 2-1-2016 Gujranwala , Nowshera Virkan	25.000	5.000	0.000	20.000	20.000	0.000	0.000	0.000

WATER SUPPLY & SANITATION

Rural Sewerage Drainage Schemes

(Million Rs.)

GS No	Scheme Information Approval Date / Location	Est. Cost	Accum. Exp June,16	Provision for 2016-17			MTDF Projections		Throw fwd Beyond June, 2019
				Cap	Rev	G. Total (Cap+Rev)	2017-18	2018-19	
1	2	3	4	5	6	7	8	9	10
1666	Drainage, Sewerage & PCC UC Atawa, UC Rakh Kikran Wali Approved Gujranwala	280.818	17.000	0.000	30.000	30.000	116.909	116.909	0.000
1667	Provision of Drainage Facilities of Qila Mustafa Abad Dera Jaat, Tehsil Nowshera Virkan Distt Gujranwala Approved Gujranwala , Nowshera Virkan	17.500	10.000	0.000	7.500	7.500	0.000	0.000	0.000
1668	Provision of Drainage Facilities at Tung Kalan, Tehsil Nowshera Virkan Distt Gujranwala Approved Gujranwala , Nowshera Virkan	20.000	10.000	0.000	10.000	10.000	0.000	0.000	0.000
1669	Const. of Drainage / PCC UC Sharifpura Kamoki City 7-9-2015 Gujranwala , Kamonki	21.736	10.000	0.000	11.736	11.736	0.000	0.000	0.000
1670	Sewerage scheme For Kotli Peer Ahmad Shah Adjacent Area District Gujranwala 7-9-2015 Gujranwala	82.696	40.000	0.000	15.000	15.000	27.696	0.000	0.000
1671	Provision of sewerage, Drainage and water supply scheme in Qila Dedar Singh, Gujranwala 9-12-2015 Gujranwala	196.624	40.000	0.000	5.000	5.000	75.812	75.812	0.000
1672	Const. of Drain, PCC, Nullah & Solling etc at Mohalla Iqbal Nagar Manget Un-Approved Hafizabad	30.000	5.000	0.000	15.000	15.000	10.000	0.000	0.000
1673	Rural Drainage Scheme, Chak Bhatti & Allied Abadies. Approved Hafizabad	12.000	9.000	0.000	3.000	3.000	0.000	0.000	0.000
1674	Rural Drainage Scheme, Kot Ishaq i/c Allied Abadies. Approved Hafizabad	10.000	8.500	0.000	1.500	1.500	0.000	0.000	0.000
1675	Rural Drainage Scheme Solangi Khral i/c Allied Abadies. Approved Hafizabad	13.000	8.500	0.000	4.500	4.500	0.000	0.000	0.000
1676	Rural Drainage Scheme Solanwala i/c Allied Abadies. Approved Hafizabad	15.000	8.500	0.000	6.500	6.500	0.000	0.000	0.000
1677	Rural Drainage Scheme Vanike Tarar & Allied Abadies. Approved Hafizabad	20.000	8.500	0.000	11.500	11.500	0.000	0.000	0.000
1678	Rural Drainage scheme Bukkan Kalan 7-9-2015 Hafizabad	29.591	18.000	0.000	11.591	11.591	0.000	0.000	0.000
1679	Construction of Streets & Drains in 16 union Councils District Gujrat 12-12-2014 Gujrat	50.720	45.824	0.000	4.896	4.896	0.000	0.000	0.000
1680	Drainage/Sewerage and Water Supply Scheme of Mangat and Rasul Approved Mandi Bahauddin	106.633	77.175	0.000	29.458	29.458	0.000	0.000	0.000
1681	Provision of Sewerage / Drainage / Pavement in Halian & Ghanian, Tehsil Phalia Approved Mandi Bahauddin , Phalia	51.543	30.004	0.000	21.539	21.539	0.000	0.000	0.000

WATER SUPPLY & SANITATION

Rural Sewerage Drainage Schemes

(Million Rs.)

GS No	Scheme Information Approval Date / Location	Est. Cost	Accum. Exp June,16	Provision for 2016-17			MTDF Projections		Throw fwd Beyond June, 2019
				Cap	Rev	G. Total (Cap+Rev)	2017-18	2018-19	
1	2	3	4	5	6	7	8	9	10
1682	Provision of Sewerage / Drainage / Pavement in Sarlay,Lasoori Kalan,Duggal, Phalia Boota (Incl. THO Hospital), Tehsil Pahila Approved Mandi Bahauddin , Phalia	51.540	30.000	0.000	21.540	21.540	0.000	0.000	0.000
1683	Provision of Sewerage / Drainage System at Miana Gondal & Faqirian + Head Faqirian in Constituency PP-118, Tehsil Malkwal Approved Mandi Bahauddin , Malikwal	52.209	17.995	0.000	15.000	15.000	19.214	0.000	0.000
1684	Sewerage / Dranage Scheme Southren Side & Left Over Areas village Haria with Adjescent Abadies Approved Mandi Bahauddin , Malikwal	52.244	14.000	0.000	15.000	15.000	23.244	0.000	0.000
1685	Construction of Solling, Drainage, PCC & Sewerage in Villages/Dera Jaat Kotli Pandowal Approved Mandi Bahauddin	20.000	10.000	0.000	10.000	10.000	0.000	0.000	0.000
1686	Sewerage/Drainage/Tuff tiles/PCC Scheme in Villages Kailu,Kot Reman Shah,Bambli,Sainthal,Sheikh Alipur,Chak Jano Khurd, Aadu Sarwani, Lasoori Khurd, Kotla Mehmood Shah,Dhal,Kot Sattar Sharqi,daday,Chatkay,Phiray,Pir Bullah,Kot Ghulam Rasool and Phalia Ci Approved Mandi Bahauddin , Phalia	45.008	30.000	0.000	15.008	15.008	0.000	0.000	0.000
1687	Construction of streets/Drains/Sewerage and Installation of filtration plant in PP-116 District MB Din Approved Mandi Bahauddin	40.000	20.000	0.000	20.000	20.000	0.000	0.000	0.000
1688	Rural Sewerage & Drainage Scheme Village Mianwal, Tehsil & District M.B. Din Approved Mandi Bahauddin	54.350	23.000	0.000	31.350	31.350	0.000	0.000	0.000
1689	Rural Sewerage / Drainage Scheme Village Gujra, Tehsil Malikwal, District M.B. DIN Approved Mandi Bahauddin , Malikwal	77.770	10.000	0.000	20.000	20.000	23.885	23.885	0.000
1690	Rural Sewerage / Drainage Scheme Village Kuthiala Sheikhhan, Tehsil & District M.B. DIN Approved Mandi Bahauddin	57.603	10.000	0.000	20.000	20.000	27.603	0.000	0.000
1691	Rural Sewerage/Drainage scheme village Bosal, Tehsil Malikwal, District M.B. Din Approved Mandi Bahauddin , Malikwal	94.563	37.000	0.000	15.000	15.000	21.282	21.282	0.000
1692	Rural Drainage Scheme Village Mona Syedan, Tehsil Malikwal, District M.B. Din Approved Mandi Bahauddin , Malikwal	19.433	10.000	0.000	9.433	9.433	0.000	0.000	0.000
1693	Construction of RCC Sewer & RCC from Zohara Memorial Hospital Chowk to Railway Crossing to Ajmal Garden to Shetab Garha to Adalat Pur road to Nullah Aik, Tehsil & District Sialkot 17-1-15 Sialkot	90.507	59.998	0.000	30.509	30.509	0.000	0.000	0.000
1694	Const: of Streets/drains & PCC & Village Saidpur Kalan Approved Sialkot	2.500	0.500	0.000	2.000	2.000	0.000	0.000	0.000
1695	Const: of Streets/drains & PCC & Village Partanwali Approved Sialkot	3.500	0.500	0.000	3.000	3.000	0.000	0.000	0.000

WATER SUPPLY & SANITATION

Rural Sewerage Drainage Schemes

(Million Rs.)

GS No	Scheme Information Approval Date / Location	Est. Cost	Accum. Exp June,16	Provision for 2016-17			MTDF Projections		Throw fwd Beyond June, 2019
				Cap	Rev	G. Total (Cap+Rev)	2017-18	2018-19	
1	2	3	4	5	6	7	8	9	10
1696	Providing & Laying of Sewer / Nullah & Tuff Tile Mohallah Dabouji Arrain, UC Doubrji Arrain, Distt. Sialkot Approved Sialkot	49.000	15.000	0.000	15.000	15.000	19.000	0.000	0.000
1697	Providing & Laying of Sewer / Nullah & Tuff Tile Mohallah Bogra, Street of Fateh garh Road etc. UC Fateh, Distt. Sialkot Approved Sialkot	22.500	15.000	0.000	7.500	7.500	0.000	0.000	0.000
1698	Construction of Sewerage at Village Phanget Approved Sialkot	11.667	5.000	0.000	6.667	6.667	0.000	0.000	0.000
1699	Providing Laying of Sewer/ Nullah & Tuff Tile Mohallah Din Pura, Eid Gah, Miana Pura, Toheed Town, Jamia Kasjid Ramzan UC Miana Pura Approved Sialkot	21.000	20.000	0.000	1.000	1.000	0.000	0.000	0.000
1700	Providing Laying of Sewer/ Nullah & Tuff Tile Mohallah Bazar Ninasan Jandar Bazzar, Gali Phoolan Wali, Galla Mandi, Gali Ch. Riaz & Path Jubli Garden Wala UC Imam Sahib Approved Sialkot	12.000	11.000	0.000	1.000	1.000	0.000	0.000	0.000
1701	Providing of Sewer. Nullah & Tuff Tile Mohallah Islam Nagar Latif Abad UC Kotli Behram Approved Sialkot	12.000	11.000	0.000	1.000	1.000	0.000	0.000	0.000
1702	Construction of sewerage, drainage scheme kisney wali rakhnay and Ittefaq pura, District Sialkot. Approved Sialkot	18.833	12.000	0.000	6.833	6.833	0.000	0.000	0.000
1703	Construction of Sewerage, Drainage Scheme Talwara Mughlan, District Sialkot. Approved Sialkot	27.087	18.000	0.000	9.087	9.087	0.000	0.000	0.000
1704	Construction of Nullah from Nullah Bhed Shell pump chowk to Pakistan chowk to Nullah Phalko mehmoed Ghaznavi road. Approved Sialkot	46.780	20.000	0.000	13.000	13.000	13.780	0.000	0.000
1705	Construction of PCC Streets and Drainage Scheme Mohallah Nizamabad Shafi da Bhatta Pindian Arrian and Irshad Pura, District Sialkot. Approved Sialkot	23.729	15.000	0.000	8.729	8.729	0.000	0.000	0.000
1706	Construction of PCC Streets and Drainage Scheme Bonga Jodey Wali Kurd, District Sialkot. Approved Sialkot	22.015	15.000	0.000	7.015	7.015	0.000	0.000	0.000
1707	Provision of PCC/Soling /Nalian/Streets Schemes at Bohalwala Bashamula Chak Kheena, Kotli Nonaan, Kot Dharan, Badoki Cheema, Kot Bhagat, Jalianwala, Ahmedabad 7-9-2015 Sialkot, Sambral	29.500	9.000	0.000	10.500	10.500	10.000	0.000	0.000
1708	Provision of PCC/Soling/nalian/Streets Schemes at Malkhanwala Bashamula Wan, Pasia, Firdospu, Bangla Nai Abadi, Chak Basaow, Dhop Sari, Hameed Colony, Malowali, Abdullah Abad, Dera Roshan Gujjar, Amreekh Pura 7-9-2015 Sialkot, Sambral	29.500	9.000	0.000	10.500	10.500	10.000	0.000	0.000

WATER SUPPLY & SANITATION

Rural Sewerage Drainage Schemes

(Million Rs.)

GS No	Scheme Information Approval Date / Location	Est. Cost	Accum. Exp June,16	Provision for 2016-17			MTDF Projections		Throw fwd Beyond June, 2019
				Cap	Rev	G. Total (Cap+Rev)	2017-18	2018-19	
1	2	3	4	5	6	7	8	9	10
1709	Provision of PCC/Soling/nalian/Streets Schemes at Baigo Wala Bashamula Kot Marth, Kot Muhammad Hussain, Pipli Wala, Teko Wala, Bego Wala Adda, Bhola Musa, Kotli Bawarian, Kot Khuda Yar, Kot Qadar Daar, Randheer, Bagrian, Chak Kupa, Ghulab Garh, Doburji Cha 7-9-2015 Sialkot , Sambral	29.500	9.000	0.000	10.500	10.500	10.000	0.000	0.000
1710	Provision of PCC/Soling/nalian/Streets Schemes at Kopra Bashamula Kopra khurd, kopran kalan, Dado Wali, Damyal, Dogranwali, Ghuman Wali, kot Sarang, Dera Mojdin, Dera Bhattian, Mustgrh, kolti khokhran, kotli khurd, kotli khokhran klan, Dodowal, Sarankay 7-9-2015 Sialkot , Sambral	29.000	4.000	0.000	15.000	15.000	10.000	0.000	0.000
1711	Provision of PCC/Soling/nalian/Streets Schemes at Nawar pind Bashamula Akbarabad, pandal, chnnu Moam, Majothra, kotla 7-9-2015 Sialkot	45.000	4.000	0.000	15.000	15.000	26.000	0.000	0.000
1712	Provision of PCC/Soling/nalian/Streets Schemes at Sheeni Bashamula Chaila, bjola, Muljhan, Sagar, punowal rattowal Chogpur 7-9-2015 Sialkot	45.000	19.000	0.000	15.000	15.000	11.000	0.000	0.000
1713	Provision of PCC/Soling/nalian/Streets Schemes at Majra kalan, Chak Ekhtiar, Dingowal, Mahiwal, rakh Noshera, Khothay pardansingh (Islamabad) Khothay Chishtian, Dorarbe, Malianwala Jattan & Arrian, Pano Attari Hussain Pur , Jamal Pur, 7-9-2015 Sialkot , Sambral	45.000	21.741	0.000	13.259	13.259	10.000	0.000	0.000
1714	Provision of Sewerage Drainage , PCC Soling, Drainage in UC(Construction of Streets & Drains PCC brick pavement/ Nullah Villages Jarwal, Chak Lala, Saidnial, Chawinda, Chobara, Chah Jatta, Kotli Mughlan, balowali, Uddowali, Dugri Harian, Sangraipur, Joy Approved Sialkot	10.000	1.000	0.000	9.000	9.000	0.000	0.000	0.000
1715	Provision of Sewerage Drainage , PCC Soling, Drainage in UC(Construction of Streets & Drains PCC brick pavement/ Nullah Villages Bauddi Dhoney, Salhowal, Kotli Lala, Peero Shah, Chak Alya, Behrampur, Bhooni, Bhagnian, Kot Kalal, Judhala, Kotli Tarkhanan, Approved Sialkot	10.000	1.000	0.000	9.000	9.000	0.000	0.000	0.000
1716	Provision of Sewerage Drainage , PCC Soling, Drainage in UC (Construction of Streets & Drains PCC brick pavement/ Nullah Villages Ramke, Mardana, Nakhey, Abdali, Salimke, Lalial, Ghumnal, Naju Chak, Salanke, Sangial, Merajke, Dinaga, Tourianwala, Chahal Approved Sialkot	10.000	1.000	0.000	9.000	9.000	0.000	0.000	0.000

WATER SUPPLY & SANITATION

Rural Sewerage Drainage Schemes

(Million Rs.)

GS No	Scheme Information Approval Date / Location	Est. Cost	Accum. Exp June,16	Provision for 2016-17			MTDF Projections		Throw fwd Beyond June, 2019
				Cap	Rev	G. Total (Cap+Rev)	2017-18	2018-19	
1	2	3	4	5	6	7	8	9	10
1717	Provision of Sewerage Drainage , PCC Solling, Drainage in UC (Construction of Streets & Drains PCC brick pavement/ Nullah Villages Musapur, Gogial, Barthal, Dhamala Hakimwala, Sajanwala, Dosandiwal, Nandipur, Malike Sharaf Din, Joian, Umeranwali, Sabazpir Approved Sialkot	10.000	1.000	0.000	9.000	9.000	0.000	0.000	0.000
1718	Const. of Nullah from Sublime Chowk to Uggoki More to Sahowala Bridge to Syphonof Nullah Aik, Sialkot 28-1-2016 Sialkot	302.048	70.000	0.000	20.000	20.000	106.024	106.024	0.000
1719	Const. of PCC Drainage / Sewerage Sialkot 7-9-2015 Sialkot	50.000	30.000	0.000	5.000	5.000	15.000	0.000	0.000
1720	Cosnt. Of Streets, Drains, PCC and Soling UC, Bogray, Budha Goraya, Bharthanwala 7-9-2015 Sialkot , Daska	40.000	20.000	0.000	10.000	10.000	10.000	0.000	0.000
1721	Sewerage scheme for Oncha Sadawala, Narowal. 3-5-2014 Narowal	51.369	29.927	0.000	21.442	21.442	0.000	0.000	0.000
1722	Sewerage scheme for Ghaziwal, Narowal. 3-5-2014 Narowal	38.524	24.995	0.000	13.529	13.529	0.000	0.000	0.000
1723	Rural Drainage / Sewerage and installtion of water purificiton plant in village Mardowal, Sharkargarh 7-9-2015 Narowal , Shakargarh	48.787	20.000	0.000	8.787	8.787	20.000	0.000	0.000
1724	Rural Drainage PCC Scheme and installation of water purification plant in Village Jabbal, 7-9-2015 Narowal , Shakargarh	51.929	20.000	0.000	20.000	20.000	11.929	0.000	0.000
1725	Construction of PCC/Street/Nalian at Fazil Pur & others(No.13 scheme) 7-9-2015 Narowal , Shakargarh	34.820	20.000	0.000	14.820	14.820	0.000	0.000	0.000
1726	Sewerage, System in Basti Amin Pura, tehsil Raiwind (left over area), Lahore 25-10-2013 Lahore , Raiwind	132.791	125.320	0.000	7.471	7.471	0.000	0.000	0.000
1727	Rural Drainage Scheme Kamahan & Adjoining Abadies 9-4-2014 Lahore , Raiwind	143.277	57.003	0.000	14.248	14.248	36.013	36.013	0.000
1728	Disposal of Waste Water of Manga Mandi upto River Ravi 26-02-2016 Lahore , Raiwind	152.739	25.027	0.000	5.000	5.000	61.356	61.356	0.000
1729	Provision of Sanitation Facilities including construction of Lift Station at Tahayat & Chandrai Village, Lahore. 2-1-2015 Lahore , Lahore Cantt	93.762	25.335	0.000	5.000	5.000	31.714	31.714	0.000
1730	Project Development of Mission Colony Raiwind Lahore into a Model Colony Distt. Lahore Approved Lahore , Raiwind	48.447	38.000	0.000	10.447	10.447	0.000	0.000	0.000
1731	PCC & Drainage at Salamatpura and adjoining abadies,lahore 17-08-2015 Lahore , Lahore Cantt	99.819	60.000	0.000	19.819	19.819	20.000	0.000	0.000

WATER SUPPLY & SANITATION

Rural Sewerage Drainage Schemes

(Million Rs.)

GS No	Scheme Information Approval Date / Location	Est. Cost	Accum. Exp June,16	Provision for 2016-17			MTDF Projections		Throw fwd Beyond June, 2019
				Cap	Rev	G. Total (Cap+Rev)	2017-18	2018-19	
1	2	3	4	5	6	7	8	9	10
1732	Construction of PCC and Drainage at Manga Mandi 24-11-2015 Lahore , Raiwind	199.606	8.000	0.000	15.000	15.000	88.303	88.303	0.000
1733	Construction of PCC and Drainage at Khurd Pur 17-08-2015 Lahore , Raiwind	72.783	6.000	0.000	15.000	15.000	25.892	25.892	0.000
1734	Construction of PCC and Drainage at Chung 6-11-2015 Lahore , Raiwind	128.380	6.000	0.000	15.000	15.000	53.690	53.690	0.000
1735	PCC & Drainage Scheme in Dullu Kalan and Khurd and Adjoining Abadies, UC-142 15-10-2015 Lahore , Lahore Cantt	119.907	114.000	0.000	5.907	5.907	0.000	0.000	0.000
1736	PCC & Drainage Scheme in Kot Pars Ram, Azad Town, Gulvera, Shehzada, Asal Suleman, UC-150, Approved Lahore	65.000	55.000	0.000	10.000	10.000	0.000	0.000	0.000
1737	PCC & Drainage Scheme in Jia Bhagga, Kingra and Karyal, Khana Nepal, Jheedo, UC-147, Approved Lahore	80.000	70.000	0.000	10.000	10.000	0.000	0.000	0.000
1738	PCC & Drainage Scheme in Mehdipur, Rorra Bhogan Nepal, UC-66, Approved Lahore	35.000	25.000	0.000	10.000	10.000	0.000	0.000	0.000
1739	Construction of PCC Nallah Different Streets Jallo Village Manawan Village UC-52 Lahore Approved Lahore , Lahore Cantt	16.001	10.386	0.000	5.615	5.615	0.000	0.000	0.000
1740	Construction of PCC and Drainage at Sheikh Da Kot,lahore 17-08-2015 Lahore , Raiwind	41.602	13.000	0.000	15.000	15.000	13.602	0.000	0.000
1741	Construction of PCC and Drainage at Pajian,lahore 17-08-2015 Lahore , Raiwind	40.497	13.000	0.000	15.000	15.000	12.497	0.000	0.000
1742	Construction of PCC and Drainage at Maanak 17-08-2015 Lahore , Raiwind	36.097	8.000	0.000	15.000	15.000	13.097	0.000	0.000
1743	Construction of PCC and Drainage at Mohlanwal 17-08-2015 Lahore , Raiwind	52.559	11.077	0.000	15.000	15.000	26.482	0.000	0.000
1744	Construction of PCC and Drainage at Adda Talaab Saral 17-08-2015 Lahore , Raiwind	29.867	6.000	0.000	10.000	10.000	13.867	0.000	0.000
1745	Construction of Drain in Manawan Village Lahore 17-08-2015 Lahore , Lahore Cantt	9.752	7.665	0.000	2.087	2.087	0.000	0.000	0.000
1746	Rural Drainage Scheme Faizpur Khurd Ilc abadis, Tehsil Ferozewala Approved Sheikhpura , Ferozewala	152.400	42.750	0.000	15.000	15.000	47.325	47.325	0.000
1747	Rural Drainage & PCC Scheme UC Dhamkey Approved Sheikhpura , Ferozwala 14-12-2013 Sheikhpura , Shariqpur	99.785	27.000	0.000	15.000	15.000	28.893	28.893	0.000

WATER SUPPLY & SANITATION

Rural Sewerage Drainage Schemes

(Million Rs.)

GS No	Scheme Information Approval Date / Location	Est. Cost	Accum. Exp June,16	Provision for 2016-17			MTDF Projections		Throw fwd Beyond June, 2019
				Cap	Rev	G. Total (Cap+Rev)	2017-18	2018-19	
1	2	3	4	5	6	7	8	9	10
1748	Rural Drainage & PCC Scheme UC Mahmood Kot, Sheikhpura , Sharqpur 14-12-2013 Sheikhpura , Shariqpur	47.335	41.000	0.000	6.335	6.335	0.000	0.000	0.000
1749	Rural Drainage & PCC Tuff Tile Scheme UC Sharqpur, Sheikhpura 14-12-2013 Sheikhpura , Shariqpur	97.335	30.000	0.000	15.000	15.000	26.168	26.168	0.000
1750	Rural Drainage & PCC Scheme UC QuershianApproved Sheikhpura , Sharqpur 14-12-2013 Sheikhpura , Shariqpur	87.395	56.200	0.000	31.195	31.195	0.000	0.000	0.000
1751	Rural Drainage & PCC Scheme UC Mandain WalaApproved Sheikhpura , Sharqpur 14-12-2013 Sheikhpura , Shariqpur	99.456	32.886	0.000	15.000	15.000	25.785	25.785	0.000
1752	Rural Drainage & PCC Scheme UC Marh Bhagawan Approved Sheikhpura 14-12-2013 Sheikhpura , Shariqpur	99.548	50.000	0.000	15.000	15.000	34.548	0.000	0.000
1753	Rural Drainage & PCC Scheme UC Sahjowal Approved Sheikhpura , Sharqpur 14-12-2013 Sheikhpura , Shariqpur	58.796	48.500	0.000	10.296	10.296	0.000	0.000	0.000
1754	Rural Sewerage & Drainage System at Village Kot Pindi Das Tehsil Ferozewala, Distt. Sheikhpura Approved Sheikhpura 17-01-2014 Sheikhpura , Ferozewala	145.469	26.700	0.000	15.000	15.000	51.885	51.885	0.000
1755	Rural Drainage & PCC Scheme, UC Sehjowal Distt: Sheikhpura (Revised Rs. 26.095 to 93.095), Sheikhpura 8-4-2015 Sheikhpura , Shariqpur	93.090	35.915	0.000	15.000	15.000	21.088	21.088	0.000
1756	Rural Drainage & PCC Scheme, UC Faizpur Kalan Distt: Sheikhpura Approved Sheikhpura 28-03-2014 Sheikhpura , Ferozewala	93.097	53.720	0.000	39.377	39.377	0.000	0.000	0.000
1757	Rural Drainage & PCC Scheme, UC-Mhar Bhanguwan Distt: Sheikhpura Approved 28-03-2014 Sheikhpura , Shariqpur	95.862	54.805	0.000	30.000	30.000	11.057	0.000	0.000
1758	Rural Drainage & PCC Scheme, UC-Easan (Oureshianwala) Distt: Sheikhpura (Revised Rs. 29.915 to 97.245) 28-03-2014 Sheikhpura , Shariqpur	97.240	52.487	0.000	30.000	30.000	14.753	0.000	0.000
1759	Rural Drainage & PCC Scheme, UC Baddo Distt: Sheikhpura (Revised Rs.45.50 to 94.644)Approved Sheikhpura , Ferozwala 24-11-2014 Sheikhpura , Ferozewala	94.610	90.644	0.000	3.966	3.966	0.000	0.000	0.000
1760	Rural Drainage & PCC Scheme, Wandala Dial Shah UC-24 Distt: Sheikhpura (Revised Rs. 47.10 to 95.557) Approved Sheikhpura 24-11-2014 Sheikhpura , Shariqpur	98.371	84.065	0.000	14.306	14.306	0.000	0.000	0.000
1761	Rural Drainage & PCC Scheme, Wandala Dial Shah UC-25 Distt: Sheikhpura (Revised Rs. 47.50 to 95.557) Approved Sheikhpura 24-11-2014 Sheikhpura , Shariqpur	95.117	82.125	0.000	12.992	12.992	0.000	0.000	0.000

WATER SUPPLY & SANITATION

Rural Sewerage Drainage Schemes

(Million Rs.)

GS No	Scheme Information Approval Date / Location	Est. Cost	Accum. Exp June,16	Provision for 2016-17			MTDF Projections		Throw fwd Beyond June, 2019
				Cap	Rev	G. Total (Cap+Rev)	2017-18	2018-19	
1	2	3	4	5	6	7	8	9	10
1762	Const. and Rehabilitation PCC / Sewerage Scheme of City Muridke, District Sheikhpura Approved Sheikhpura , Muridke 7-5-2014 Sheikhpura , Muridke	96.536	21.850	0.000	15.000	15.000	29.843	29.843	0.000
1763	Const. and Rehabilitation PCC / Sewerage Scheme of Ravi Rayan, Mannu Abad and Nazar Abad District Sheikhpura Muridke 7-5-2014 Sheikhpura , Muridke	95.313	21.210	0.000	15.000	15.000	29.552	29.552	0.000
1764	Provision of PCC in Streets and Sanitation and Sewerage System in UC Rata Gujran, UC Mehta Suja and UC ahdain Tehsil Muredky Muridke 8-4-2015 Sheikhpura , Muridke	30.000	21.900	0.000	8.100	8.100	0.000	0.000	0.000
1765	Balance work of Sewerage, Water supply and PCC Scheme Town Committee Kot Abdul Malik, District Sheikhpura 5-11-2014 Sheikhpura , Ferozewala	94.155	48.000	0.000	30.000	30.000	16.155	0.000	0.000
1766	Rural Drainage & Constt. Of Street Scheme Chak No. 44,45 and Village Jair, District Sheikhpura 5-11-2014 Sheikhpura , Shariqpur	71.277	25.000	0.000	15.000	15.000	31.277	0.000	0.000
1767	Rural Drainage & Constt. Of Street Scheme Dograi Gill Qadeem Dograi Gill District Sheikhpura 5-11-2014 Sheikhpura , Ferozewala	94.469	28.000	0.000	15.000	15.000	25.735	25.735	0.000
1768	Rural PCC and Drainage Scheme Ghuchli 28.500 Virkan Tehsil Muridke Muridke 21-5-2014 Sheikhpura , Muridke	28.490	23.490	0.000	5.000	5.000	0.000	0.000	0.000
1769	Construction of Drainage /PCC/Soling Scheme at Khanqah Dogran Safdarabad 12-12-2014 Sheikhpura	125.450	41.110	0.000	15.000	15.000	34.670	34.670	0.000
1770	Rural Drainage Scheme UC Chapa Minera Sheikhpura 8-4-2015 Sheikhpura	87.910	6.700	0.000	15.000	15.000	33.105	33.105	0.000
1771	Rural Drainage Scheme UC Jahamke Sheikhpura 8-4-2015 Sheikhpura	94.134	6.700	0.000	15.000	15.000	36.217	36.217	0.000
1772	Rural Drainage Scheme UC Mallian Kalan Sheikhpura 8-4-2015 Sheikhpura	92.869	6.800	0.000	15.000	15.000	35.535	35.535	0.000
1773	Rural Drainage Scheme UC Chichoki Malian Sheikhpura 8-4-2015 Sheikhpura	85.423	5.000	0.000	15.000	15.000	32.712	32.712	0.000
1774	Rural Drainage Scheme UC Khanpur Approved Sheikhpura , Ferozwala 8-4-2015 Sheikhpura , Ferozewala	80.694	16.900	0.000	15.000	15.000	24.397	24.397	0.000
1775	Rural drainage & Const of streets scheme UC Mandialy Sheikhpura 2-1-2015 Sheikhpura , Ferozewala	70.543	35.775	0.000	15.000	15.000	19.768	0.000	0.000
1776	Rural drainage & Const of streets scheme UC Qila Sattar Shah Sheikhpura 2-1-2015 Sheikhpura , Ferozewala	85.286	35.850	0.000	15.000	15.000	34.436	0.000	0.000

WATER SUPPLY & SANITATION

Rural Sewerage Drainage Schemes

(Million Rs.)

GS No	Scheme Information Approval Date / Location	Est. Cost	Accum. Exp June,16	Provision for 2016-17			MTDF Projections		Throw fwd Beyond June, 2019
				Cap	Rev	G. Total (Cap+Rev)	2017-18	2018-19	
1	2	3	4	5	6	7	8	9	10
1777	Rural drainage & Const of streets scheme UC Khan pur Sheikhpura 8-4-2015 Sheikhpura , Ferozewala	94.286	45.910	0.000	15.000	15.000	33.376	0.000	0.000
1778	Rural drainage & Const of streets scheme Zia abad Sheikhpura 8-4-2015 Sheikhpura , Ferozewala	35.976	15.905	0.000	20.071	20.071	0.000	0.000	0.000
1779	Rural Drainage Scheme Afzal Kot, Madina Colony, Mumtaz Park & Kahtta Mandi 20-08-15 Sheikhpura , Muridke	9.000	4.000	0.000	5.000	5.000	0.000	0.000	0.000
1780	Rural Drainage Scheme Mubarikabad 20-08-15 Sheikhpura , Muridke	4.000	2.000	0.000	2.000	2.000	0.000	0.000	0.000
1781	Rural Drainage Scheme Zafar Park & People Colony 20-08-15 Sheikhpura , Muridke	9.000	4.000	0.000	5.000	5.000	0.000	0.000	0.000
1782	Rural Drainage Scheme Salamat Pura, Rakh Bouly 20-08-15 Sheikhpura , Muridke	14.591	8.591	0.000	6.000	6.000	0.000	0.000	0.000
1783	Construction of PCC / Tuff Tiles / Sewerage & Drainage Scheme in PP-163, District Sheikhpura Approved Sheikhpura , Muridke	373.950	30.000	0.000	30.000	30.000	156.975	156.975	0.000
1784	Construction of PCC / Soling / Sewerage & Drainage scheme , District Sheikhpura 24-8-2015 Sheikhpura	100.000	30.000	0.000	20.000	20.000	25.000	25.000	0.000
1785	Rural Drainage and PCC scheme Jandiala Sher Khan, District Sheikhpura 24-6-2015 Sheikhpura	75.000	35.000	0.000	30.000	30.000	10.000	0.000	0.000
1786	Const: of Drain/Solling/PCC & Nullah at UC Warburton Approved Nankana Sahib	30.000	15.000	0.000	5.000	5.000	10.000	0.000	0.000
1787	Const: of Drain/Solling/PCC & Nullah at UC Ganaishpur Approved Nankana Sahib	30.000	15.000	0.000	10.000	10.000	5.000	0.000	0.000
1788	Const: of Drain/Solling/PCC & Nullah at UC Jewaharpur Approved Nankana Sahib	30.000	15.000	0.000	10.000	10.000	5.000	0.000	0.000
1789	Const: of Drain/Solling/PCC & Nullah at UC Jogay Kot Nau Bahar Approved Nankana Sahib	30.000	15.000	0.000	10.000	10.000	5.000	0.000	0.000
1790	Construction of Drains/Soling/PCC & Naullah Schemes in PP-171 District Nankana Sahib Kari Wala, Chak No.49/RB, Chak No.25/RB Sathyali Kalan and Sathyali Khurd, Nullah at Walipur Bora i/c Mashmoola Jaat Nullah at Sheroki Safdarabad, Nankana Sahib. 9-12-2015 Nankana Sahib	119.710	50.000	0.000	15.000	15.000	27.355	27.355	0.000
1791	Rural Drainage Scheme Rattian Chak No.5/RB, Muhajran & including Abadies Marrh Sharki, Marrh Gharbi, District Nankana Sahib Approved Nankana Sahib	17.009	13.844	0.000	3.165	3.165	0.000	0.000	0.000

WATER SUPPLY & SANITATION

Rural Sewerage Drainage Schemes

(Million Rs.)

GS No	Scheme Information Approval Date / Location	Est. Cost	Accum. Exp June,16	Provision for 2016-17			MTDF Projections		Throw fwd Beyond June, 2019
				Cap	Rev	G. Total (Cap+Rev)	2017-18	2018-19	
1	2	3	4	5	6	7	8	9	10
1792	Rural Drainage Scheme Matta Beroon Matta 5-11-2014 Kasur	31.209	28.997	0.000	2.212	2.212	0.000	0.000	0.000
1793	Rural Drainage Scheme Paimar Otar 1-9-2014 Kasur	53.052	40.045	0.000	13.007	13.007	0.000	0.000	0.000
1794	Rural Drainage PCC Scheme Theh Shaikham and Adjoining Abadies District Kasur. 21-05-2014 Kasur	89.161	43.045	0.000	15.000	15.000	31.116	0.000	0.000
1795	Rural Drainage Scheme Gaggar (Revised) 10-9-2007 Kasur	61.852	59.721	0.000	2.131	2.131	0.000	0.000	0.000
1796	Sewerage/ Drainage Scheme, Habibabad 9-5-2012 Kasur , Pattoki	114.151	100.003	0.000	14.148	14.148	0.000	0.000	0.000
1797	PCC & Drainage Scheme Jamber Kalan & Khurd i/c adjoining Abadies of Kot Khushi & Kot Mand. 21-05-2014 Kasur , Pattoki	104.474	84.609	0.000	19.865	19.865	0.000	0.000	0.000
1798	Rural Drainage Scheme, Lakhankey, Tehsil & District Kasur. 2-1-2015 Kasur	71.010	28.000	0.000	15.000	15.000	28.010	0.000	0.000
1799	Rural Drainage Scheme Baroon Raja Jang & Adjoining Abadies, Tehsil & District Kasur. 21-01-2015 Kasur	104.325	38.960	0.000	15.000	15.000	25.183	25.183	0.000
1800	Rural Drainage Scheme Sarhali Kalan & Adjoining Abadies, Tehsil & District Kasur. 2-1-2015 Kasur	98.379	23.991	0.000	15.000	15.000	29.694	29.694	0.000
1801	Rural Drainage & Pcc Scheme Bohar And Adjoining Abadies District Kasur. 9-2-2015 Kasur	84.619	17.500	0.000	15.000	15.000	26.060	26.060	0.000
1802	Rural Drainage & Pcc Scheme Bhamba Kalan & Khurd And Adjoining Abadies District Kasur. 9-2-2015 Kasur	99.245	22.500	0.000	15.000	15.000	30.873	30.873	0.000
1803	Rural Drainage PCC Scheme Dholan District Kasur. 28-05-2014 Kasur	104.112	47.500	0.000	15.000	15.000	20.806	20.806	0.000
1804	Rural Drainage Scheme Sheikhamad, Nathewala, Faqrey Wala & Nayekey, District Kasur 18-05-2015 Kasur	5.224	2.500	0.000	2.724	2.724	0.000	0.000	0.000
1805	Rural Drainage Scheme Kaisar Garh, Maan Bhamni wala, Harihar, District 18-05-2015 Kasur	5.215	2.500	0.000	2.715	2.715	0.000	0.000	0.000
1806	Rural Drainage Scheme Chanda Singh, Pikhiwind, Dhoop Sari & Sehjra, District Kasur 18-05-2015 Kasur	5.222	2.500	0.000	2.722	2.722	0.000	0.000	0.000
1807	Rural Drainage Scheme Hardo Sahari & Havellian, District Kasur 18-05-2015 Kasur	5.213	2.500	0.000	2.713	2.713	0.000	0.000	0.000

WATER SUPPLY & SANITATION

Rural Sewerage Drainage Schemes

(Million Rs.)

GS No	Scheme Information Approval Date / Location	Est. Cost	Accum. Exp June,16	Provision for 2016-17			MTDF Projections		Throw fwd Beyond June, 2019
				Cap	Rev	G. Total (Cap+Rev)	2017-18	2018-19	
1	2	3	4	5	6	7	8	9	10
1808	Rural Drainage Scheme Qadiwind Approved Kasur	99.677	20.000	0.000	10.000	10.000	34.839	34.839	0.000
1809	Rural PCC & Drainage Scheme Green Kot and Ibrahimabad & Adjoining Abadies District Kasur. 17-08-2015 Kasur	78.338	20.000	0.000	15.000	15.000	21.669	21.669	0.000
1810	Rural Drainage Scheme Cheena Arla Tehsil & District Kasur. 17-08-2015 Kasur	36.548	17.500	0.000	19.048	19.048	0.000	0.000	0.000
1811	Rural Drainage & PCC Scheme Mudke UC District Kasur. 17-08-2015 Kasur	101.610	20.000	0.000	15.000	15.000	33.305	33.305	0.000
1812	Rural PCC & Drainage Scheme Roosa Bail & Adjoining abadies District Kasur. 17-08-2015 Kasur	52.130	19.000	0.000	15.000	15.000	18.130	0.000	0.000
1813	Rural PCC & Drainage Scheme Zafarkey and Ghanikay & adjoining abadies District Kasur. 17-08-2015 Kasur	52.234	17.000	0.000	15.000	15.000	20.234	0.000	0.000
1814	Rural PCC & Drainage Scheme Handal and Rawal Jhangar & adjoining abadies District Kasur. 17-08-2015 Kasur	62.691	17.000	0.000	15.000	15.000	30.691	0.000	0.000
1815	Rural PCC & Drainage Scheme Ramthaman and Matta & adjoining abadies District Kasur. 17-08-2015 Kasur	67.873	18.000	0.000	15.000	15.000	34.873	0.000	0.000
1816	Rural PCC & Drainage Scheme Khara and Wadana & adjoining abadies District Kasur. 17-08-2015 Kasur	52.228	15.000	0.000	15.000	15.000	22.228	0.000	0.000
1817	Rural PCC & Drainage Scheme Dafto & adjoining abadies District Kasur. 17-08-2015 Kasur	52.226	15.000	0.000	15.000	15.000	22.226	0.000	0.000
1818	PCC and drainage scheme Thieng More /Illah abad, Tehsil Chunian, District Kasur Approved Kasur , Chunian	268.171	20.000	0.000	40.000	40.000	104.086	104.086	0.000
1819	Drainage schems and soling work at UC- Pipli Pahar District Okara 21-03-2016 Okara , depalpur	36.096	1.000	0.000	15.000	15.000	20.096	0.000	0.000
1820	Drainage schems and soling work at UC Amlimuti district Okara 21-03-2016 Okara , depalpur	26.884	1.000	0.000	10.000	10.000	15.884	0.000	0.000
1821	Drainage schems and soling work at UC Chiplipur Tehsil Depalpur District Okara 21-03-2016 Okara , depalpur	25.468	1.000	0.000	24.468	24.468	0.000	0.000	0.000
1822	Drainage schems and soling work at UC- 103 Depalpur District Okara 21-03-2016 Okara , depalpur	29.156	1.000	0.000	10.000	10.000	18.156	0.000	0.000
1823	Drainage schems and soling work at UC- 104 Depalpur District Okara 21-03-2016 Okara , depalpur	17.435	1.000	0.000	16.435	16.435	0.000	0.000	0.000

WATER SUPPLY & SANITATION

Rural Sewerage Drainage Schemes

(Million Rs.)

GS No	Scheme Information Approval Date / Location	Est. Cost	Accum. Exp June,16	Provision for 2016-17			MTDF Projections		Throw fwd Beyond June, 2019
				Cap	Rev	G. Total (Cap+Rev)	2017-18	2018-19	
1	2	3	4	5	6	7	8	9	10
1824	Drainage schems and soling work at UC-105 Depalpur District Okara 21-03-2016 Okara , depalpur	29.250	1.000	0.000	10.000	10.000	18.250	0.000	0.000
1825	Sewerage Scheme 93-A/12-L Chichawatni 12-9-2014 Sahiwal , Chichawatni	31.337	29.988	0.000	1.349	1.349	0.000	0.000	0.000
1826	Rural Drainage Scheme Chak No.353/E.B, Arifwala 16-04-2015 Pakpattan , Arifwala	23.722	23.308	0.000	0.413	0.413	0.001	0.000	0.000
1827	Rural Drainage/Sewerage Scheme Chak No.149/E.B, Arifwala 16-04-2015 Pakpattan , Arifwala	30.556	29.240	0.000	1.316	1.316	0.000	0.000	0.000
1828	Reh of rural Drainage Scheme Chak No. 159/EB Arifwala 6-8-2015 Pakpattan , Arifwala	12.436	7.000	0.000	5.436	5.436	0.000	0.000	0.000
1829	Darinage Schenme at Chak No. 67/EB, District Pakpattan 6-8-2015 Pakpattan , Arifwala	31.141	5.000	0.000	26.141	26.141	0.000	0.000	0.000
1830	Darinage Schenme at Chak No. 89/EB District Pakpattan 6-8-2015 Pakpattan , Arifwala	26.543	23.000	0.000	3.543	3.543	0.000	0.000	0.000
1831	Rural Drainage Scheme in Chak No. 141/EB 6-8-2015 Pakpattan , Arifwala	19.751	10.000	0.000	9.751	9.751	0.000	0.000	0.000
1832	Rural Drainage Scheme in Chak No. 165/EB 6-8-2015 Pakpattan , Arifwala	23.408	10.000	0.000	13.408	13.408	0.000	0.000	0.000
1833	Rural Drainage Scheme in Chak No. 207/EB 6-8-2015 Pakpattan , Arifwala	15.560	7.000	0.000	8.560	8.560	0.000	0.000	0.000
1834	Rural Drainage Scheme, Rasheeda (Kot Abbas Shaheed) 12-3-2016 Multan	11.729	5.000	0.000	6.729	6.729	0.000	0.000	0.000
1835	Rural Sewerage / drainage scheme, Ali Town (Setal Mari), District Multan. 26-08-14 Multan	103.685	81.000	0.000	22.685	22.685	0.000	0.000	0.000
1836	Ext. of Rural Sewerage Scheme, Basti Khuda Dad, Multan 26-08-14 Multan	102.401	53.230	0.000	15.000	15.000	34.171	0.000	0.000
1837	Rural Sewerage / drainage scheme, Kot Rab Nawaz District Multan. 26-08-14 Multan	90.745	70.000	0.000	20.745	20.745	0.000	0.000	0.000
1838	Rural Sewerage / drainage scheme, Raza Town District Multan. 26-08-14 Multan	69.957	51.170	0.000	18.787	18.787	0.000	0.000	0.000
1839	Rural Sewerage / Drainage Scheme in Qadir Pur Raan, District Multan. 9-3-2015 Multan	92.242	25.000	0.000	20.000	20.000	23.621	23.621	0.000
1840	Rural Sewerage / Drainage Scheme in Budhla Santt, District Multan. 9-3-2015 Multan	62.173	30.000	0.000	17.173	17.173	15.000	0.000	0.000

WATER SUPPLY & SANITATION

Rural Sewerage Drainage Schemes

(Million Rs.)

GS No	Scheme Information Approval Date / Location	Est. Cost	Accum. Exp June,16	Provision for 2016-17			MTDF Projections		Throw fwd Beyond June, 2019
				Cap	Rev	G. Total (Cap+Rev)	2017-18	2018-19	
1	2	3	4	5	6	7	8	9	10
1841	Rural Drainage Scheme Sewra Chok, Adjoining Abadies, Mouza Mubarak Pur Taj Pur Sandila. 9-3-2015 Multan	104.365	21.000	0.000	20.000	20.000	31.683	31.683	0.000
1842	Construction of Drain, Brick Pavement, Pacca Sullage Carrier, Tuff Tiles for Mouza Allam Pur, District Multan. 9-3-2015 Multan	15.142	11.598	0.000	3.544	3.544	0.000	0.000	0.000
1843	R/S/D/Scheme Mouza Jahangirabad Multan 14-11-2009 Multan	46.400	25.426	0.000	10.000	10.000	10.974	0.000	0.000
1844	R/S/D/Scheme Siddiquebad 14-11-2009 Multan	46.000	37.472	0.000	8.528	8.528	0.000	0.000	0.000
1845	R/S/D/Scheme Basti Nau, (Baroon) Basti Muhammad pur. 14-11-2009 Multan	95.480	58.563	0.000	20.000	20.000	16.917	0.000	0.000
1846	Rural Sewerage/Drainage Scheme, Chah Rattay wala (Mouza Jangal Barirah), Distt. Multan Un-Approved Multan	28.800	8.000	0.000	20.800	20.800	0.000	0.000	0.000
1847	Rural Sewerage/Drainage Scheme, Saddiqabad Hirawat and Yaray wala , Distt. Multan Un-Approved Multan	22.840	8.000	0.000	14.840	14.840	0.000	0.000	0.000
1848	Provision of Drainage / Sewerage, Soling & Water supply in Gaggo Mandi, Dharyan, Chak No. 187/EB 26-08-14 Vehari , Burewala	80.585	54.763	0.000	10.000	10.000	15.822	0.000	0.000
1849	Provision of Sewerage and Drainage schemes in Chak No.4/WB Tehsil & District Vehari. Approved Vehari	12.546	6.000	0.000	6.546	6.546	0.000	0.000	0.000
1850	Provision of Water Supply Scheme in Kundi Wala, UC-Shadan Lund 11-11-2015 Dera Ghazi Khan	49.749	15.000	0.000	20.000	20.000	14.749	0.000	0.000
1851	Dainage / Sewerage Scheme Wang, Tehsil & District Rajanpur 24-04-2015 Rajanpur	10.333	3.000	0.000	7.333	7.333	0.000	0.000	0.000
1852	Dainage / Sewerage Scheme Kotla Naseer, Tehsil & District Rajanpur 24-04-2015 Rajanpur	7.733	3.000	0.000	4.733	4.733	0.000	0.000	0.000
1853	Dainage / Sewerage Scheme Shikarpur, Tehsil & District Rajanpur 24-04-2015 Rajanpur	7.705	3.000	0.000	4.705	4.705	0.000	0.000	0.000
1854	Dainage / Sewerage Scheme Noorpur, Tehsil & District Rajanpur 24-04-2015 Rajanpur	9.080	3.000	0.000	6.080	6.080	0.000	0.000	0.000
1855	Dainage / Sewerage Scheme Murghai, Tehsil & District Rajanpur 24-04-2015 Rajanpur	9.719	3.000	0.000	6.719	6.719	0.000	0.000	0.000
1856	Drainage / Sewerage Scheme Kot Mithan Tehsil & District Rajanpur. 13-05-15 Rajanpur	63.711	10.000	0.000	15.000	15.000	38.711	0.000	0.000

WATER SUPPLY & SANITATION

Rural Sewerage Drainage Schemes

(Million Rs.)

GS No	Scheme Information Approval Date / Location	Est. Cost	Accum. Exp June,16	Provision for 2016-17			MTDF Projections		Throw fwd Beyond June, 2019
				Cap	Rev	G. Total (Cap+Rev)	2017-18	2018-19	
1	2	3	4	5	6	7	8	9	10
1857	Drainage / Sewerage Scheme Nowshehra Sharqi Tehsil & District Rajanpur 24-04-15 Rajanpur	13.405	6.400	0.000	7.005	7.005	0.000	0.000	0.000
1858	Construction of Soling Drain Tuff Tile in Qasba Sultan Pur (1st revised) 9-2-2016 Muzaffargarh , Alipur	30.201	10.000	0.000	20.201	20.201	0.000	0.000	0.000
1859	Provision of Soling, Tuff Tiles and Drains in Town Alludewali District Muzaffargarh 28-10-15 Muzaffargarh	11.504	5.500	0.000	6.004	6.004	0.000	0.000	0.000
1860	Provision of Soling, Tuff Tiles and Drains in Town Manik Pur District Muzaffargarh 28-10-15 Muzaffargarh	14.264	5.000	0.000	9.264	9.264	0.000	0.000	0.000
1861	Provision of Soling, Tuff Tiles and Drains in Town Meeran Pur District Muzaffargarh 28-10-15 Muzaffargarh	17.901	10.000	0.000	7.901	7.901	0.000	0.000	0.000
1862	Provision of Soling, Tuff Tiles and Drains in Town Usman Korea District Muzaffargarh 28-10-15 Muzaffargarh	12.707	0.500	0.000	12.207	12.207	0.000	0.000	0.000
1863	Construction of Soling Drain Tuff Tiles in Mohallah Ghous Colony 1st Muzaffargarh 18-01-2016 Muzaffargarh	2.000	1.000	0.000	1.000	1.000	0.000	0.000	0.000
1864	Construction of Soling Drain Tuff Tiles in Mohallah Dossay Wala Muzaffargarh 18-01-2016 Muzaffargarh	2.000	1.000	0.000	1.000	1.000	0.000	0.000	0.000
1865	Construction of Soling Drain Tuff Tiles in Mohallah Qayum Nagar Wala Muzaffargarh 18-01-2016 Muzaffargarh	2.000	1.000	0.000	1.000	1.000	0.000	0.000	0.000
1866	Construction of Soling Drain Tuff Tiles in Tibba Karim Abad St: No.1 & 2 Muzaffargarh 18-01-2016 Muzaffargarh	2.000	1.000	0.000	1.000	1.000	0.000	0.000	0.000
1867	Construction of Soling Drain Tuff Tiles in Tibba Karim Abad St: No.3 & 4 Muzaffargarh 18-01-2016 Muzaffargarh	2.000	1.000	0.000	1.000	1.000	0.000	0.000	0.000
1868	Construction of Soling Drain Tuff Tiles in Tibba Karim Abad St: No.5 & 6 Muzaffargarh 18-01-2016 Muzaffargarh	2.000	1.000	0.000	1.000	1.000	0.000	0.000	0.000
1869	Construction of Soling Drain Tuff Tiles in Doaba Gareeba Abad Muzaffargarh 18-01-2016 Muzaffargarh	2.000	1.000	0.000	1.000	1.000	0.000	0.000	0.000
1870	Construction of Soling Drain Tuff Tiles in Basti Qasai, Basti Arain, Basti Chena Muzaffargarh 18-01-2016 Muzaffargarh	2.000	1.000	0.000	1.000	1.000	0.000	0.000	0.000
1871	Construction of Soling Drain Tuff Tiles in Mohallah Zafar Colony, Tibbi Hussain Abad Muzaffargarh 18-01-2016 Muzaffargarh	2.000	1.000	0.000	1.000	1.000	0.000	0.000	0.000
1872	Construction of Soling Drain Tuff Tiles in Mahrah Nasheb & Mahrah Fraz Muzaffargarh 18-01-2016 Muzaffargarh	2.000	1.000	0.000	1.000	1.000	0.000	0.000	0.000

WATER SUPPLY & SANITATION

Rural Sewerage Drainage Schemes

(Million Rs.)

GS No	Scheme Information Approval Date / Location	Est. Cost	Accum. Exp June,16	Provision for 2016-17			MTDF Projections		Throw fwd Beyond June, 2019
				Cap	Rev	G. Total (Cap+Rev)	2017-18	2018-19	
1	2	3	4	5	6	7	8	9	10
1873	Construction of Soling Drain Tuff Tiles in Shah Rang Pur Muzaffargarh 18-01-2016 Muzaffargarh	2.000	1.000	0.000	1.000	1.000	0.000	0.000	0.000
1874	Construction of Soling Drain Tuff Tiles in Malik Wala Farooq abad Muzaffargarh 18-01-2016 Muzaffargarh	2.000	1.000	0.000	1.000	1.000	0.000	0.000	0.000
1875	Construction of Soling Drain Tuff Tiles in Tibbi Mohana Umer Farooq Colony Bagh Iram Muzaffargarh 18-01-2016 Muzaffargarh	2.000	1.000	0.000	1.000	1.000	0.000	0.000	0.000
1876	Construction of Soling Drain Tuff Tiles in Basti Gattan Nirali Wala Muzaffargarh 18-01-2016 Muzaffargarh	2.000	1.000	0.000	1.000	1.000	0.000	0.000	0.000
1877	Construction of Soling Drain Tuff Tiles in Sunaki, Basti Gujja, Basti Hinjra Muzaffargarh 18-01-2016 Muzaffargarh	2.000	1.000	0.000	1.000	1.000	0.000	0.000	0.000
1878	Construction of Soling Drain Tuff Tiles in Chak Rohari Muzaffargarh 18-01-2016 Muzaffargarh	2.000	1.000	0.000	1.000	1.000	0.000	0.000	0.000
1879	Construction of Soling Drain Tuff Tiles in Gulab Shah Bihari Colony Muzaffargarh 18-01-2016 Muzaffargarh	2.000	1.000	0.000	1.000	1.000	0.000	0.000	0.000
1880	Construction of Soling Drain Tuff Tiles in Basti Kachi Hashmi Wala Muzaffargarh 18-01-2016 Muzaffargarh	2.000	1.000	0.000	1.000	1.000	0.000	0.000	0.000
1881	Construction of Soling Drain Tuff Tiles in Bagay Wala Bilal Nagar Bohar Wala Muzaffargarh 18-01-2016 Muzaffargarh	2.000	1.000	0.000	1.000	1.000	0.000	0.000	0.000
1882	Construction of Soling Drain Tuff Tiles in Basti Mahran, Basti Shah Wala Safdar Colony Muzaffargarh 18-01-2016 Muzaffargarh	2.000	1.000	0.000	1.000	1.000	0.000	0.000	0.000
1883	Construction of Soling Drain Tuff Tiles in Gazi Pur Dasti Darman Wala Muzaffargarh 18-01-2016 Muzaffargarh	2.000	1.000	0.000	1.000	1.000	0.000	0.000	0.000
1884	Construction of Soling Drain Tuff Tiles in Nai Basti Talkot Muzaffargarh 18-01-2016 Muzaffargarh	2.000	1.000	0.000	1.000	1.000	0.000	0.000	0.000
1885	Construction of Soling Drain Tuff Tiles in Chah Mitho Wala Muzaffargarh 18-01-2016 Muzaffargarh	2.000	1.000	0.000	1.000	1.000	0.000	0.000	0.000
1886	Construction of Soling Drain Tuff Tiles in Mohallah Pipal Wala Muzaffargarh 18-01-2016 Muzaffargarh	2.000	1.000	0.000	1.000	1.000	0.000	0.000	0.000
1887	Construction of Soling Drain Tuff Tiles in Mohallah Ghous Cony 2nd Muzaffargarh 18-01-2016 Muzaffargarh	2.000	1.000	0.000	1.000	1.000	0.000	0.000	0.000
1888	Construction of Soling Drain Tuff Tiles in Basti Chandiya near Chenab Cinema Mohallah Rajpotan Muzaffargarh 18-01-2016 Muzaffargarh	2.000	1.000	0.000	1.000	1.000	0.000	0.000	0.000

WATER SUPPLY & SANITATION

Rural Sewerage Drainage Schemes

(Million Rs.)

GS No	Scheme Information Approval Date / Location	Est. Cost	Accum. Exp June,16	Provision for 2016-17			MTDF Projections		Throw fwd Beyond June, 2019
				Cap	Rev	G. Total (Cap+Rev)	2017-18	2018-19	
1	2	3	4	5	6	7	8	9	10
1889	Rural Sewerage / Drainage Scheme Chak No. 106/TDA Tehsil Karor Lal Easan District Layyah 28-10-15 Layyah , Karor	12.168	5.800	0.000	6.368	6.368	0.000	0.000	0.000
1890	Rural Sewerage / Drainage Schemes Chak No. 171/TDA, Tehsil & Distt. Layyah (Revised) 13-05-15 Layyah	29.599	5.000	0.000	24.599	24.599	0.000	0.000	0.000
1891	Rural Sewerage/Drainage Scheme Chak No. 172/TDA, Tehsil & Distt. Layyah (Revised) 13-05-15 Layyah	27.224	5.000	0.000	22.224	22.224	0.000	0.000	0.000
1892	Rural Sewerage/Drainage Scheme Chak No. 173/TDA, Tehsil & Distt. Layyah (Revised) 13-05-15 Layyah	25.403	5.000	0.000	20.403	20.403	0.000	0.000	0.000
1893	Rural Sewerage / Drainage Scheme Chak No. 174/TDA, Tehsil & Distt. Layyah 13-05-15 Layyah	24.495	5.000	0.000	19.495	19.495	0.000	0.000	0.000
1894	Rural Sewerage Drainage Scheme Dhori Adda, and Adj Abadies and Chak No. 426 AB, Chak No. 438/TDA, Layyah 25-10-14 Layyah	56.048	29.975	0.000	26.073	26.073	0.000	0.000	0.000
1895	Sewerage / Drainage Scheme, Chak No. 117/DB 18-08-15 Bahawalpur , Yazman	26.125	7.000	0.000	19.125	19.125	0.000	0.000	0.000
1896	Sewerage/Tuff tiles in Basti Vaslan, Tehsil & District Bahawalpur. Approved Bahawalpur	8.620	3.500	0.000	5.120	5.120	0.000	0.000	0.000
1897	Sewerage/Tuff tiles in Basti Bahlan Chak No.5/BC, Tehsil & District Bahawalpur. Approved Bahawalpur	6.530	3.500	0.000	3.030	3.030	0.000	0.000	0.000
1898	Sewerage/Tuff tiles in Basti Shah Colony, Tehsil & District Bahawalpur. Approved Bahawalpur	2.830	1.000	0.000	1.830	1.830	0.000	0.000	0.000
1899	Sewerage/Tuff tiles in Basti Bhattian, Tehsil & District Bahawalpur. Approved Bahawalpur	7.707	3.500	0.000	4.207	4.207	0.000	0.000	0.000
1900	Sewerage/Tuff tiles in Jaffar Colony, Tehsil & District Bahawalpur. Approved Bahawalpur	7.559	3.500	0.000	4.059	4.059	0.000	0.000	0.000
1901	Sewerage/Tuff tiles in Banker Colony, Tehsil & District Bahawalpur. Approved Bahawalpur	1.768	1.000	0.000	0.768	0.768	0.000	0.000	0.000
1902	Sewerage/Tuff tiles inFisal Colony,(East & West) Tehsil & District Bahawalpur. Approved Bahawalpur	8.552	3.000	0.000	5.552	5.552	0.000	0.000	0.000
1903	P/L Sewerage & Tuff Tiles in Javed Colony Bahawalpur Approved Bahawalpur	17.159	14.536	0.000	2.623	2.623	0.000	0.000	0.000
1904	Construction of Sewerage Scheme Chak No.5/DNB Pacci, Tehsil Yazman District Bahawalpur 22-04-2015 Bahawalpur , Yazman	31.056	16.956	0.000	14.100	14.100	0.000	0.000	0.000

WATER SUPPLY & SANITATION

Rural Sewerage Drainage Schemes

(Million Rs.)

GS No	Scheme Information Approval Date / Location	Est. Cost	Accum. Exp June,16	Provision for 2016-17			MTDF Projections		Throw fwd Beyond June, 2019
				Cap	Rev	G. Total (Cap+Rev)	2017-18	2018-19	
1	2	3	4	5	6	7	8	9	10
1905	Sewerage / Drainage Scheme, Chak No. 110/DB 18-08-15 Bahawalpur , Yazman	30.464	7.000	0.000	10.000	10.000	13.464	0.000	0.000
1906	Sewerage Scheme of Abadi Pull Fordwah, Tehsil & District Bahawalnagar. 6-10-2015 Bahawalnagar	45.670	25.000	0.000	20.670	20.670	0.000	0.000	0.000
1907	Const: of Sewerage / Open Drain in Chachran Sharif Approved Rahim Yar Khan , Khanpur	102.660	1.000	0.000	30.000	30.000	36.330	35.330	0.000
Sub-Total: Rural Sewerage Drainage Schemes		14,287.010	5,741.060	0.000	3,379.221	3,379.221	3,195.802	1,970.928	0.000
Punjab									
1908	Digital Survey Mapping for preparation of comprehensive plans for Urban Water Supply Scheme, Sewerage Scheme and Treatment Solution Approved Punjab	95.417	73.270	0.000	10.000	10.000	12.147	0.000	0.000
1909	Const: of Residential Buildings at Lahore Head Quarter for officers BS-16 to BS-18 PHED Approved Punjab	77.987	45.056	0.000	10.000	10.000	22.931	0.000	0.000
1910	Improvement & Extension of the Water Testing Laboratories (Phase-I) 2-1-2012 Punjab	34.590	19.538	0.000	10.000	10.000	5.052	0.000	0.000
1911	Third Party Validation for Quality Control of the New Initiatives through out Punjab Approved Punjab	39.847	10.091	0.000	10.000	10.000	19.756	0.000	0.000
1912	Survey & investigation of water source 22-01-2015 Punjab	9.436	4.878	0.000	4.558	4.558	0.000	0.000	0.000
1913	Preparation of Water Quality Survey & Sewerage Master Plan/Development Plan of Districts, Tehsil and Urban Area 7-5-2015 Punjab	18.235	2.435	0.000	10.000	10.000	5.800	0.000	0.000
1914	Establishment of regional design cell at each civil division / Circle level 8-1-2015 Punjab	19.043	7.551	0.000	11.492	11.492	0.000	0.000	0.000
1915	Model installation of tubewells Solar Driven for urban/rural water supply schemes Approved Punjab	49.990	10.890	0.000	10.000	10.000	29.100	0.000	0.000
1916	Scaling up Pakistan Approach for Total Sanitation (PATS) in Punjab (ODF) 7-1-2015 Punjab	399.705	170.407	0.000	100.000	100.000	31.298	98.000	0.000
1917	Establishment of Management Information System and Monitoring & Evaluation (MIS & ME) For Capacity Building Cell at circle level 16-10-15 Punjab	19.445	5.000	0.000	10.000	10.000	4.445	0.000	0.000
1918	Renovation of PHED Head Quarter Building. Approved Punjab	11.000	3.500	0.000	7.500	7.500	0.000	0.000	0.000
Sub-Total: Punjab		774.695	352.616	0.000	193.550	193.550	130.529	98.000	0.000

WATER SUPPLY & SANITATION

Punjab

(Million Rs.)

GS No	Scheme Information Approval Date / Location	Est. Cost	Accum. Exp June,16	Provision for 2016-17			MTDF Projections		Throw fwd Beyond June, 2019
				Cap	Rev	G. Total (Cap+Rev)	2017-18	2018-19	
1	2	3	4	5	6	7	8	9	10
Total: ON-GOING SCHEMES		62,500.110	29,399.495	0.000	8,000.000	8,000.000	13,773.486	11,327.130	0.000

NEW SCHEMES

Urban Water Supply Schemes

1919	Augmentation of Water Supply Scheme, Sargodha Based on Canal Water Supply Sargodha, Phase-II. Un-Approved Sargodha	625.545	0.000	0.000	80.000	80.000	272.773	272.773	0.000
1920	Replacement of Old Water Supply Pipeline in Khushab City. Un-Approved Khushab	130.000	0.000	0.000	20.000	20.000	55.000	55.000	0.000
1921	Water supply scheme Lalamusa and Rural Areas Un-Approved Gujrat , Kharian	469.504	0.000	0.000	30.000	30.000	219.752	219.752	0.000
1922	Provision of Water Filtration Plants in Sahiwal City Un-Approved Sahiwal	30.000	0.000	0.000	10.000	10.000	20.000	0.000	0.000
1923	PC-II for feasibility study / detail design etc. for Urban Water Supply Scheme D.G.Khan Un-Approved Dera Ghazi Khan	20.000	0.000	0.000	10.000	10.000	10.000	0.000	0.000
1924	Rehabilitation and Agmentation of Water Supply Scheme of Choti Zareen City Un-Approved Dera Ghazi Khan	30.000	0.000	0.000	10.000	10.000	20.000	0.000	0.000
1925	Rehabilitation of Sewerage and Water Supply Scheme, D.G.Khan city Un-Approved Dera Ghazi Khan	200.000	0.000	0.000	30.000	30.000	85.000	85.000	0.000
1926	Comprehensive Extension Rehab: Urban Water Supply Scheme Rojhan & adjoining abadies Un-Approved Rajanpur , Rojhan	47.786	0.000	0.000	10.000	10.000	37.786	0.000	0.000
1927	Installation of Ultra Filtration Plant in Jampur City Group No.II Un-Approved Rajanpur	15.520	0.000	0.000	10.000	10.000	5.520	0.000	0.000
1928	Installation of Ultra Filtration plant in Jampur City Un-Approved Rajanpur	15.520	0.000	0.000	10.000	10.000	5.520	0.000	0.000
1929	Enhancement of supply of Water for Rojhan City, District Rajanpur Un-Approved Rajanpur	30.000	0.000	0.000	10.000	10.000	20.000	0.000	0.000
1930	Urban Water Supply Scheme for Hasilpur Un-Approved Bahawalpur , Hasilpur	100.000	0.000	0.000	30.000	30.000	35.000	35.000	0.000
1931	Water Supply Scheme of Chak Sarkari and Adjoining Abadies, Tehsil Minchinabad, District Bahawalnagar. Un-Approved Bahawalnagar	10.287	0.000	0.000	10.287	10.287	0.000	0.000	0.000
1932	Rehabilitaiton and repair of Sewerage, road, water supply THQ Sadiqabad Un-Approved Rahim Yar Khan	10.000	0.000	0.000	10.000	10.000	0.000	0.000	0.000
1933	Provision of water supply /sewerage scheme for MC Tranda Saway Khan, Tehsil & District RYK Un-Approved Rahim Yar Khan	121.000	0.000	0.000	20.000	20.000	50.500	50.500	0.000

WATER SUPPLY & SANITATION

Urban Water supply Schemes

(Million Rs.)

GS No	Scheme Information Approval Date / Location	Est. Cost	Accum. Exp June,16	Provision for 2016-17			MTDF Projections		Throw fwd Beyond June, 2019
				Cap	Rev	G. Total (Cap+Rev)	2017-18	2018-19	
1	2	3	4	5	6	7	8	9	10
1934	Urban Water Supply / Sewerage Scheme for City Tranda Muhammad Pannah Un-Approved Rahim Yar Khan , Liaquatpur	121.750	0.000	0.000	30.000	30.000	45.875	45.875	0.000
1935	Rehabilitation / repair of sewerage & water supply Scheme, City Sadiqabad. Un-Approved Rahim Yar Khan	100.000	0.000	0.000	20.000	20.000	40.000	40.000	0.000
Sub-Total: Urban Water Supply Schemes		2,076.912	0.000	0.000	350.287	350.287	922.726	803.900	0.000
Urban Sewerage Drainage Schemes									
1936	Const: of Sew: & Drianage Sch: Sohawa City Un-Approved Jhelum	30.000	0.000	0.000	10.000	10.000	20.000	0.000	0.000
1937	Augmentation of Sewerage Scheme Sargodha Un-Approved Sargodha	1,200.000	0.000	0.000	150.000	150.000	525.000	525.000	0.000
1938	Provision of Sewerage System and PCC Slabs in Village Roda. Un-Approved Khushab	100.000	0.000	0.000	20.000	20.000	40.000	40.000	0.000
1939	Urban Sewerage/Drainage scheme, PCC Slab & Brick Pavement in Bhakkar City Un-Approved Bhakkar	619.218	0.000	0.000	100.000	100.000	259.609	259.609	0.000
1940	Provision of PCC Slab and Sewerage Scheme in Municipal Committee Dullay wala Un-Approved Bhakkar	68.340	0.000	0.000	20.000	20.000	24.170	24.170	0.000
1941	Provision of Sewerage in Tandlianwala City, District Faisalabad (Phase-I) Un-Approved Faisalabad	100.000	0.000	0.000	20.000	20.000	40.000	40.000	0.000
1942	Comprehensive Sewerage/ Drainage scheme AP Sial (Urban) Un-Approved Jhang	100.000	0.000	0.000	20.000	20.000	40.000	40.000	0.000
1943	Provision of Sanitation facilities in City Sukhike Mandi Un-Approved Hafizabad	141.332	0.000	0.000	20.000	20.000	60.666	60.666	0.000
1944	Urban Sewerage/Drainage scheme Jalapur Jattan City District Gujrat Un-Approved Gujrat , Phallian	130.000	0.000	0.000	20.000	20.000	55.000	55.000	0.000
1945	Construction of PCC Street/ Drain, Soling and Nullah in U.C 1 to 4 Lalamusa City Tehsil Kharian District Gujrat Un-Approved Gujrat	18.400	0.000	0.000	10.000	10.000	8.400	0.000	0.000
1946	Provision of Sewerage Drainage and and Tuff Tile at Daska City Un-Approved Sialkot	100.000	0.000	0.000	20.000	20.000	40.000	40.000	0.000
1947	Provision of clean drinking water, sewerage system, PCC and allied facilities in Walton Hussainabad and adjoining abadies Un-Approved Lahore	500.000	0.000	0.000	80.000	80.000	210.000	210.000	0.000

WATER SUPPLY & SANITATION

Urban Sewerage Drainage Schemes

(Million Rs.)

GS No	Scheme Information Approval Date / Location	Est. Cost	Accum. Exp June,16	Provision for 2016-17			MTDF Projections		Throw fwd Beyond June, 2019
				Cap	Rev	G. Total (Cap+Rev)	2017-18	2018-19	
1	2	3	4	5	6	7	8	9	10
1948	Provision of clean drinking water, sewerage system, PCC and allied facilities in Jallo More, Batapur and adjoining abadies Un-Approved Lahore	500.000	0.000	0.000	80.000	80.000	210.000	210.000	0.000
1949	Provision of clean drinking water, sewerage system, PCC and allied facilities in Chung, Mohlanwal, Manak and adjoining abadies Un-Approved Lahore	200.000	0.000	0.000	80.000	80.000	60.000	60.000	0.000
1950	Provision of clean drinking water, sewerage system, PCC and allied facilities in Babo Mehar Twon, Lidhar, Bedian Road and adjoining abadies Un-Approved Lahore	200.000	0.000	0.000	80.000	80.000	60.000	60.000	0.000
1951	Provision of Open Water Supply Scheme Ferozwala. Un-Approved Sheikhpura	199.210	0.000	0.000	30.000	30.000	84.605	84.605	0.000
1952	Provision Of Sewerage And Pcc Scheme Pir Bahar Shah, Qazi Park Ramgarah & Purana Shehar City Sheikhpura Un-Approved Sheikhpura	175.000	0.000	0.000	20.000	20.000	77.500	77.500	0.000
1953	Augmentation / Rehabilitation of Urban Sewerage Scheme, Nankana Sahib Un-Approved Nankana Sahib	264.253	0.000	0.000	25.000	25.000	119.627	119.627	0.000
1954	Provision of Sewerage & Drainage System in Chunian City, Kasur Un-Approved Kasur , Chunian	100.000	0.000	0.000	20.000	20.000	40.000	40.000	0.000
1955	Urban Drainage Scheme Kasur city District kasur Un-Approved Kasur , Kasoor	99.827	0.000	0.000	20.000	20.000	39.914	39.914	0.000
1956	Rehabilitation/Augmentation of Sewerage System at Harrappa City Un-Approved Sahiwal	78.500	0.000	0.000	20.000	20.000	29.250	29.250	0.000
1957	Sewerage, Tuff Tiles in Remaining Portion of Gaily Wal City. Un-Approved Lodhran	62.170	0.000	0.000	20.000	20.000	21.085	21.085	0.000
1958	Revamping of Jahanian Sewerage System, Jahanian Un-Approved Khanewal	200.000	0.000	0.000	40.000	40.000	80.000	80.000	0.000
1959	Open Drainage & Tuff Tile Scheme in Remaining Portion of Kot Addu City Un-Approved Muzaffargarh	50.000	0.000	0.000	20.000	20.000	15.000	15.000	0.000
1960	Comprehensive Sewerage Scheme alongwith Tuff Tiles in City Chowk Azam Un-Approved Layyah	200.000	0.000	0.000	30.000	30.000	85.000	85.000	0.000
1961	Reh:/ Aug. Urban Sewerage Scheme Yazman/ Treatment Solutiont, Bahawalpur Un-Approved Bahawalpur , Yazman	35.000	0.000	0.000	10.000	10.000	25.000	0.000	0.000
1962	Sewer Line & Tuff Tile Habib Ullah Town BWP Un-Approved Bahawalpur	2.278	0.000	0.000	2.278	2.278	0.000	0.000	0.000

WATER SUPPLY & SANITATION

Urban Sewerage Drainage Schemes

(Million Rs.)

GS No	Scheme Information Approval Date / Location	Est. Cost	Accum. Exp June,16	Provision for 2016-17			MTDF Projections		Throw fwd Beyond June, 2019
				Cap	Rev	G. Total (Cap+Rev)	2017-18	2018-19	
1	2	3	4	5	6	7	8	9	10
1963	Sewer Line & Tuff Tile Sadat Colony BWP Un-Approved Bahawalpur	5.014	0.000	0.000	5.014	5.014	0.000	0.000	0.000
1964	Sewer Line & Tuff Tile Goth Ghani & Quaid-e-Azam Colony BWP Un-Approved Bahawalpur	5.752	0.000	0.000	5.752	5.752	0.000	0.000	0.000
1965	Provision of Sewerage Scheme "Zone-A" with Tuff Paver at Bahawalnagar Un-Approved Bahawalnagar	399.957	0.000	0.000	100.000	100.000	149.979	149.979	0.000
1966	Mega Sewerage Scheme Liaquatpur City Un-Approved Rahim Yar Khan , Liaquatpur	500.000	0.000	0.000	80.000	80.000	210.000	210.000	0.000
1967	Feasibility Study and Construction of Sewerage System & Rehabilitation of Roads, Municipal Committee Zahir Pir Tehsil Khanpur District R.Y.Khan Un-Approved Rahim Yar Khan , Khanpur	315.801	0.000	0.000	30.000	30.000	142.901	142.901	0.000
Sub-Total: Urban Sewerage Drainage Schemes		6,700.052	0.000	0.000	1,208.044	1,208.044	2,772.706	2,719.306	0.000
Rural Water Supply Schemes									
1968	Rehabilitation of Rural Water Supply & Drainage Scheme Mohra Daroga, Tehsil & District Rawalpindi. Un-Approved Rawalpindi	28.634	0.000	0.000	10.000	10.000	18.634	0.000	0.000
1969	Rehabilitation of Rural Water Supply Scheme Maira Sangal, Tehsil Kalar Syedan, District Rawalpindi. Un-Approved Rawalpindi	4.446	0.000	0.000	4.446	4.446	0.000	0.000	0.000
1970	Rehabilitation of Rural Water Supply Scheme Dhoke Parri Dakhli Uchri, Tehsil Jand, District Attock Un-Approved Attock	17.574	0.000	0.000	10.000	10.000	7.574	0.000	0.000
1971	Water Supply Scheme Khour, Tehsil Pindigheb, District Attock Un-Approved Attock	99.750	0.000	0.000	10.000	10.000	44.875	44.875	0.000
1972	Rehabilitation of Water Supply Scheme Village Ratta Sharif, District Chakwal. Un-Approved Chakwal	6.000	0.000	0.000	6.000	6.000	0.000	0.000	0.000
1973	Extension of water supply scheme Khewra, Tehsil Pind Dadan Khan, District Jhelum Un-Approved Jhelum	165.356	0.000	0.000	20.000	20.000	72.678	72.678	0.000
1974	Authority to maintain & Regulate Naroomi Dhan Water Supply Scheme Tehsil P.D.Khan Un-Approved Jhelum , P.D.Khan	227.511	0.000	0.000	40.000	40.000	93.756	93.756	0.000
1975	Replacement of Old Water Supply Pipeline in Jauharabad. Un-Approved Khushab	90.000	0.000	0.000	20.000	20.000	35.000	35.000	0.000
1976	Water Supply Scheme Kialial UC Khura. Un-Approved Khushab	26.000	0.000	0.000	10.000	10.000	16.000	0.000	0.000

WATER SUPPLY & SANITATION

Rural Water Supply Schemes

(Million Rs.)

GS No	Scheme Information Approval Date / Location	Est. Cost	Accum. Exp June,16	Provision for 2016-17			MTDF Projections		Throw fwd Beyond June, 2019
				Cap	Rev	G. Total (Cap+Rev)	2017-18	2018-19	
1	2	3	4	5	6	7	8	9	10
1977	Water Supply Scheme Jhunge Walan of UC Khabeki. Un-Approved Khushab	28.000	0.000	0.000	10.000	10.000	18.000	0.000	0.000
1978	Provision of Submersible Pumps (UC Bani Afghan, Sawance, Ghundi, Chakrala, Ban Hafiz Gee, Thamay Wali, Namal) Un-Approved Mianwali	50.000	0.000	0.000	15.000	15.000	17.500	17.500	0.000
1979	Reh: of Rural Water Supply scheme, Chak No.45/GB Un-Approved Faisalabad	9.635	0.000	0.000	9.635	9.635	0.000	0.000	0.000
1980	Reh: of Rural Water Supply scheme, Chak No.42/GB Un-Approved Faisalabad	11.271	0.000	0.000	10.000	10.000	1.271	0.000	0.000
1981	Reh: of Rural Water Supply scheme, Chak No.226/GB Un-Approved Faisalabad	12.390	0.000	0.000	10.000	10.000	2.390	0.000	0.000
1982	Rural Water Supply Scheme at Chak No.265/RB Un-Approved Faisalabad	15.438	0.000	0.000	10.000	10.000	5.438	0.000	0.000
1983	Reh: of Rural Water Supply scheme, Chak No.47/GB (Sansra) Un-Approved Faisalabad	15.966	0.000	0.000	10.000	10.000	5.966	0.000	0.000
1984	Rural Water Supply and Drainage Scheme Chak No.32/JB Un-Approved Faisalabad	17.249	0.000	0.000	10.000	10.000	7.249	0.000	0.000
1985	Rural Water Supply and Drainage Scheme Chak No.51/JB Un-Approved Faisalabad	18.431	0.000	0.000	10.000	10.000	8.431	0.000	0.000
1986	Laying of Water Supply Lines in different areas of PP-71 Un-Approved Faisalabad	20.000	0.000	0.000	10.000	10.000	10.000	0.000	0.000
1987	Rural Water Supply and Drainage Scheme Chak No.57/JB Un-Approved Faisalabad	24.125	0.000	0.000	10.000	10.000	14.125	0.000	0.000
1988	Rural Water Supply Scheme at Chak No.84/JB Un-Approved Faisalabad	6.727	0.000	0.000	6.727	6.727	0.000	0.000	0.000
1989	Water Supply Scheme, Chak No.247/RB (Miani), District Faisalabad Un-Approved Faisalabad	26.000	0.000	0.000	10.000	10.000	16.000	0.000	0.000
1990	Reh:Rural Water Supply Scheme Chak No.141/GB Un-Approved Faisalabad	2.923	0.000	0.000	2.923	2.923	0.000	0.000	0.000
1991	Rural Water Supply Scheme at Chak No.257/RB Un-Approved Faisalabad	3.749	0.000	0.000	3.749	3.749	0.000	0.000	0.000
1992	Rural Water Supply Scheme Chak No.411-GB, Darbar Pir Qandhari, Tehsil Tandilianwala, District Faisalabad. Un-Approved Faisalabad	5.000	0.000	0.000	5.000	5.000	0.000	0.000	0.000

WATER SUPPLY & SANITATION

Rural Water Supply Schemes

(Million Rs.)

GS No	Scheme Information Approval Date / Location	Est. Cost	Accum. Exp June,16	Provision for 2016-17			MTDF Projections		Throw fwd Beyond June, 2019
				Cap	Rev	G. Total (Cap+Rev)	2017-18	2018-19	
1	2	3	4	5	6	7	8	9	10
1993	Installation of 2 Nos. Tube Wells (0.50 Cfs discharge each) for Water Supply Scheme Shorkot Cantt, District Jhang Un-Approved Jhang	7.597	0.000	0.000	7.597	7.597	0.000	0.000	0.000
1994	Establishment of Rural Water Supply Scheme, Chak No.244/GB, Tehsil Gojra Un-Approved Toba Tek Singh	13.699	0.000	0.000	10.000	10.000	3.699	0.000	0.000
1995	Rehab. of rural water supply scheme Chak No. 318/GB T.T. Singh Un-Approved Toba Tek Singh	15.000	0.000	0.000	10.000	10.000	5.000	0.000	0.000
1996	Rural Water Supply Scheme, Chak No.709/GB and 710/GB, Tehsil Kamalia, District Toba Tek Singh Un-Approved Toba Tek Singh	16.000	0.000	0.000	10.000	10.000	6.000	0.000	0.000
1997	Rural Water supply Scheme, Chak No.712/GB and Jamal Pahar, Tehsil Kamalia, District toba Tek Singh Un-Approved Toba Tek Singh	17.000	0.000	0.000	10.000	10.000	7.000	0.000	0.000
1998	Rural Water Supply Scheme Chak No.668/9/GB Un-Approved Toba Tek Singh	17.139	0.000	0.000	10.000	10.000	7.139	0.000	0.000
1999	Rehab. of rural water supply scheme Chak No. 343/GB T.T. Singh Un-Approved Toba Tek Singh	20.000	0.000	0.000	10.000	10.000	10.000	0.000	0.000
2000	Rural Water Supply Scheme Chak No.667/8/GB Un-Approved Toba Tek Singh	20.013	0.000	0.000	10.000	10.000	10.013	0.000	0.000
2001	Rural Water Supply Scheme Chak No.54/1 Tukra Un-Approved Toba Tek Singh	20.150	0.000	0.000	10.000	10.000	10.150	0.000	0.000
2002	Rural Water Supply Scheme Chak No.670/11/GB Un-Approved Toba Tek Singh	23.514	0.000	0.000	10.000	10.000	13.514	0.000	0.000
2003	Rural Water Supply Scheme Chak No.685/26-GB Un-Approved Toba Tek Singh	27.500	0.000	0.000	10.000	10.000	17.500	0.000	0.000
2004	Rural Water Supply Scheme Chak No.674/15/GB Un-Approved Toba Tek Singh	30.265	0.000	0.000	10.000	10.000	20.265	0.000	0.000
2005	Rural Water Supply Scheme Chak No.682/23-GB Un-Approved Toba Tek Singh	30.750	0.000	0.000	10.000	10.000	20.750	0.000	0.000
2006	Rural Water Supply Scheme Chak No.683/24-GB Un-Approved Toba Tek Singh	31.500	0.000	0.000	10.000	10.000	21.500	0.000	0.000
2007	Rural Water Supply Scheme Chak No.675/16/GB Un-Approved Toba Tek Singh	32.213	0.000	0.000	10.000	10.000	22.213	0.000	0.000
2008	Rural Water Supply Scheme Chak No.323 & 322/GB Un-Approved Toba Tek Singh	37.500	0.000	0.000	15.000	15.000	22.500	0.000	0.000

WATER SUPPLY & SANITATION

Rural Water Supply Schemes

(Million Rs.)

GS No	Scheme Information Approval Date / Location	Est. Cost	Accum. Exp June,16	Provision for 2016-17			MTDF Projections		Throw fwd Beyond June, 2019
				Cap	Rev	G. Total (Cap+Rev)	2017-18	2018-19	
1	2	3	4	5	6	7	8	9	10
2009	Reh: of Water Supply Scheme, Chak No.300/JB, Tehsil Gojra Un-Approved Toba Tek Singh	2.240	0.000	0.000	2.240	2.240	0.000	0.000	0.000
2010	Installation of Water Filtration Plant at Haweli Hassan Khan. Un-Approved Lahore	5.104	0.000	0.000	5.104	5.104	0.000	0.000	0.000
2011	Installation of Water Filtration Plant at Gulloo Kot. Un-Approved Lahore	5.104	0.000	0.000	5.104	5.104	0.000	0.000	0.000
2012	Installation of Water Filtration Plant at Ghurki Un-Approved Lahore	5.104	0.000	0.000	5.104	5.104	0.000	0.000	0.000
2013	Installation of Water Filtration Plant at Ghaniekey Un-Approved Lahore	5.104	0.000	0.000	5.104	5.104	0.000	0.000	0.000
2014	Installation of Water Filtration Plant at Dogarai Kalan Un-Approved Lahore	5.104	0.000	0.000	5.104	5.104	0.000	0.000	0.000
2015	Installation of Water Filtration Plant at Baseen Un-Approved Lahore	5.104	0.000	0.000	5.104	5.104	0.000	0.000	0.000
2016	Installation of Water Filtration Plant at Barki Un-Approved Lahore	5.104	0.000	0.000	5.104	5.104	0.000	0.000	0.000
2017	Installation of Water Filtration Plant at Asif Town No. II. Un-Approved Lahore	5.104	0.000	0.000	5.104	5.104	0.000	0.000	0.000
2018	Installation of Water Filtration Plant at Tera Un-Approved Lahore	5.104	0.000	0.000	5.104	5.104	0.000	0.000	0.000
2019	Installation of Water Filtration Plant at Talwara Un-Approved Lahore	5.104	0.000	0.000	5.104	5.104	0.000	0.000	0.000
2020	Installation of Water Filtration Plant at Sutar Mill Un-Approved Lahore	5.104	0.000	0.000	5.104	5.104	0.000	0.000	0.000
2021	Installation of Water Filtration Plant at Sagian Un-Approved Lahore	5.104	0.000	0.000	5.104	5.104	0.000	0.000	0.000
2022	Installation of Water Filtration Plant at Nathoki Un-Approved Lahore	5.104	0.000	0.000	5.104	5.104	0.000	0.000	0.000
2023	Installation of Water Filtration Plant at Mandianwala Un-Approved Lahore	5.104	0.000	0.000	5.104	5.104	0.000	0.000	0.000
2024	Installation of Water Filtration Plant at Dhullam Chalian Un-Approved Lahore	5.104	0.000	0.000	5.104	5.104	0.000	0.000	0.000
2025	Installation of Water Filtration Plant at Yohana Abad No. II. Un-Approved Lahore	5.104	0.000	0.000	5.104	5.104	0.000	0.000	0.000

WATER SUPPLY & SANITATION

Rural Water Supply Schemes

(Million Rs.)

GS No	Scheme Information Approval Date / Location	Est. Cost	Accum. Exp June,16	Provision for 2016-17			MTDF Projections		Throw fwd Beyond June, 2019
				Cap	Rev	G. Total (Cap+Rev)	2017-18	2018-19	
1	2	3	4	5	6	7	8	9	10
2026	Installation of Water Filtration Plant at Wahga Un-Approved Lahore	5.104	0.000	0.000	5.104	5.104	0.000	0.000	0.000
2027	Installation of Water Filtration Plant at Wagharian Un-Approved Lahore	5.104	0.000	0.000	5.104	5.104	0.000	0.000	0.000
2028	Installation of Water Filtration Plant at Taizghar Un-Approved Lahore	5.104	0.000	0.000	5.104	5.104	0.000	0.000	0.000
2029	Installation of Water Filtration Plant at Sherwani Mohallah Nashter Colony UC. Un-Approved Lahore	5.104	0.000	0.000	5.104	5.104	0.000	0.000	0.000
2030	Installation of Water Filtration Plant at Shadab Colony Atari. Un-Approved Lahore	5.104	0.000	0.000	5.104	5.104	0.000	0.000	0.000
2031	Installation of Water Filtration Plant at UC-Jahman Un-Approved Lahore	5.104	0.000	0.000	5.104	5.104	0.000	0.000	0.000
2032	Installation of Water Filtration Plant at Rampur Hadiara Un-Approved Lahore	5.104	0.000	0.000	5.104	5.104	0.000	0.000	0.000
2033	Installation of Water Filtration Plant at Purse Raam / Azad Town Lahore Un-Approved Lahore	5.104	0.000	0.000	5.104	5.104	0.000	0.000	0.000
2034	Installation of Water Filtration Plant at Phularwan Un-Approved Lahore	5.104	0.000	0.000	5.104	5.104	0.000	0.000	0.000
2035	Installation of Water Filtration Plant at Nashter Colony. Un-Approved Lahore	5.104	0.000	0.000	5.104	5.104	0.000	0.000	0.000
2036	Installation of Water Filtration Plant at Minhala Un-Approved Lahore	5.104	0.000	0.000	5.104	5.104	0.000	0.000	0.000
2037	Installation of Water Filtration Plant at Mehar Town-Lidhar. Un-Approved Lahore	5.104	0.000	0.000	5.104	5.104	0.000	0.000	0.000
2038	Installation of Water Filtration Plant at Attari Un-Approved Lahore	5.104	0.000	0.000	5.104	5.104	0.000	0.000	0.000
2039	Installation of Water Filtration Plant at Jhugian Mehran and Dera Afghan. Un-Approved Lahore	5.104	0.000	0.000	5.104	5.104	0.000	0.000	0.000
2040	Installation of Water Filtration Plant at Jalal Pura. Un-Approved Lahore	5.104	0.000	0.000	5.104	5.104	0.000	0.000	0.000
2041	Rural water supply and drainage scheme Muraday Kalan, District Sheikhpura Un-Approved Sheikhpura	95.246	0.000	0.000	20.000	20.000	37.623	37.623	0.000
2042	Rural Water Supply & Sewerage Drainage Scheme of Chak No. 31/4-L, District Okara Un-Approved Okara	11.152	0.000	0.000	6.000	6.000	5.152	0.000	0.000

WATER SUPPLY & SANITATION

Rural Water Supply Schemes

(Million Rs.)

GS No	Scheme Information Approval Date / Location	Est. Cost	Accum. Exp June,16	Provision for 2016-17			MTDF Projections		Throw fwd Beyond June, 2019
				Cap	Rev	G. Total (Cap+Rev)	2017-18	2018-19	
1	2	3	4	5	6	7	8	9	10
2043	Rural Water Supply & Sewerage Drainage Scheme of Chak No. 29-30/2-L, District Okara Un-Approved Okara	12.411	0.000	0.000	7.000	7.000	5.411	0.000	0.000
2044	Rural Water Supply & Sewerage Drainage Scheme of Chak No. 51/2-L, District Okara Un-Approved Okara	16.312	0.000	0.000	10.000	10.000	6.312	0.000	0.000
2045	Rural Water Supply & Sewerage Drainage scheme of Chak No. 49/2-L, District Okara Un-Approved Okara	18.913	0.000	0.000	10.000	10.000	8.913	0.000	0.000
2046	Rural Water Supply and Sewerage Drainage Scheme of Chak No. 52/2-L, District Okara Un-Approved Okara	42.608	0.000	0.000	15.000	15.000	27.608	0.000	0.000
2047	Rural Water Supply Scheme Chak No. 29/1-AL Okara Un-Approved Okara	27.400	0.000	0.000	10.000	10.000	17.400	0.000	0.000
2048	Rural Water Supply Scheme Chak No. 30/1-AL Okara Un-Approved Okara	28.400	0.000	0.000	10.000	10.000	18.400	0.000	0.000
2049	Rural Water Supply Scheme Chak No. 76/5-R Un-Approved Sahiwal	38.000	0.000	0.000	10.000	10.000	28.000	0.000	0.000
2050	Rural Water Supply Scheme 351/EB Un-Approved Pakpattan	19.174	0.000	0.000	10.000	10.000	9.174	0.000	0.000
2051	Rural Water Supply Scheme 75/EB Un-Approved Pakpattan	21.302	0.000	0.000	10.000	10.000	11.302	0.000	0.000
2052	Repair of Water Supply in various localities of NA150/PP196 Un-Approved Multan	20.000	0.000	0.000	10.000	10.000	10.000	0.000	0.000
2053	Water Supply Scheme, Pull Angsi Jago Wala Basti Zubar Abad Moza Lal Wha. Un-Approved Multan	25.000	0.000	0.000	10.000	10.000	15.000	0.000	0.000
2054	Rural Water Supply and Sewerage Schemes in UC's 96. Un-Approved Multan	48.990	0.000	0.000	15.000	15.000	33.990	0.000	0.000
2055	Rural Water Supply Scheme Chak No.27/M Tehsil Dunyapur District Lodhran. Un-Approved Lodhran	9.040	0.000	0.000	9.040	9.040	0.000	0.000	0.000
2056	Reh: Rural Water Supply Scheme Chak No.251/WB. Un-Approved Lodhran	11.392	0.000	0.000	10.000	10.000	1.392	0.000	0.000
2057	Rural Water Supply Scheme Chak No.351/WB Tehsil Dunyapur District Lodhran. Un-Approved Lodhran	11.440	0.000	0.000	10.000	10.000	1.440	0.000	0.000
2058	Rural Water Supply Scheme Chak No.350/WB Tehsil Dunyapur District Lodhran. Un-Approved Lodhran	12.020	0.000	0.000	10.000	10.000	2.020	0.000	0.000

WATER SUPPLY & SANITATION

Rural Water Supply Schemes

(Million Rs.)

GS No	Scheme Information Approval Date / Location	Est. Cost	Accum. Exp June,16	Provision for 2016-17			MTDF Projections		Throw fwd Beyond June, 2019
				Cap	Rev	G. Total (Cap+Rev)	2017-18	2018-19	
1	2	3	4	5	6	7	8	9	10
2059	Rural Water Supply Scheme Chak No.348/WB Tehsil Duniyapur District Lodhran Un-Approved Lodhran	13.960	0.000	0.000	10.000	10.000	3.960	0.000	0.000
2060	Rural Water Supply Scheme Chak No.345/WB Tehsil Duniyapur District Lodhran. Un-Approved Lodhran	19.240	0.000	0.000	10.000	10.000	9.240	0.000	0.000
2061	Reh: Rural Water Supply Scheme Chak No.233/WB. Un-Approved Lodhran	20.250	0.000	0.000	10.000	10.000	10.250	0.000	0.000
2062	Rural Water Supply Scheme Chak No.354/WB Tehsil Duniyapur District Lodhran. Un-Approved Lodhran	24.880	0.000	0.000	10.000	10.000	14.880	0.000	0.000
2063	Water Supply / Sewerage Mouza Rawani. Un-Approved Lodhran	29.450	0.000	0.000	10.000	10.000	19.450	0.000	0.000
2064	Rural Water Supply Scheme Chak No.12/M & 14/M (East & West) Tehsil Duniyapur, District Lodhran Un-Approved Lodhran	29.922	0.000	0.000	10.000	10.000	19.922	0.000	0.000
2065	Rural Water Supply Scheme Chak No.219/WB Teshil Duniyapur, District Lodhran. Un-Approved Lodhran	29.990	0.000	0.000	10.000	10.000	19.990	0.000	0.000
2066	Water Supply Chak No.225/WB bhana marla. Un-Approved Lodhran	38.350	0.000	0.000	10.000	10.000	28.350	0.000	0.000
2067	Rural Water Supply & Drainage Scheme Amir Pur, Tehsil Kabirwala District Khanewal. Un-Approved Khanewal	17.702	0.000	0.000	10.000	10.000	7.702	0.000	0.000
2068	Rural Water Supply & Drainage Scheme Salar Wahin Kohna & Azafi Abadi Tehsil Kabirwala District Khanewal. Un-Approved Khanewal	24.251	0.000	0.000	10.000	10.000	14.251	0.000	0.000
2069	Water Supply Schemes Chak No. 178/wb Un-Approved Vehari	9.680	0.000	0.000	9.680	9.680	0.000	0.000	0.000
2070	Water Supply Schemes Chak No. 72/wb Un-Approved Vehari	12.000	0.000	0.000	10.000	10.000	2.000	0.000	0.000
2071	Water Supply Machiwal Tehsil and District Vehari. Un-Approved Vehari	18.754	0.000	0.000	10.000	10.000	8.754	0.000	0.000
2072	Rural Water Supply Scheme Chak No.112 WB. Un-Approved Vehari	19.525	0.000	0.000	10.000	10.000	9.525	0.000	0.000
2073	Water Supply Schemes Chak No. 44/wb Un-Approved Vehari	24.916	0.000	0.000	10.000	10.000	14.916	0.000	0.000
2074	Water Supply Schemes Chak No. 80/wb Un-Approved Vehari	5.374	0.000	0.000	5.374	5.374	0.000	0.000	0.000

WATER SUPPLY & SANITATION

Rural Water Supply Schemes

(Million Rs.)

GS No	Scheme Information Approval Date / Location	Est. Cost	Accum. Exp June,16	Provision for 2016-17			MTDF Projections		Throw fwd Beyond June, 2019
				Cap	Rev	G. Total (Cap+Rev)	2017-18	2018-19	
1	2	3	4	5	6	7	8	9	10
2075	Rural Water Supply Scheme Chak No.122, 136, 118/WB. Un-Approved Vehari	29.966	0.000	0.000	10.000	10.000	19.966	0.000	0.000
2076	Rural Water Supply Chak No.98 WB /186 WB. Un-Approved Vehari	29.975	0.000	0.000	10.000	10.000	19.975	0.000	0.000
2077	Water Supply Schemes Chak No. 74/wb Un-Approved Vehari	4.918	0.000	0.000	4.918	4.918	0.000	0.000	0.000
2078	Water Supply Scheme at Councilor Muhammad Ali Basti Rojhani Sakhi Sarwar Un-Approved Dera Ghazi Khan	25.000	0.000	0.000	10.000	10.000	15.000	0.000	0.000
2079	Provision of Rural Water Supply Scheme Nutkani, District D.G. Khan Un-Approved Dera Ghazi Khan	82.680	0.000	0.000	20.000	20.000	31.340	31.340	0.000
2080	Rheblitiation and Extension of Rural Water Supply Scheme Tunga (Meenhal) Tribal Area Dera Ghazi Khan Un-Approved Dera Ghazi Khan	5.000	0.000	0.000	5.000	5.000	0.000	0.000	0.000
2081	Provision of 100 deep handpumps in Pachad Area, District Rajanpur Un-Approved Rajanpur	30.000	0.000	0.000	10.000	10.000	20.000	0.000	0.000
2082	Provision of 100 Deep handpumps for District Rajanpur Un-Approved Rajanpur	30.000	0.000	0.000	10.000	10.000	20.000	0.000	0.000
2083	Rural Water supply Scheme in Chak No. 571/TDA, District Muzaffargarh. Un-Approved Muzaffargarh	25.000	0.000	0.000	10.000	10.000	15.000	0.000	0.000
2084	Water supply Schemes in Mouza Fateh Pur and Ali Pur District Muzaffargarh Un-Approved Muzaffargarh	70.000	0.000	0.000	20.000	20.000	25.000	25.000	0.000
2085	Rural water supply scheme chak no. 178/M including all adjoining abadies. Un-Approved Bahawalnagar	8.600	0.000	0.000	8.600	8.600	0.000	0.000	0.000
2086	Rural water supply scheme chak no. 105/6-R including all adjoining abadies. Un-Approved Bahawalnagar	8.660	0.000	0.000	8.660	8.660	0.000	0.000	0.000
2087	Rural water supply scheme chak no. 285/HR. Un-Approved Bahawalnagar	9.470	0.000	0.000	9.470	9.470	0.000	0.000	0.000
2088	Provision of water supply scheme in chak no. 95/F, Tehsil Chishtian. Un-Approved Bahawalnagar	10.000	0.000	0.000	10.000	10.000	0.000	0.000	0.000
2089	Provision of water supply scheme in chak no. 56/F, Tehsil Chishtian. Un-Approved Bahawalnagar	10.000	0.000	0.000	9.857	9.857	0.143	0.000	0.000
2090	Rehabilitation of Rural Water Supply Scheme Tobian, Chogtan and adjacent abadies. Un-Approved Bahawalnagar	11.688	0.000	0.000	10.000	10.000	1.688	0.000	0.000

WATER SUPPLY & SANITATION

Rural Water Supply Schemes

(Million Rs.)

GS No	Scheme Information Approval Date / Location	Est. Cost	Accum. Exp June,16	Provision for 2016-17			MTDF Projections		Throw fwd Beyond June, 2019
				Cap	Rev	G. Total (Cap+Rev)	2017-18	2018-19	
1	2	3	4	5	6	7	8	9	10
2091	Rural water supply chak no 161/7-R and azafi abadis Haroonabad Un-Approved Bahawalnagar	12.041	0.000	0.000	10.000	10.000	2.041	0.000	0.000
2092	Rural water supply scheme chak no. 26/3-R including all adjoining abadies. Un-Approved Bahawalnagar	14.490	0.000	0.000	10.000	10.000	4.490	0.000	0.000
2093	Rehabilitation of rural water supply scheme chak no. 49/3-R & Azafi Abadi, Mehran wala, Peoples colony, Model town, Rehmat Town and Muslim Colony Haroonabad Un-Approved Bahawalnagar	14.610	0.000	0.000	10.000	10.000	4.610	0.000	0.000
2094	Provision of water supply scheme in chak no. 93/F, Tehsil Chishtian. Un-Approved Bahawalnagar	15.000	0.000	0.000	10.000	10.000	5.000	0.000	0.000
2095	Rural water supply scheme chak no. 229-230/9-R Un-Approved Bahawalnagar	16.240	0.000	0.000	10.000	10.000	6.240	0.000	0.000
2096	Rural water supply scheme chak no. 261-262/H-R. Un-Approved Bahawalnagar	16.540	0.000	0.000	10.000	10.000	6.540	0.000	0.000
2097	Rural water supply scheme chak no. 224-225/9-R. Un-Approved Bahawalnagar	18.950	0.000	0.000	10.000	10.000	8.950	0.000	0.000
2098	Rural water supply scheme chak no. 128/6-R including all adjoining abadies. Un-Approved Bahawalnagar	22.200	0.000	0.000	10.000	10.000	12.200	0.000	0.000
2099	Rehabilitation of rural water supply scheme chak no. 69/4-R, 80/1-L & Azafi Abadis Chak No. 85/5-R Un-Approved Bahawalnagar	39.570	0.000	0.000	10.000	10.000	29.570	0.000	0.000
2100	Rural Water Supply Schemes Mouza Janu Khan, Basti Kapooran & kot Ganga Singh, District Bahawalnagar. Un-Approved Bahawalnagar	100.000	0.000	0.000	20.000	20.000	40.000	40.000	0.000
2101	Rehabilitation of Rural Water Supply Schemes Muga, Chandna Mirdin, Hakim Mirdin, Mohib Ali, Khazan Singh Nathu Dhaka, District Bahawalnagar. Un-Approved Bahawalnagar	100.000	0.000	0.000	15.000	15.000	42.500	42.500	0.000
2102	Provision of water supply scheme in chak no. 18/G, Tehsil Chishtian. Un-Approved Bahawalnagar	7.000	0.000	0.000	7.000	7.000	0.000	0.000	0.000
2103	Rural water supply chak no 172/7-R incl Adjoining Abadis Haroonabad Un-Approved Bahawalnagar	7.015	0.000	0.000	7.015	7.015	0.000	0.000	0.000
2104	Rural water supply scheme chak no. 221/9R Un-Approved Bahawalnagar	7.874	0.000	0.000	7.874	7.874	0.000	0.000	0.000
2105	Rural Water Supply Scheme of Chak Bahoo Sarro & Adjoining Abadies Tehsil Minchinabad, District Bahawalnagar. Un-Approved Bahawalnagar	8.282	0.000	0.000	8.282	8.282	0.000	0.000	0.000

WATER SUPPLY & SANITATION

Rural Water Supply Schemes

(Million Rs.)

GS No	Scheme Information Approval Date / Location	Est. Cost	Accum. Exp June,16	Provision for 2016-17			MTDF Projections		Throw fwd Beyond June, 2019
				Cap	Rev	G. Total (Cap+Rev)	2017-18	2018-19	
1	2	3	4	5	6	7	8	9	10
2106	Rehab of Rural water supply chak no 54/4-R , azafi abadis and dera Jatianwala azafi abadi 58/4-R dera jaat 58/4-R and 55/4-R incl adjoining abadis Haroonabad Un-Approved Bahawalnagar	26.399	0.000	0.000	10.000	10.000	16.399	0.000	0.000
2107	Rehabilitation of water supply scheme in chak no. 97/F, Tehsil Chishtian. Un-Approved Bahawalnagar	5.000	0.000	0.000	5.000	5.000	0.000	0.000	0.000
2108	Provision of water supply scheme in chak no. 51/F, Mumtaz Abad, Tehsil Chishtian. Un-Approved Bahawalnagar	5.000	0.000	0.000	5.000	5.000	0.000	0.000	0.000
2109	Provision of water supply scheme in chak no. 41/F (Chazel Abad), Tehsil Chishtian. Un-Approved Bahawalnagar	5.000	0.000	0.000	5.000	5.000	0.000	0.000	0.000
2110	Provision of water supply scheme in chak no. 108/F, Tehsil Chishtian. Un-Approved Bahawalnagar	5.000	0.000	0.000	5.000	5.000	0.000	0.000	0.000
2111	Rural Water Supply Scheme 100/1-L, Khanpur. Un-Approved Rahim Yar Khan	9.000	0.000	0.000	9.000	9.000	0.000	0.000	0.000
2112	Rehabilitation: Rural water supply scheme 9/P, Khanpur. Un-Approved Rahim Yar Khan	8.000	0.000	0.000	8.000	8.000	0.000	0.000	0.000
2113	Rural Water Supply Scheme, Kalowal Thathi Bala Raja Tehsil Lalian District Chiniot Un-Approved Chiniot	12.748	0.000	0.000	10.000	10.000	2.748	0.000	0.000
2114	Rural Water Supply Scheme, Vinoka Tehsil Lalian District Chiniot Un-Approved Chiniot	23.291	0.000	0.000	10.000	10.000	13.291	0.000	0.000
Sub-Total: Rural Water Supply Schemes		3,149.730	0.000	0.000	1,332.311	1,332.311	1,377.148	440.272	0.000
Rural Sewerage Drainage Schemes									
2115	Rural drainage scheme in villages, Nartopa, Khagwani, District Attock Un-Approved Attock	55.106	0.000	0.000	10.000	10.000	22.553	22.553	0.000
2116	Extension of Rural Drainage Scheme in Villages Ramu & Bahadar Khan Un-Approved Attock	29.208	0.000	0.000	10.000	10.000	19.208	0.000	0.000
2117	Extension of Rural Drainage Scheme in Villages Haroon, Saleem Khan & Adalzai Un-Approved Attock	60.055	0.000	0.000	10.000	10.000	25.028	25.028	0.000
2118	Extension of Rural Drainage Scheme in Villages Formali, Haider & Mallah Un-Approved Attock	55.844	0.000	0.000	15.000	15.000	40.844	0.000	0.000
2119	Rural drainage scheme in villages Perzai, Muraria, Pandak, District Attock Un-Approved Attock	29.604	0.000	0.000	10.000	10.000	19.604	0.000	0.000
2120	Rural drainage scheme UC Thanil Kamal Un-Approved Chakwal	5.000	0.000	0.000	5.000	5.000	0.000	0.000	0.000

WATER SUPPLY & SANITATION

Rural Sewerage Drainage Schemes

(Million Rs.)

GS No	Scheme Information Approval Date / Location	Est. Cost	Accum. Exp June,16	Provision for 2016-17			MTDF Projections		Throw fwd Beyond June, 2019
				Cap	Rev	G. Total (Cap+Rev)	2017-18	2018-19	
1	2	3	4	5	6	7	8	9	10
2121	Rural drainage scheme UC Siral Un-Approved Chakwal	7.000	0.000	0.000	7.000	7.000	0.000	0.000	0.000
2122	Sewerage Scheme Lawa, District Chakwal Un-Approved Chakwal	78.169	0.000	0.000	10.000	10.000	34.085	34.085	0.000
2123	Rural Drainage Scheme Chak Malook Union Council Un-Approved Chakwal	29.166	0.000	0.000	10.000	10.000	19.166	0.000	0.000
2124	Rural Drainage Scheme Dheedwal Un-Approved Chakwal	30.000	0.000	0.000	10.000	10.000	20.000	0.000	0.000
2125	Rural Drainage Scheme Khanpur Un-Approved Chakwal	150.000	0.000	0.000	10.000	10.000	70.000	70.000	0.000
2126	W.S and drainage Sodhi Gujjar, Tehsil Pind Dadan Khan Un-Approved Jhelum	10.000	0.000	0.000	10.000	10.000	0.000	0.000	0.000
2127	Rural drainage scheme Chotalla, Tehsil Jhelum Un-Approved Jhelum	10.000	0.000	0.000	10.000	10.000	0.000	0.000	0.000
2128	Rural drainage scheme Pinanwal, Tehsil Pind Dadan Khan. Un-Approved Jhelum	100.000	0.000	0.000	10.000	10.000	45.000	45.000	0.000
2129	Sewerage scheme Mouza Ahmaday Wala District Sargodha Un-Approved Sargodha	23.426	0.000	0.000	10.000	10.000	13.426	0.000	0.000
2130	Rural Sewerage / Drainage Scheme Bhagtanwala Un-Approved Sargodha	84.040	0.000	0.000	20.000	20.000	32.020	32.020	0.000
2131	Urban Drainage / PCC Flooring Scheme Miani District Sargodha Un-Approved Sargodha	93.181	0.000	0.000	10.000	10.000	41.591	41.591	0.000
2132	Rural Sewerage / Drainage PCC Scheme for Jhawarian Un-Approved Sargodha	100.000	0.000	0.000	10.000	10.000	45.000	45.000	0.000
2133	Rural Sewerage Drainage Scheme Chak No. 36/NB (Shumali) Un-Approved Sargodha	30.000	0.000	0.000	10.000	10.000	20.000	0.000	0.000
2134	RSD Scheme Chak No 4 SP, Chak No 5 NB, Chak No 7 ML, Chak No 65 SB, Hujjan District Sargodha Un-Approved Sargodha	106.000	0.000	0.000	20.000	20.000	43.000	43.000	0.000
2135	Sewerage/Sullage Carrier for Jalpana/Chak Muzafarabad/Masar/Sardarpur etc. Un-Approved Sargodha, Shahpur	30.000	0.000	0.000	10.000	10.000	20.000	0.000	0.000
2136	PCC Slab / Drainage Scheme Botala Un-Approved Khushab	20.000	0.000	0.000	10.000	10.000	10.000	0.000	0.000

WATER SUPPLY & SANITATION

Rural Sewerage Drainage Schemes

(Million Rs.)

GS No	Scheme Information Approval Date / Location	Est. Cost	Accum. Exp June,16	Provision for 2016-17			MTDF Projections		Throw fwd Beyond June, 2019
				Cap	Rev	G. Total (Cap+Rev)	2017-18	2018-19	
1	2	3	4	5	6	7	8	9	10
2137	Sewerage Scheme Dullely Wali Un-Approved Mianwali	10.197	0.000	0.000	10.197	10.197	0.000	0.000	0.000
2138	Sewerage / Drainage Scheme UC Rokhari Un-Approved Mianwali	35.900	0.000	0.000	10.000	10.000	25.900	0.000	0.000
2139	Sewerage & Sanitation Scheme Daud Khel Un-Approved Mianwali	98.377	0.000	0.000	10.000	10.000	44.189	44.189	0.000
2140	Sewerage & Sanitation Scheme Shahbaz Khel Un-Approved Mianwali	95.743	0.000	0.000	20.000	20.000	37.872	37.872	0.000
2141	Rural Sewerage Scheme Harnoli Tehsil Piplan, Mianwali Un-Approved Mianwali , Piplan	94.000	0.000	0.000	10.000	10.000	42.000	42.000	0.000
2142	Sewerage Drainage, RCC Culverts, Soling PCC Slab. Tuff Tile in UC Ghulaman I and II, Ali Khel & Daily Namdar Un-Approved Bhakkar	25.000	0.000	0.000	10.000	10.000	15.000	0.000	0.000
2143	Sewerage Drainage scheme & PCC Slab in Kohawar Kalan Town Tehsil Darya Khan District Bhakkar. Un-Approved Bhakkar	27.500	0.000	0.000	10.000	10.000	17.500	0.000	0.000
2144	PCC Slab and Sewerage Scheme Shahyan Wala U/C Noora Sharif, Tehsil Kaloora Kot District Bhakkar Un-Approved Bhakkar	30.000	0.000	0.000	10.000	10.000	20.000	0.000	0.000
2145	Rural Sewerage Drainage / PCC Slab / Brick Pavement / Scheme in Chak No.70/ML and Chak No.70/AML, Tehsil & District Bhakkar Un-Approved Bhakkar	34.461	0.000	0.000	10.000	10.000	24.461	0.000	0.000
2146	Rural Sewerage / Drainage Scheme PCC Slab & Brick Pavement in Notak City Un-Approved Bhakkar	39.022	0.000	0.000	10.000	10.000	29.022	0.000	0.000
2147	PCC Slab and Sewerage Scheme in Street Noon Dager UC Tehsil Kaloora Kot District Bhakkar Un-Approved Bhakkar	48.600	0.000	0.000	10.000	10.000	38.600	0.000	0.000
2148	Rural Sewerage / Drainage Scheme PCC Slab & Brick Pavement in Behal City Un-Approved Bhakkar	50.987	0.000	0.000	10.000	10.000	20.494	20.494	0.000
2149	Sewerage Drainage & PCC Slab & Drain in Town Punjgrain Tehsil Darya Khan District Bhakkar. Un-Approved Bhakkar	100.000	0.000	0.000	10.000	10.000	45.000	45.000	0.000
2150	Rural Drainage Scheme, Chak No.78 GB, Khurd, District Faisalabad Un-Approved Faisalabad	2.000	0.000	0.000	2.000	2.000	0.000	0.000	0.000
2151	Rural Drainage Scheme at City Tandlianwala. Un-Approved Faisalabad	2.000	0.000	0.000	2.000	2.000	0.000	0.000	0.000

WATER SUPPLY & SANITATION

Rural Sewerage Drainage Schemes

(Million Rs.)

GS No	Scheme Information Approval Date / Location	Est. Cost	Accum. Exp June,16	Provision for 2016-17			MTDF Projections		Throw fwd Beyond June, 2019
				Cap	Rev	G. Total (Cap+Rev)	2017-18	2018-19	
1	2	3	4	5	6	7	8	9	10
2152	Rural Drainage Scheme at Chak No.619/GB & 620/GB UC-88. Un-Approved Faisalabad	2.000	0.000	0.000	2.000	2.000	0.000	0.000	0.000
2153	Rural Drainage Scheme at Chak No.458/GB & Jallii Fatiana UC-95. Un-Approved Faisalabad	2.000	0.000	0.000	2.000	2.000	0.000	0.000	0.000
2154	Rural Drainage Scheme at Chak No.457/GB & Dakhli Garh UC-89. Un-Approved Faisalabad	2.000	0.000	0.000	2.000	2.000	0.000	0.000	0.000
2155	Rural Drainage Scheme at Chak No.422/GB & 427/GB UC-76. Un-Approved Faisalabad	2.000	0.000	0.000	2.000	2.000	0.000	0.000	0.000
2156	Rural Drainage Scheme, Chak No.85 GB, District Faisalabad Un-Approved Faisalabad	4.000	0.000	0.000	4.000	4.000	0.000	0.000	0.000
2157	Rural Drainage Scheme, Chak No.81 GB, District Faisalabad Un-Approved Faisalabad	4.000	0.000	0.000	4.000	4.000	0.000	0.000	0.000
2158	Rural Drainage Scheme, Chak No.83 GB Thudi, District Faisalabad Un-Approved Faisalabad	5.000	0.000	0.000	5.000	5.000	0.000	0.000	0.000
2159	Rural Drainage Scheme, Chak No.86 GB, District Faisalabad Un-Approved Faisalabad	6.000	0.000	0.000	6.000	6.000	0.000	0.000	0.000
2160	Rural Drainage Scheme, Chak No.84 GB, District Faisalabad Un-Approved Faisalabad	6.000	0.000	0.000	6.000	6.000	0.000	0.000	0.000
2161	Rural Drainage Scheme / PCC 36GB, 37GB, 38GB, 230, 231GB, District Faisalabad Un-Approved Faisalabad	20.000	0.000	0.000	10.000	10.000	10.000	0.000	0.000
2162	Rural Drainage Scheme, Chak No.78 GB, Kalan, District Faisalabad Un-Approved Faisalabad	2.500	0.000	0.000	2.500	2.500	0.000	0.000	0.000
2163	Rural Drainage Scheme, Chak No.83 GB MALUMANA, District Faisalabad Un-Approved Faisalabad	3.000	0.000	0.000	3.000	3.000	0.000	0.000	0.000
2164	RURAL DRAINAGE SCHEME AT CHAK NO.610/GB, MOUZA MEHR SHAHANA, ALAM SHAH, DUDH BOHER & PINDI SHEIKH MUSA UC 83. Un-Approved Faisalabad	3.000	0.000	0.000	3.000	3.000	0.000	0.000	0.000
2165	Sewerage / Drainage Scheme Garh Mor, Ahmedpur Sial Un-Approved Jhang	81.940	0.000	0.000	20.000	20.000	30.970	30.970	0.000
2166	Rural Drainage / Soling / Sullage Carrier Scheme of Mouza Bhone Tehsil & District Jhang. Un-Approved Jhang	14.840	0.000	0.000	10.000	10.000	4.840	0.000	0.000
2167	Rural Drainage / Soling / Sullage Carrier Scheme of Mouza Kot Esa Shah, Tehsil & District Jhang. Un-Approved Jhang	19.818	0.000	0.000	10.000	10.000	9.818	0.000	0.000

WATER SUPPLY & SANITATION

Rural Sewerage Drainage Schemes

(Million Rs.)

GS No	Scheme Information Approval Date / Location	Est. Cost	Accum. Exp June,16	Provision for 2016-17			MTDF Projections		Throw fwd Beyond June, 2019
				Cap	Rev	G. Total (Cap+Rev)	2017-18	2018-19	
1	2	3	4	5	6	7	8	9	10
2168	Rural Drainage / Soling / Sullage Carrier Scheme of Mouza Bheroo, Tehsil & District Jhang. Un-Approved Jhang	19.386	0.000	0.000	10.000	10.000	9.386	0.000	0.000
2169	Drainage Scheme Chak No. 484/JB, District Jhang Un-Approved Jhang , Shorkot	14.636	0.000	0.000	10.000	10.000	4.636	0.000	0.000
2170	Provision of Sewerage / Nala / Culverts / Soling & Drains at Chak No. 169/JB Tehsil & District Jhang. Un-Approved Jhang	7.612	0.000	0.000	7.612	7.612	0.000	0.000	0.000
2171	Provision of Sewerage / Nala / Culverts / Soling & Drains at Nikka Doltana, Tehsil & District Jhang. Un-Approved Jhang	6.349	0.000	0.000	6.349	6.349	0.000	0.000	0.000
2172	Provision of Drains & Soling including resoling in Union Council No.19 & 20, Tehsil gojra, District Toba Tek Singh Un-Approved Toba Tek Singh	2.334	0.000	0.000	2.334	2.334	0.000	0.000	0.000
2173	Provision of Drains & Soling including resoling in Union Council No.22, Tehsil Gojra, District Toba Tek Singh Un-Approved Toba Tek Singh	4.857	0.000	0.000	4.857	4.857	0.000	0.000	0.000
2174	Sewerage Drainage and Street Pavement, Sandhillianwali, District Toba Tek Singh (Phase-I) Un-Approved Toba Tek Singh	100.000	0.000	0.000	20.000	20.000	40.000	40.000	0.000
2175	Provision of Drains & Soling including resoling in Union Council No.21 &23,, Tehsil Gojra, District Toba Tek Singh Un-Approved Toba Tek Singh	2.809	0.000	0.000	2.809	2.809	0.000	0.000	0.000
2176	Galian Nalian and PCC Scheme at Nangal Dona Singh Un-Approved Gujranwala	3.369	0.000	0.000	3.369	3.369	0.000	0.000	0.000
2177	Galian Nalian and PCC Scheme at Mandiala Taiga Un-Approved Gujranwala	3.569	0.000	0.000	3.569	3.569	0.000	0.000	0.000
2178	Drainage and PCC Scheme for Tibba Muhammad Nagar, Tehsil Kamonke, District Gujranwala Un-Approved Gujranwala	11.815	0.000	0.000	10.000	10.000	1.815	0.000	0.000
2179	Sanitation Schemes in UCs, Gadgore, Khanawali, Alhar, Jassoran, Baddiana and Chawinda, Tehsil Pasrur, District Sialkot Un-Approved Gujranwala	40.000	0.000	0.000	10.000	10.000	30.000	0.000	0.000
2180	Rural Drainage and PCC Scheme at Wandala Virkan, Taly Aali, Badhay new Abadi, Gaibi, Lunj Sharif, Kolo wala, Matu Bhanake Al Ditta, Ratta Goraya. Chak Poryan and Paryan, Karyal Khan and Adjoining Dera Jaat. Un-Approved Gujranwala	50.000	0.000	0.000	10.000	10.000	20.000	20.000	0.000
2181	Sewerage and PCC Scheme for Bismillah Colony Wania and Adjust Area Gujranwala Un-Approved Gujranwala	105.000	0.000	0.000	10.000	10.000	47.500	47.500	0.000

WATER SUPPLY & SANITATION

Rural Sewerage Drainage Schemes

(Million Rs.)

GS No	Scheme Information Approval Date / Location	Est. Cost	Accum. Exp June,16	Provision for 2016-17			MTDF Projections		Throw fwd Beyond June, 2019
				Cap	Rev	G. Total (Cap+Rev)	2017-18	2018-19	
1	2	3	4	5	6	7	8	9	10
2182	Sewerage Scheme Kamoke of Leftover Area Gujranwala Un-Approved Gujranwala	199.100	0.000	0.000	30.000	30.000	84.550	84.550	0.000
2183	Construction of Sewerage/Drainage/Tuff tiles in Noshera Virkan Un-Approved Gujranwala , Noshera Virkan	100.000	0.000	0.000	15.000	15.000	42.500	42.500	0.000
2184	Provision of Sewerage, New Disposal & PCC at Kot Qazi & Mudhokhalil, Tehsil Saddar, Gujranwala Un-Approved Gujranwala	186.266	0.000	0.000	30.000	30.000	78.133	78.133	0.000
2185	Provision of Sewerage, New Disposal & PCC at Ladhay wala Warraich & Mughal Chak, Tehsil Saddar, Gujranwala Un-Approved Gujranwala	195.240	0.000	0.000	20.000	20.000	87.620	87.620	0.000
2186	Rural Drainage /PCC Schemes Kot Nissar Shah, Boopara Khurd, Bhairr Virkan, Bhirri Shah, Rehman Dharoke, Sadho Pagala, Sady Goraya, Dhilam Dogran, Gajar Gola, Rattan Dhotran Gujranwala Un-Approved Gujranwala	109.270	0.000	0.000	20.000	20.000	44.635	44.635	0.000
2187	Provision of PCC/Drainage/Sewerage Scheme at Muncipal Committee, Ghakar Mandi Un-Approved Gujranwala	194.226	0.000	0.000	15.000	15.000	89.613	89.613	0.000
2188	Provision of PCC/Drainage Sewerage Schemes at UC No 14, 15, 46, 50, 51, 52, 53 Gujranwala Un-Approved Gujranwala	131.295	0.000	0.000	20.000	20.000	55.648	55.648	0.000
2189	Galian Nalian and PCC Scheme at Balowali Un-Approved Gujranwala	2.683	0.000	0.000	2.683	2.683	0.000	0.000	0.000
2190	Construction of Drain, PCC, Street Master Kazmi or Aur Hafeez-ur-Rehman Wali Village Kot Sajana District Hafizabad Un-Approved Hafizabad	14.700	0.000	0.000	10.000	10.000	4.700	0.000	0.000
2191	Rural Drainage Scheme karyal ,Jurian, Hardu, Wachoke and Bashmolajat District Hafizabad Un-Approved Hafizabad	20.000	0.000	0.000	10.000	10.000	10.000	0.000	0.000
2192	Rural Drainage Scheme Madhrianwla Solangi Awan Mamna kot awan channi Mitha Channi Kareen, Jhanian, Lakhia and Bashmolajat District Hafizabad Un-Approved Hafizabad	35.025	0.000	0.000	10.000	10.000	25.025	0.000	0.000
2193	Construction of PCC Street/ Drain, Soling and Nullah in U.C Fatta Band Tehsil Kharian District Gujrat Un-Approved Gujrat	20.027	0.000	0.000	10.000	10.000	10.027	0.000	0.000
2194	Sewerage / Drainage Scheme Chorrnwala, Noor Jamal and Multanlawala Un-Approved Mandi Bahauddin	30.000	0.000	0.000	10.000	10.000	20.000	0.000	0.000
2195	Sewerage / Drainage Scheme Thathi Bawa, Madheray, Ruk and Matnal Un-Approved Mandi Bahauddin	33.400	0.000	0.000	10.000	10.000	23.400	0.000	0.000

WATER SUPPLY & SANITATION

Rural Sewerage Drainage Schemes

(Million Rs.)

GS No	Scheme Information Approval Date / Location	Est. Cost	Accum. Exp June,16	Provision for 2016-17			MTDF Projections		Throw fwd Beyond June, 2019
				Cap	Rev	G. Total (Cap+Rev)	2017-18	2018-19	
1	2	3	4	5	6	7	8	9	10
2196	Provision of Sewerage / Drainage / Pavement in Narang / Saadullah Pur / Khoosor Un-Approved Mandi Bahauddin	64.664	0.000	0.000	10.000	10.000	27.332	27.332	0.000
2197	Provision of Sewerage / Drainage / Pavement in Jano Chak Khurd & Kalan , Basi Khurd & Kalan, Channi Mast , Aado Sarwani Un-Approved Mandi Bahauddin	75.571	0.000	0.000	10.000	10.000	32.786	32.786	0.000
2198	Rural Sewerage / Drainage Scheme of Village Bherowal Tehsil Phalia Distt. Mandi Bahaddin Un-Approved Mandi Bahauddin	73.499	0.000	0.000	25.000	25.000	24.250	24.250	0.000
2199	Rural Sewerage, Drainage/Soling & PCC Scheme in Chak No. 20 With Abadies Tehsil Malikwal Distt. M.B Din Un-Approved Mandi Bahauddin	50.000	0.000	0.000	16.000	16.000	34.000	0.000	0.000
2200	Rural Sewerage / Drainage Scheme of Village Khai and Bukkan Tehsil & Distt. M.B. Din Un-Approved Mandi Bahauddin	74.464	0.000	0.000	25.000	25.000	24.732	24.732	0.000
2201	Rural Sewerage, Drainage/Soling & PCC Scheme in Villages Main Mandi Mona Depot Pind Makko Tehsil Malikwal Distt. M.B Din Un-Approved Mandi Bahauddin	53.052	0.000	0.000	15.000	15.000	38.052	0.000	0.000
2202	Sewerage / Drainage of Village Reerka Mumdana, Tehsil Malikwal Un-Approved Mandi Bahauddin	41.684	0.000	0.000	20.000	20.000	21.684	0.000	0.000
2203	Construction of PCC Street, Drain/ Nullah Providing and Laying of RCC Sewer And Tuff Tile U/C Water Works (Silver Star Road Mohallah Islamia Park) Tehsil and District Sialkot (PP-122) Un-Approved Sialkot	24.400	0.000	0.000	10.000	10.000	14.400	0.000	0.000
2204	Construction of Streets, Naullahas, PCC, Soling at Villages Kotli Noshahra, Chowk Dharam Koot, Binna, Golian Tehsil Daska Un-Approved Sialkot	5.000	0.000	0.000	5.000	5.000	0.000	0.000	0.000
2205	Constuction of Streets, Naullahas, PCC Soling at Villages Koreki, Ratta Bajwa, Jhulki, Faqiran Wali, Chianwali, Tehsil Daska Un-Approved Sialkot	6.000	0.000	0.000	6.000	6.000	0.000	0.000	0.000
2206	Construction of Streets Naullahas, PCC,Soling at Villages Changa Changi, Kotli Baba Heera, Raokay, Merk Pur, Kotli Shams, Loharnwali, Bhadaal, Kotli Gull Muhammad, Kotli Momman, Ghano kay, Bhagar Pur, Ugo Chuk, Gurro Chuk, Shatab Ghar, Nannd Pur, Fateh Pur Un-Approved Sialkot	6.000	0.000	0.000	6.000	6.000	0.000	0.000	0.000
2207	Construction of Streets, Naullahas, PCC Soling at Villages Marnana Veer wala, Sian, Tarsika Hachar, Malowali, Dheerkay, Beiriwala Noor Pur Jattan, Kotli Matwan, Nawan Pind, Tehsil Daska Un-Approved Sialkot	7.000	0.000	0.000	7.000	7.000	0.000	0.000	0.000
2208	Construction of Street Drain PCC/ and Nullah U/C Kundan Sian Un-Approved Sialkot	10.000	0.000	0.000	10.000	10.000	0.000	0.000	0.000

WATER SUPPLY & SANITATION

Rural Sewerage Drainage Schemes

(Million Rs.)

GS No	Scheme Information Approval Date / Location	Est. Cost	Accum. Exp June,16	Provision for 2016-17			MTDF Projections		Throw fwd Beyond June, 2019
				Cap	Rev	G. Total (Cap+Rev)	2017-18	2018-19	
1	2	3	4	5	6	7	8	9	10
2209	Construction of Street Drain PCC/ and Nullah U/C Kharolian Un-Approved Sialkot	10.000	0.000	0.000	10.000	10.000	0.000	0.000	0.000
2210	Provision of PCC/Soling/Nalian/Streets Schemes at Shahuwala Bashamula Balo Chak, Nashtar Abad, Zafarwali, Kamalpur, Manpur etc. Un-Approved Sialkot	28.000	0.000	0.000	10.000	10.000	18.000	0.000	0.000
2211	Providing and Laying of Tuff Tile RCC Sewer and Construction of Drain / Nullah Mohallah Kashmiri Saray Bhabrian Alamgir Bazar Nikhas UC Imam Sahib Tehsil and District Sialkot Un-Approved Sialkot	32.000	0.000	0.000	10.000	10.000	22.000	0.000	0.000
2212	Providing and Laying Tuff Tile RCC Sewer and Construction of Drain /Nullah Mohallah Shahab Pura Bijli Mohallah Darbar Shahab Shah UC Shahab Pura Tehsil and District Sialkot Un-Approved Sialkot	35.000	0.000	0.000	10.000	10.000	25.000	0.000	0.000
2213	Provision of PCC/Soling/Nalian/Streets Schemes at Verowala Bashamula Wassankay, Magokaman, Nandpur, Baryar, Wan Garthal, Umerkay Klan, Umerkay Khurd, Ahmedabad, Veeramkay etc. Un-Approved Sialkot	50.000	0.000	0.000	10.000	10.000	20.000	20.000	0.000
2214	Provision of PCC/Soling/Nalian/Streets Schemes at Gojra Bashamula Thatha Lathi, Qila Tek Singh, Bhonawali, Phagant, Dhera Sanda, Islampura, Kotliwala, Kandan Sian Un-Approved Sialkot	50.000	0.000	0.000	10.000	10.000	20.000	20.000	0.000
2215	Provision of PCC/Soling/Nalian/Streets Schemes at Barath Bhoth Bashamula Markiwal, Khorta Syedan, Ballanwala, Machi Khokhar, Gul Bahar Khurd / Gul Bahar Klan Un-Approved Sialkot	50.000	0.000	0.000	10.000	10.000	20.000	20.000	0.000
2216	Construction of PCC / Drain in District Sialkot Un-Approved Sialkot	50.000	0.000	0.000	10.000	10.000	20.000	20.000	0.000
2217	Provision of PCC/Soling/Nalian/Streets Schemes at Chaprar Bashamula Punowal, Najwal, Parwal, Sagarpur, Madipur, Baghpur, Sagripur etc. Un-Approved Sialkot	55.000	0.000	0.000	10.000	10.000	22.500	22.500	0.000
2218	Provision of PCC/Soling/Nalian/Streets Schemes at Saidowali Bashamula Hambokay, Kot Mahraj, Merian Pindi, Lalay Wali, Eas Pur, Khorray, Suraj, Chak Hana, etc. Un-Approved Sialkot	70.000	0.000	0.000	20.000	20.000	25.000	25.000	0.000
2219	Provision of PCC/Soling/Nalian/Streets Schemes at Mandran Wala Bashamula Adamkay Cheema, Nai Abadi, Tajjoki, Harsian etc. Un-Approved Sialkot	75.000	0.000	0.000	10.000	10.000	32.500	32.500	0.000

WATER SUPPLY & SANITATION

Rural Sewerage Drainage Schemes

(Million Rs.)

GS No	Scheme Information Approval Date / Location	Est. Cost	Accum. Exp June,16	Provision for 2016-17			MTDF Projections		Throw fwd Beyond June, 2019
				Cap	Rev	G. Total (Cap+Rev)	2017-18	2018-19	
1	2	3	4	5	6	7	8	9	10
2220	Provision of Sewerage and Tuff Tile in Various UCS of District Sialkot, Ucs, kotli Behram, Mubarik pura, Mianan pura, Model Town, Fateh Garh, Muzafar pur, Haji pura band, Haji Pura -II, Imam Sahib, Shahab pura, pacca Garha, Hamza Ghous, Un-Approved Sialkot	120.000	0.000	0.000	20.000	20.000	50.000	50.000	0.000
2221	Provision of Sewerage & PCC Schemes UC Jharah Wala Salhoke, Bharlham Wala Un-Approved Sialkot	40.000	0.000	0.000	10.000	10.000	30.000	0.000	0.000
2222	Provision of PCC Sewerage Schemes in UC Dhuda Goraya, MaloMahay, Bogray SEO KE Un-Approved Sialkot	40.000	0.000	0.000	10.000	10.000	30.000	0.000	0.000
2223	Provision of Sewerage & PCC Schemes in Pero Chak, Sego Wala, Adha Kanwamlit Un-Approved Sialkot	40.000	0.000	0.000	10.000	10.000	30.000	0.000	0.000
2224	Provision of Sewerage / Drainage Scheme at UC Dhodha Un-Approved Sialkot , Pasrur	50.000	0.000	0.000	10.000	10.000	20.000	20.000	0.000
2225	Construction of PCC Street, Drain/ Nullah Providing and Laying of RCC Sewer And Tuff Tile U/C Water Works (Mohallah Pak Pura) Tehsil and District Sialkot (PP-122) Un-Approved Sialkot	25.500	0.000	0.000	10.000	10.000	15.500	0.000	0.000
2226	Construction of PCC Street, Drain/ Nullah Providing and Laying of RCC Sewer And Tuff Tile U/C Muhammad Pura (Nishat Park) Tehsil and District Sialkot Un-Approved Sialkot	28.600	0.000	0.000	10.000	10.000	18.600	0.000	0.000
2227	Construction of PCC Street, Drain/ Nullah Providing and Laying of RCC Sewer And Tuff Tile U/C Duburji Arrian (Moh: Babe Beri, Habib Pura) Tehsil and District Sialkot Un-Approved Sialkot	29.500	0.000	0.000	10.000	10.000	19.500	0.000	0.000
2228	Drainage / PCC Scheme Village Mahais Un-Approved Narowal	21.000	0.000	0.000	10.000	10.000	11.000	0.000	0.000
2229	Drainage / PCC Scheme Village Bhainia Un-Approved Narowal	21.000	0.000	0.000	10.000	10.000	11.000	0.000	0.000
2230	Drainage / PCC scheme for village Gorala Maanpur Un-Approved Narowal	50.000	0.000	0.000	10.000	10.000	20.000	20.000	0.000
2231	Urban / Sewerage / PCC & Tuff Tile Scheme Narowal City Un-Approved Narowal	175.000	0.000	0.000	15.000	15.000	80.000	80.000	0.000
2232	PCC and Drainage Scheme in UC- 271at Jia Bhagga and RO Plant at Jia Bhagga Un-Approved Lahore	100.059	0.000	0.000	20.000	20.000	40.030	40.030	0.000
2233	Construction of PCC and Nallah from Jamia Masjid Abdullah to Gajjumatta Un-Approved Lahore	15.612	0.000	0.000	10.000	10.000	5.612	0.000	0.000

WATER SUPPLY & SANITATION

Rural Sewerage Drainage Schemes

(Million Rs.)

GS No	Scheme Information Approval Date / Location	Est. Cost	Accum. Exp June,16	Provision for 2016-17			MTDF Projections		Throw fwd Beyond June, 2019
				Cap	Rev	G. Total (Cap+Rev)	2017-18	2018-19	
1	2	3	4	5	6	7	8	9	10
2234	PCC and Drainage Scheme in UC- 181 at Narwar Un-Approved Lahore	45.000	0.000	0.000	10.000	10.000	35.000	0.000	0.000
2235	Up-Gradation of Streets PCC Flooring in Asif Town I, II Galaxo Town and Adjoining abadies (NA-129) Un-Approved Lahore	150.000	0.000	0.000	10.000	10.000	70.000	70.000	0.000
2236	PCC and Drainage Scheme in UC- 182 at Jallo More & Batapur Un-Approved Lahore	55.000	0.000	0.000	10.000	10.000	22.500	22.500	0.000
2237	PCC and Drainage Scheme in UC- 180 at Minhala Un-Approved Lahore	155.000	0.000	0.000	10.000	10.000	72.500	72.500	0.000
2238	PCC and Drainage Scheme in UC- 190 at Hadiara Un-Approved Lahore	160.000	0.000	0.000	20.000	20.000	70.000	70.000	0.000
2239	PCC and Drainage Scheme in UC- 176 at Awan Dhaiwa Un-Approved Lahore	70.000	0.000	0.000	15.000	15.000	27.500	27.500	0.000
2240	PCC and Drainage Scheme in Khananapal, Kangra, Karyal, Dhoondy, Un-Approved Lahore	80.019	0.000	0.000	20.000	20.000	30.010	30.010	0.000
2241	PCC and Drainage Scheme in UC- 249 at Kamahan Un-Approved Lahore	80.073	0.000	0.000	20.000	20.000	30.037	30.037	0.000
2242	PCC and Drainage Scheme in UC- 189 at Barki Un-Approved Lahore	90.000	0.000	0.000	20.000	20.000	35.000	35.000	0.000
2243	PCC and Drainage Scheme in UC- 179 at Bhaseen Un-Approved Lahore	90.000	0.000	0.000	20.000	20.000	35.000	35.000	0.000
2244	PCC and Drainage Scheme in Nanghar , Katcha, Tibba Katcha, Islampura, Halloki, Sadhuke Un-Approved Lahore	90.026	0.000	0.000	20.000	20.000	35.013	35.013	0.000
2245	PCC and Drainage Scheme in UC- 250 at They Panjo Un-Approved Lahore	90.045	0.000	0.000	30.000	30.000	30.023	30.023	0.000
2246	PCC and Drainage Scheme in UC- 254 Deo Khurd and Kalan Un-Approved Lahore	100.000	0.000	0.000	20.000	20.000	40.000	40.000	0.000
2247	PCC and Drainage Scheme in UC- 248 at Shehzada and Pura Kahna Un-Approved Lahore	150.000	0.000	0.000	20.000	20.000	65.000	65.000	0.000
2248	PCC and Drainage Scheme in UC- 247 at Kahna Kohna Un-Approved Lahore	200.000	0.000	0.000	20.000	20.000	90.000	90.000	0.000
2249	PCC and Drainage Scheme in UC- 246 at Youhanabad Un-Approved Lahore	100.000	0.000	0.000	20.000	20.000	40.000	40.000	0.000

WATER SUPPLY & SANITATION

Rural Sewerage Drainage Schemes

(Million Rs.)

GS No	Scheme Information Approval Date / Location	Est. Cost	Accum. Exp June,16	Provision for 2016-17			MTDF Projections		Throw fwd Beyond June, 2019
				Cap	Rev	G. Total (Cap+Rev)	2017-18	2018-19	
1	2	3	4	5	6	7	8	9	10
2250	PCC and Drainage Scheme in UC- 197 at Dhalloki Un-Approved Lahore	100.000	0.000	0.000	20.000	20.000	40.000	40.000	0.000
2251	PCC and Drainage Scheme in UC- 196 at Jaman Un-Approved Lahore	100.000	0.000	0.000	20.000	20.000	40.000	40.000	0.000
2252	PCC and Drainage Scheme in UC-191 at Gawind Un-Approved Lahore	100.000	0.000	0.000	20.000	20.000	40.000	40.000	0.000
2253	PCC and Drainage Scheme in UC- 252 at Pandoki Un-Approved Lahore	100.000	0.000	0.000	20.000	20.000	40.000	40.000	0.000
2254	PCC and Drainage Scheme in UC- 268 at Judho Dheer Un-Approved Lahore	100.000	0.000	0.000	20.000	20.000	40.000	40.000	0.000
2255	PCC and Drainage Scheme in UC- 245 at Dhulo Kalan & Khurd Un-Approved Lahore	100.000	0.000	0.000	20.000	20.000	40.000	40.000	0.000
2256	PCC and Drainage Scheme in UC- 194 at Liddhar Un-Approved Lahore	100.000	0.000	0.000	20.000	20.000	40.000	40.000	0.000
2257	PCC and Drainage Scheme in UC- 253 at Suraich Un-Approved Lahore	120.000	0.000	0.000	20.000	20.000	50.000	50.000	0.000
2258	PCC and Drainage Scheme in UC- 195 at Hair Un-Approved Lahore	120.043	0.000	0.000	20.000	20.000	50.022	50.022	0.000
2259	PCC and Drainage Scheme in UC- 243 at Attari Saroba Pind Un-Approved Lahore	130.019	0.000	0.000	20.000	20.000	55.010	55.010	0.000
2260	PCC and Drainage Scheme in UC- 242 at Attari. Un-Approved Lahore	150.038	0.000	0.000	20.000	20.000	65.019	65.019	0.000
2261	PCC and Drainage Scheme in UC- 145 Gajjumatta and Adjoining Abadies. Un-Approved Lahore	200.000	0.000	0.000	50.000	50.000	75.000	75.000	0.000
2262	Construction of PCC / Sewerage Iqbal Colony Ahmed Town, Aziz baig Ali Colony & Shadipura Un-Approved Lahore	20.000	0.000	0.000	5.000	5.000	7.500	7.500	0.000
2263	Construction of PCC / Sewerage Links Streets Gulistan Colony, Bostan Colony, Chobacha. Un-Approved Lahore	10.000	0.000	0.000	5.000	5.000	2.500	2.500	0.000
2264	Construction of PCC / Sewerage Links Streets Nizam Abad, Nabi Nagar, Solling Road and Talian Bazar. Un-Approved Lahore	10.000	0.000	0.000	5.000	5.000	2.500	2.500	0.000
2265	Construction of PCC / Sewerage Links Streets Usman Nagar, Hussain Pura, Madina Mohallah and Muslim Mohallah. Un-Approved Lahore	10.000	0.000	0.000	10.000	10.000	0.000	0.000	0.000

WATER SUPPLY & SANITATION

Rural Sewerage Drainage Schemes

(Million Rs.)

GS No	Scheme Information Approval Date / Location	Est. Cost	Accum. Exp June,16	Provision for 2016-17			MTDF Projections		Throw fwd Beyond June, 2019
				Cap	Rev	G. Total (Cap+Rev)	2017-18	2018-19	
1	2	3	4	5	6	7	8	9	10
2266	Construction of Sullage carrier along burke road in front of Mehfooz Shaheed Garrison Lahore Un-Approved Lahore	11.226	0.000	0.000	11.226	11.226	0.000	0.000	0.000
2267	Construction of PCC and Nallah from Hadyara Drain to Dulam Village Un-Approved Lahore	29.025	0.000	0.000	10.000	10.000	19.025	0.000	0.000
2268	Rural Drainage Scheme at Jugjan District Sheikhpura Un-Approved Sheikhpura	1.500	0.000	0.000	1.500	1.500	0.000	0.000	0.000
2269	Construction of Drains, PCC at Shahab Garh District Sheikhpura Un-Approved Sheikhpura	2.000	0.000	0.000	2.000	2.000	0.000	0.000	0.000
2270	Construction of Nullah at Bara Jewan Goraya District Sheikhpura Un-Approved Sheikhpura	4.400	0.000	0.000	4.400	4.400	0.000	0.000	0.000
2271	Construction of Drainage & PCC Scheme at Chak No.13/RB District Sheikhpura Un-Approved Sheikhpura	5.000	0.000	0.000	5.000	5.000	0.000	0.000	0.000
2272	Construction of PCC, Drain / Soling and Nullah at UC Mehta Suja, District Sheikhpura Un-Approved Sheikhpura	10.000	0.000	0.000	10.000	10.000	0.000	0.000	0.000
2273	Construction of PCC, Drain / Soling and Nullah at Guchli Virkan, District Sheikhpura Un-Approved Sheikhpura	10.000	0.000	0.000	10.000	10.000	0.000	0.000	0.000
2274	Rural drainage scheme at UC Hardev District Sheikhpura Un-Approved Sheikhpura	14.310	0.000	0.000	10.000	10.000	4.310	0.000	0.000
2275	Rural drainage scheme at UC Jhabran, District Sheikhpura Un-Approved Sheikhpura	14.980	0.000	0.000	10.000	10.000	4.980	0.000	0.000
2276	Construction of PCC, Drains / Soling & Nallah at UC 84, Makki 460I, District Sheikhpura Un-Approved Sheikhpura	15.000	0.000	0.000	10.000	10.000	5.000	0.000	0.000
2277	Construction of PCC, Drains / Soling & Nallah at UC 83, Jatri Kohna, District Sheikhpura Un-Approved Sheikhpura	15.000	0.000	0.000	10.000	10.000	5.000	0.000	0.000
2278	Construction of PCC, Drains / Soling & Nallah at UC 78, Gujniana Nu, District Sheikhpura Un-Approved Sheikhpura	15.000	0.000	0.000	10.000	10.000	5.000	0.000	0.000
2279	Construction of PCC, Drains / Soling & Nallah at UC 75, Kakar Gill, District Sheikhpura Un-Approved Sheikhpura	15.000	0.000	0.000	10.000	10.000	5.000	0.000	0.000
2280	Rural drainage scheme at UC Bhadro District Sheikhpura Un-Approved Sheikhpura	15.110	0.000	0.000	10.000	10.000	5.110	0.000	0.000
2281	Rural drainage scheme at UC Kalokay District Sheikhpura Un-Approved Sheikhpura	15.430	0.000	0.000	10.000	10.000	5.430	0.000	0.000

WATER SUPPLY & SANITATION

Rural Sewerage Drainage Schemes

(Million Rs.)

GS No	Scheme Information Approval Date / Location	Est. Cost	Accum. Exp June,16	Provision for 2016-17			MTDF Projections		Throw fwd Beyond June, 2019
				Cap	Rev	G. Total (Cap+Rev)	2017-18	2018-19	
1	2	3	4	5	6	7	8	9	10
2282	Rural drainage scheme at UC Kurlikey District Sheikhpura Un-Approved Sheikhpura	20.000	0.000	0.000	10.000	10.000	10.000	0.000	0.000
2283	Drainage & PCC Scheme UC 88 Mananwala Sham Singh district Sheikhpura Un-Approved Sheikhpura	20.000	0.000	0.000	10.000	10.000	10.000	0.000	0.000
2284	Drainage & PCC Scheme UC 86 Mananwala Karpal Singh District Sheikhpura Un-Approved Sheikhpura	20.000	0.000	0.000	10.000	10.000	10.000	0.000	0.000
2285	Construction of Drainage & PCC Scheme at Mariam Abad District Sheikhpura Un-Approved Sheikhpura	25.000	0.000	0.000	10.000	10.000	15.000	0.000	0.000
2286	Provision of PCC and draniage at Manawala Un-Approved Sheikhpura	30.000	0.000	0.000	10.000	10.000	20.000	0.000	0.000
2287	Construction of Drainage & PCC Scheme at Mian Ali Dogran District Sheikhpura Un-Approved Sheikhpura	30.000	0.000	0.000	10.000	10.000	20.000	0.000	0.000
2288	Rural Drainage & PCC scheme Union Council Kot Mehmood, District Sheikhpura Un-Approved Sheikhpura	91.385	0.000	0.000	20.000	20.000	35.693	35.693	0.000
2289	Rural Drainage & PCC scheme Union Council Burj Attari, District Sheikhpura Un-Approved Sheikhpura	99.509	0.000	0.000	20.000	20.000	39.755	39.755	0.000
2290	Construction of PCC, Drains, Soling in District Sheikhpura Un-Approved Sheikhpura	100.000	0.000	0.000	10.000	10.000	45.000	45.000	0.000
2291	Rural Drainage/PCC Scheme Moran Wala District Sheikhpura Un-Approved Sheikhpura	90.000	0.000	0.000	20.000	20.000	35.000	35.000	0.000
2292	Rural Drainage & PCC Scheme U.C. Ajnianwala Un-Approved Sheikhpura	75.000	0.000	0.000	12.000	12.000	31.500	31.500	0.000
2293	Rural Drainage & PCC Scheme U.C. Buttar Un-Approved Sheikhpura	57.000	0.000	0.000	14.000	14.000	21.500	21.500	0.000
2294	Rural Drainage & PCC Scheme U.C. Sacha Souda Un-Approved Sheikhpura	78.000	0.000	0.000	14.000	14.000	32.000	32.000	0.000
2295	Rural Drainage & PCC Scheme U.C. Muridke Un-Approved Sheikhpura	45.000	0.000	0.000	14.000	14.000	31.000	0.000	0.000
2296	Rural Drainage & PCC Scheme U.C. Nookhar Un-Approved Sheikhpura	45.000	0.000	0.000	14.000	14.000	31.000	0.000	0.000
2297	Rural Drainage & PCC Scheme U.C. Kot Sonda Un-Approved Sheikhpura	45.000	0.000	0.000	14.000	14.000	31.000	0.000	0.000

WATER SUPPLY & SANITATION

Rural Sewerage Drainage Schemes

(Million Rs.)

GS No	Scheme Information Approval Date / Location	Est. Cost	Accum. Exp June,16	Provision for 2016-17			MTDF Projections		Throw fwd Beyond June, 2019
				Cap	Rev	G. Total (Cap+Rev)	2017-18	2018-19	
1	2	3	4	5	6	7	8	9	10
2298	Rural Drainage & PCC Scheme U.C. Harchand Un-Approved Sheikhpura	35.000	0.000	0.000	1.000	1.000	34.000	0.000	0.000
2299	Rural Drainage & PCC Scheme U.C. Keelay Un-Approved Sheikhpura	48.000	0.000	0.000	10.000	10.000	38.000	0.000	0.000
2300	Rural Drainage & PCC Scheme U.C. Gujjiana Nu Un-Approved Sheikhpura	55.000	0.000	0.000	10.000	10.000	22.500	22.500	0.000
2301	Rural Drainage & PCC Scheme U.C. Easerkey Un-Approved Sheikhpura	38.000	0.000	0.000	15.000	15.000	23.000	0.000	0.000
2302	RSD Scheme Faizpur Khurd District Sheikhpura Un-Approved Sheikhpura	40.000	0.000	0.000	13.000	13.000	27.000	0.000	0.000
2303	Rural Drainage Scheme Chak No 8/RB Sheikhpura Un-Approved Sheikhpura	75.000	0.000	0.000	10.000	10.000	32.500	32.500	0.000
2304	Construction of PCC, Nallah & Culverts at village Bhollay Shah & Dera Khullay, District Sheikhpura Un-Approved Sheikhpura	3.000	0.000	0.000	3.000	3.000	0.000	0.000	0.000
2305	Construction of Drain / Soling / PCC and Nullah at Ratian Araiyan, Chak No.5/RB, District Nankana Sahib Un-Approved Nankana Sahib	10.000	0.000	0.000	10.000	10.000	0.000	0.000	0.000
2306	Construction of Drain / Soling / PCC and Nullah at Naizampura Molla Singh, Chak NO.80/RB, District Nankana Sahib Un-Approved Nankana Sahib	15.000	0.000	0.000	7.000	7.000	8.000	0.000	0.000
2307	Construction of Drain / Soling / PCC and Nullah at Chak No.42/RB, District Nankana Sahib Un-Approved Nankana Sahib	15.000	0.000	0.000	7.000	7.000	8.000	0.000	0.000
2308	Construction of Drain / Soling / PCC and Nullah at Chak No.41/RB, District Nankana Sahib Un-Approved Nankana Sahib	15.000	0.000	0.000	7.000	7.000	8.000	0.000	0.000
2309	Provision of Rural Drainage / PCC Scheme for 16 Nos. of Union Councils in , District Sheikhpura Un-Approved Nankana Sahib	50.000	0.000	0.000	15.000	15.000	35.000	0.000	0.000
2310	Construction of Drain Nullah Soling at Chak No. 3, Bchuki par, Chak No. 01 , Jalal Khana, Mangtan wala Nankana Sahib Un-Approved Nankana Sahib	50.000	0.000	0.000	10.000	10.000	20.000	20.000	0.000
2311	Provision of Sewerage System at Warburton Town Nankana Sahib. Un-Approved Nankana Sahib	130.000	0.000	0.000	10.000	10.000	60.000	60.000	0.000
2312	Construction of PCC Streets and Drains at Kot Padhiar including Mouza Pindi Chery Nankana Sahib Un-Approved Nankana Sahib	3.000	0.000	0.000	3.000	3.000	0.000	0.000	0.000

WATER SUPPLY & SANITATION

Rural Sewerage Drainage Schemes

(Million Rs.)

GS No	Scheme Information Approval Date / Location	Est. Cost	Accum. Exp June,16	Provision for 2016-17			MTDF Projections		Throw fwd Beyond June, 2019
				Cap	Rev	G. Total (Cap+Rev)	2017-18	2018-19	
1	2	3	4	5	6	7	8	9	10
2313	Construction of PCC Streets and Drains at Dhari Mohlan including Chak No.4/54, Nankana Sahib Un-Approved Nankana Sahib	3.000	0.000	0.000	3.000	3.000	0.000	0.000	0.000
2314	Const. of Soling Drains, PCC, Culverts U.C Zafar Key, Tehsil KRK, District, Kasur Un-Approved Kasur	20.000	0.000	0.000	10.000	10.000	10.000	0.000	0.000
2315	Const. of Soling Drains, PCC, Culverts U.C Rosa, Tehsil KRK, District, Kasur Un-Approved Kasur	20.000	0.000	0.000	10.000	10.000	10.000	0.000	0.000
2316	Const. of Soling Drains, PCC, Culverts U.C Cheena Ottar, Tehsil KRK, District, Kasur Un-Approved Kasur	20.000	0.000	0.000	10.000	10.000	10.000	0.000	0.000
2317	Const. of Soling Nullah, PCC etc. Union Council Chirrawan, Tehsil & District, Kasur Un-Approved Kasur	30.000	0.000	0.000	10.000	10.000	20.000	0.000	0.000
2318	Const. of Soling, Nullah, PCC etc. Katlohi, Wadara and adjoining abadies, Tehsil & District, Kasur Un-Approved Kasur	30.000	0.000	0.000	10.000	10.000	20.000	0.000	0.000
2319	Const. of Soling, Nullah PCC etc. Badian, Rai Kalan, Khurd, Baddar Pur and adjoining abadies, Tehsil & District, Kasur Un-Approved Kasur	30.000	0.000	0.000	10.000	10.000	20.000	0.000	0.000
2320	Rural drainage Scheme Hanjray Kalan & Allied Abadies, Khudian, Bhaseen, Dello Multani, Wander, Jagu Wal, Tehsil Pattoki, District Kasur Un-Approved Kasur	67.952	0.000	0.000	20.000	20.000	23.976	23.976	0.000
2321	Rural Drainage PCC Brick pavement Schemes Rao Khan wala and Beroon Rao Khan Wala and Adjoining Abadies, Tehsil & District, Kasur Un-Approved Kasur	77.000	0.000	0.000	20.000	20.000	28.500	28.500	0.000
2322	Rural drainage scheme Hardo Sahari, District Kasur Un-Approved Kasur	84.029	0.000	0.000	20.000	20.000	32.015	32.015	0.000
2323	Construction of Sullge Carrier at Chah Kalalanwala, Tehsil Pattoki, District Kasur Un-Approved Kasur	88.300	0.000	0.000	20.000	20.000	34.150	34.150	0.000
2324	RWSDS, Jaithpur Depalpur Un-Approved Okara	20.820	0.000	0.000	10.000	10.000	10.820	0.000	0.000
2325	RWSDS, Chishti Sham Din Depalpur Un-Approved Okara	21.150	0.000	0.000	5.000	5.000	16.150	0.000	0.000
2326	RWSDS, Awan Kalan, Depalpur Un-Approved Okara	25.140	0.000	0.000	5.000	5.000	20.140	0.000	0.000
2327	RWSDS, Qila Dewa Singh Un-Approved Okara	25.250	0.000	0.000	5.000	5.000	20.250	0.000	0.000

WATER SUPPLY & SANITATION

Rural Sewerage Drainage Schemes

(Million Rs.)

GS No	Scheme Information Approval Date / Location	Est. Cost	Accum. Exp June,16	Provision for 2016-17			MTDF Projections		Throw fwd Beyond June, 2019
				Cap	Rev	G. Total (Cap+Rev)	2017-18	2018-19	
1	2	3	4	5	6	7	8	9	10
2328	Laying of Tuff Tile, Brick Pavement and Construction of Drain with slabs etc at Sher Garh, District Okara Un-Approved Okara	30.000	0.000	0.000	10.000	10.000	20.000	0.000	0.000
2329	Rural Drainage Scheme / Tuff Tiles / PCC / Sewerage and Soling, 3/SP, 43/SP, Khurpy/44-SP, Waltoya, Matan Wala, Amliya Kay suhag, Nihal Muhar, Mahlo sheikhu, Mahant Darshan, Nama Jindida, District Okara Un-Approved Okara	99.650	0.000	0.000	10.000	10.000	44.825	44.825	0.000
2330	Solling & Drain Chak No 8/4L Tehsil & Distrcit okara Un-Approved Okara	5.000	0.000	0.000	5.000	5.000	0.000	0.000	0.000
2331	Sewerage scheme 82-6/R District Sahiwal Un-Approved Sahiwal	10.000	0.000	0.000	10.000	10.000	0.000	0.000	0.000
2332	Rehabilitation / Improvement /Augmentation of Sewerage Scheme Chak No. 32-35/14-L Un-Approved Sahiwal	11.006	0.000	0.000	11.006	11.006	0.000	0.000	0.000
2333	Rehabilitation / Improvement /Augmentation of Sewerage Scheme Chak No. 39/14-L Un-Approved Sahiwal	12.796	0.000	0.000	10.000	10.000	2.796	0.000	0.000
2334	P/Laying Sewerage / Drainage and brick payment scheme Chak 100/12L & 103/12L Un-Approved Sahiwal	20.000	0.000	0.000	10.000	10.000	10.000	0.000	0.000
2335	P/Laying Sewerage / Drainage and Brick Pavement Scheme Chak 83/12L, 85/12L Un-Approved Sahiwal	20.000	0.000	0.000	10.000	10.000	10.000	0.000	0.000
2336	Sewerage Scheme in Sahiwal City Un-Approved Sahiwal	25.000	0.000	0.000	10.000	10.000	15.000	0.000	0.000
2337	Sewerage Scheme Sahiwal City, City Bund Road, LBDC, High Street & Girls College Road Un-Approved Sahiwal	150.945	0.000	0.000	15.000	15.000	67.973	67.973	0.000
2338	Rural Drainage Scheme Chowk Marlay Tehsil Arifwala District Pakpattan Un-Approved Pakpattan	25.000	0.000	0.000	10.000	10.000	15.000	0.000	0.000
2339	Rural Drainage Scheme Chak No. 10/SP Tehsil & District Pakpattan Un-Approved Pakpattan	25.211	0.000	0.000	10.000	10.000	15.211	0.000	0.000
2340	Rural Drainage Scheme Chak Machi Singh Tehsil Arifwala District Pakpattan Un-Approved Pakpattan	27.638	0.000	0.000	10.000	10.000	17.638	0.000	0.000
2341	Rural Drainage Scheme Chak No. 38/SP Tehsil & District Pakpattan Un-Approved Pakpattan	28.094	0.000	0.000	10.000	10.000	18.094	0.000	0.000
2342	Provision of Drainage system at Chak No. 58/EB Un-Approved Pakpattan	31.596	0.000	0.000	10.000	10.000	21.596	0.000	0.000

WATER SUPPLY & SANITATION

Rural Sewerage Drainage Schemes

(Million Rs.)

GS No	Scheme Information Approval Date / Location	Est. Cost	Accum. Exp June,16	Provision for 2016-17			MTDF Projections		Throw fwd Beyond June, 2019
				Cap	Rev	G. Total (Cap+Rev)	2017-18	2018-19	
1	2	3	4	5	6	7	8	9	10
2343	Provision of Drainage system at Chak No. 351/EB Un-Approved Pakpattan	34.924	0.000	0.000	10.000	10.000	24.924	0.000	0.000
2344	Provision of Sewerage / Drainage / Street Pavements, etc in Chak No. 147/EB Tehsil Arifwala District Pakpattan Un-Approved Pakpattan	70.000	0.000	0.000	15.000	15.000	27.500	27.500	0.000
2345	Rural Drainage Scheme 38/EB Arifwala Un-Approved Pakpattan , arifwala	32.186	0.000	0.000	10.000	10.000	22.186	0.000	0.000
2346	Rural Drainage Scheme 78/EB Arifwala Un-Approved Pakpattan , arifwala	29.841	0.000	0.000	10.000	10.000	19.841	0.000	0.000
2347	Rural Sewerage and Drainage Scheme 65/EB Tehsil Arifwala District Pakpattan Un-Approved Pakpattan	29.880	0.000	0.000	20.000	20.000	9.880	0.000	0.000
2348	Provision of Road, Soling, Tuff Tiles, Drainage, Streets in Union Council Panjani, District Multan. Un-Approved Multan	2.000	0.000	0.000	2.000	2.000	0.000	0.000	0.000
2349	Provision of Road, Soling, Tuff Tiles, Drainage, Streets in Union Council Jahani Pur / Miran Malha, District Multan. Un-Approved Multan	2.000	0.000	0.000	2.000	2.000	0.000	0.000	0.000
2350	Rural Drainage Scheme Bheni, Tehsil and District Multan. Un-Approved Multan	3.430	0.000	0.000	3.430	3.430	0.000	0.000	0.000
2351	Provision of Road, Soling, Tuff Tiles, Drainage, Streets in Union Council Thaiklan / Karam Ali Wala, District Multan. Un-Approved Multan	3.500	0.000	0.000	3.500	3.500	0.000	0.000	0.000
2352	Rural Drainage Scheme Qadir Pur Laar, Tehsil and District Multan. Un-Approved Multan	3.630	0.000	0.000	3.630	3.630	0.000	0.000	0.000
2353	Rural Drainage Scheme Jalal Abad, Tehsil and District Multan. Un-Approved Multan	4.390	0.000	0.000	4.390	4.390	0.000	0.000	0.000
2354	Rural Sewerage Scheme Chah Khundu Wala District Multan Un-Approved Multan	4.410	0.000	0.000	4.410	4.410	0.000	0.000	0.000
2355	Rural Drainage Scheme Jhoke Lashkar, Tehsil and District Multan. Un-Approved Multan	6.160	0.000	0.000	6.160	6.160	0.000	0.000	0.000
2356	Rural Drainage Scheme Bootay Wala Tehsil and District Multan. Un-Approved Multan	6.280	0.000	0.000	6.280	6.280	0.000	0.000	0.000
2357	Rural Drainage Scheme Kot Rab Nawaz, Tehsil and District Multan. Un-Approved Multan	7.150	0.000	0.000	7.150	7.150	0.000	0.000	0.000
2358	Rural Drainage Scheme Gharyala Tehsil and District Multan. Un-Approved Multan	7.860	0.000	0.000	7.860	7.860	0.000	0.000	0.000

WATER SUPPLY & SANITATION

Rural Sewerage Drainage Schemes

(Million Rs.)

GS No	Scheme Information Approval Date / Location	Est. Cost	Accum. Exp June,16	Provision for 2016-17			MTDF Projections		Throw fwd Beyond June, 2019
				Cap	Rev	G. Total (Cap+Rev)	2017-18	2018-19	
1	2	3	4	5	6	7	8	9	10
2359	Rural Drainage Scheme Chak No.5-Faiz, Tehsil and District Multan. Un-Approved Multan	8.360	0.000	0.000	8.360	8.360	0.000	0.000	0.000
2360	Construction of Soling, Drain Sullage Carrier and Culverts in UC Bootay Wala. Un-Approved Multan	8.655	0.000	0.000	8.655	8.655	0.000	0.000	0.000
2361	Construction of Soling, Drain Sullage Carrier and Culverts in UC Jalalbad. Un-Approved Multan	12.885	0.000	0.000	10.000	10.000	2.885	0.000	0.000
2362	Rural Drainage Scheme Mouza Buch Mubarak (Bhinda Sandeep), Multan. Un-Approved Multan	14.220	0.000	0.000	10.000	10.000	4.220	0.000	0.000
2363	Sewerage/Drainage Scheme Ghazipur Tehsil Jalalpur Pirwala Un-Approved Multan	39.000	0.000	0.000	10.000	10.000	29.000	0.000	0.000
2364	Sewerage/Drainage Scheme Qasba Jalalpur Khaki Shujabad Un-Approved Multan	42.000	0.000	0.000	10.000	10.000	32.000	0.000	0.000
2365	Sewerage/Drainage Scheme Matotli Kaiserpur Shujabad Un-Approved Multan	46.000	0.000	0.000	10.000	10.000	36.000	0.000	0.000
2366	Rural Sewerage Schemes Basti Laar Un-Approved Multan	50.000	0.000	0.000	10.000	10.000	20.000	20.000	0.000
2367	Rural Sewerage Schemes Ambala. Un-Approved Multan	50.000	0.000	0.000	10.000	10.000	20.000	20.000	0.000
2368	Rural Sewerage & Drainage Scheme in UC 52 District Multan. Un-Approved Multan	68.510	0.000	0.000	10.000	10.000	29.255	29.255	0.000
2369	Rural Sewerage & Drainage Scheme in UC 129 District Multan. Un-Approved Multan	70.000	0.000	0.000	15.000	15.000	27.500	27.500	0.000
2370	Rural Sewerage / Drainage Scheme Mill Sadiqabad. Un-Approved Multan	87.080	0.000	0.000	10.000	10.000	38.540	38.540	0.000
2371	Sewerage and Water Supply Schemes in UC1 Nizamabad, UC2 Amirabad, UC3 Shadab Colony, UC4 Gulgasht Colony, UC5 Usmanabad, UC6 Officers Colony, UC7 Shamsabad, UC8 Shamsabad, UC9 Wahdat Colony, UC10 Khushal Colony, UC11 Hasanabad, UC12 Mehria Colony, UC 13 B Un-Approved Multan	50.000	0.000	0.000	10.000	10.000	20.000	20.000	0.000
2372	Rural, Drainage / Sewerage Scheme Phakhewala Mouza Anayatpur, Un-Approved Multan	15.000	0.000	0.000	10.000	10.000	5.000	0.000	0.000
2373	Rural Sewerage Scheme, Buapur Un-Approved Multan	50.000	0.000	0.000	15.000	15.000	35.000	0.000	0.000

WATER SUPPLY & SANITATION

Rural Sewerage Drainage Schemes

(Million Rs.)

GS No	Scheme Information Approval Date / Location	Est. Cost	Accum. Exp June,16	Provision for 2016-17			MTDF Projections		Throw fwd Beyond June, 2019
				Cap	Rev	G. Total (Cap+Rev)	2017-18	2018-19	
1	2	3	4	5	6	7	8	9	10
2374	Rural Drainage Nizam Wala Nawab Pur Road District Multan Un-Approved Multan	19.295	0.000	0.000	10.000	10.000	9.295	0.000	0.000
2375	Rural Sewerage/Drainage Scheme Pakkay Wala (Anayat Pur Mahota), Tehsil & District Multan Un-Approved Multan	29.930	0.000	0.000	10.000	10.000	19.930	0.000	0.000
2376	Upgrading and new lines of water supply & sewerage in each Union Councils 14 & 15 Un-Approved Multan	35.000	0.000	0.000	15.000	15.000	20.000	0.000	0.000
2377	Rural Drainage Scheme Kabeer Pur, Tehsil and District Multan. Un-Approved Multan	2.500	0.000	0.000	2.500	2.500	0.000	0.000	0.000
2378	Rural Drainage Scheme Billi Wala, Tehsil and District Multan. Un-Approved Multan	2.580	0.000	0.000	2.580	2.580	0.000	0.000	0.000
2379	Rural Drainage Scheme Kyian Pur, Tehsil and District Multan. Un-Approved Multan	2.880	0.000	0.000	2.880	2.880	0.000	0.000	0.000
2380	Rural Sewerage / Drainage Scheme Kherra Abad (Phase-I) Un-Approved Multan	28.800	0.000	0.000	10.000	10.000	18.800	0.000	0.000
2381	Laying of Soling, Sullage Carrier, Drains in Kotla Ali Dasti. Un-Approved Lodhran	5.000	0.000	0.000	5.000	5.000	0.000	0.000	0.000
2382	Laying of Soling in Basti Kallu Wala, Moza Kallu Wala. Un-Approved Lodhran	6.000	0.000	0.000	6.000	6.000	0.000	0.000	0.000
2383	Flooring and Sewerage Mouza Chak No.53/M Tehsil and District Lodhran. Un-Approved Lodhran	20.761	0.000	0.000	10.000	10.000	10.761	0.000	0.000
2384	Flooring and Sewerage Mouza Thathi Samajia. Un-Approved Lodhran	21.260	0.000	0.000	14.000	14.000	7.260	0.000	0.000
2385	Tuff Tiles & Sewerage Scheme for remaining portion of Gogran City. Un-Approved Lodhran	41.670	0.000	0.000	10.000	10.000	31.670	0.000	0.000
2386	Construction of drainage scheme jaswand sing wala 5-kassi kabirwala Un-Approved Khanewal	10.000	0.000	0.000	10.000	10.000	0.000	0.000	0.000
2387	Construction of sewerage and tuff tiles basti hussain abad mouza maan wala kabirwala Un-Approved Khanewal	15.000	0.000	0.000	10.000	10.000	5.000	0.000	0.000
2388	Provision of Sewerage Line Qaiser Talamba Road Abdul Hakim Tehsil Kabirwala District Khanewal Un-Approved Khanewal	16.949	0.000	0.000	10.000	10.000	6.949	0.000	0.000
2389	Provision / Laying of Sewer Lines in Missing Areas of Khanewal City including new and old Azafi Abadis, Khanewal Un-Approved Khanewal	100.000	0.000	0.000	20.000	20.000	40.000	40.000	0.000

WATER SUPPLY & SANITATION

Rural Sewerage Drainage Schemes

(Million Rs.)

GS No	Scheme Information Approval Date / Location	Est. Cost	Accum. Exp June,16	Provision for 2016-17			MTDF Projections		Throw fwd Beyond June, 2019
				Cap	Rev	G. Total (Cap+Rev)	2017-18	2018-19	
1	2	3	4	5	6	7	8	9	10
2390	Rural Drainage Scheme Sham Kot Un-Approved Khanewal , Kabirwala	21.650	0.000	0.000	21.650	21.650	0.000	0.000	0.000
2391	Sewerage Scheme for UC 73 Mian Channu Un-Approved Khanewal	30.000	0.000	0.000	10.000	10.000	20.000	0.000	0.000
2392	Rehabilitation of Sewerage & Drainage Scheme Machiwal, Tehsil and District Vehari. Un-Approved Vehari	19.516	0.000	0.000	10.000	10.000	9.516	0.000	0.000
2393	Construction of Culverts UC Notak Mahmeed Un-Approved Dera Ghazi Khan	3.400	0.000	0.000	3.400	3.400	0.000	0.000	0.000
2394	Construction of Drain / Soling of UC Notak Mahmeed Un-Approved Dera Ghazi Khan	12.750	0.000	0.000	10.000	10.000	2.750	0.000	0.000
2395	Construction of Drain / Soling of UC Mana Ahmadani Un-Approved Dera Ghazi Khan	18.240	0.000	0.000	10.000	10.000	8.240	0.000	0.000
2396	PC-II for Construction of Sewerage & Sanitation Scheme for Tehsil HQ D.G.Khan Un-Approved Dera Ghazi Khan	102.000	0.000	0.000	10.000	10.000	46.000	46.000	0.000
2397	Rural Drainage / Sewerage PCC and Tuff Tile flooring Rajan Pur City and Adjoining Abadies UC Rajan Pur Sharqi Un-Approved Rajanpur	40.500	0.000	0.000	10.000	10.000	30.500	0.000	0.000
2398	Provision of Sewerage & Tuff Tiles for Dajal City in Un-Approved Rajanpur , Jampur	99.332	0.000	0.000	15.000	15.000	42.166	42.166	0.000
2399	Construction of Drain, Brick Pavement, Tuff tiles & RCC Culverts in U/C Thatha Qureshi Un-Approved Muzaffargarh	20.000	0.000	0.000	10.000	10.000	10.000	0.000	0.000
2400	Construction of Drain, Brick Pavement & Tuff tiles in U/C Nohan Wali Un-Approved Muzaffargarh	20.000	0.000	0.000	10.000	10.000	10.000	0.000	0.000
2401	Construction of Drain, Brick Pavement & Tuff tiles in U/C Kharak Un-Approved Muzaffargarh	20.000	0.000	0.000	10.000	10.000	10.000	0.000	0.000
2402	Construction of Drain, Brick Pavement & Tuff tiles in U/C Jaggat Pur Un-Approved Muzaffargarh	20.000	0.000	0.000	10.000	10.000	10.000	0.000	0.000
2403	Comprehensive Sewerage / Drainage / Soling / PCC / Tuff Tile scheme at Sanawan Town, District Muzaffargarh (Remaining Portion) Un-Approved Muzaffargarh	25.000	0.000	0.000	10.000	10.000	15.000	0.000	0.000
2404	Sewerage / Drainage Scheme for Rangpur Muzaffargarh Un-Approved Muzaffargarh	242.838	0.000	0.000	20.000	20.000	111.419	111.419	0.000
2405	RURAL DRAINAGE SCHEME AT CHAK NO.391/GB, 415/GB & 410/GB UC 79. Un-Approved Muzaffargarh	3.000	0.000	0.000	3.000	3.000	0.000	0.000	0.000

WATER SUPPLY & SANITATION

Rural Sewerage Drainage Schemes

(Million Rs.)

GS No	Scheme Information Approval Date / Location	Est. Cost	Accum. Exp June,16	Provision for 2016-17			MTDF Projections		Throw fwd Beyond June, 2019
				Cap	Rev	G. Total (Cap+Rev)	2017-18	2018-19	
1	2	3	4	5	6	7	8	9	10
2406	Sewerage scheme Chak No. 251/TDA, Tehsil Karor, District Layyah Un-Approved Layyah	15.000	0.000	0.000	10.000	10.000	5.000	0.000	0.000
2407	Sewerage scheme Chak No. 229/TDA, Tehsil Karor, District Layyah Un-Approved Layyah	15.000	0.000	0.000	10.000	10.000	5.000	0.000	0.000
2408	Sewerage scheme Chak No. 110/TDA, Tehsil Karor, District Layyah Un-Approved Layyah	15.000	0.000	0.000	10.000	10.000	5.000	0.000	0.000
2409	Rural Sewerage/Drainage/Solling Scheme UC Warian Seharian, Tehsil Karor District Layyah Un-Approved Layyah , Karor	30.000	0.000	0.000	20.000	20.000	10.000	0.000	0.000
2410	Brick Pavement Mohallah Khurshidia Mohallah Shafiq Abad Tibba Baddar Sher. Un-Approved Bahawalpur	2.244	0.000	0.000	2.244	2.244	0.000	0.000	0.000
2411	Drain / Brick Pavement Mouza Chawan & Mouza Mangwani BWP. Un-Approved Bahawalpur	2.384	0.000	0.000	2.384	2.384	0.000	0.000	0.000
2412	Sewerage/ Drainage Scheme Bast iBazi Garan (Deramasti) Tehsil & District Bahawalpur Un-Approved Bahawalpur	4.223	0.000	0.000	4.223	4.223	0.000	0.000	0.000
2413	Construction of sewerage chak no. 13-BC. Un-Approved Bahawalpur	5.000	0.000	0.000	5.000	5.000	0.000	0.000	0.000
2414	Sewerage/ Drainage Scheme Basti Tariq Abad (Naubad) Tehsil & District Bahawalpur Un-Approved Bahawalpur	5.008	0.000	0.000	5.008	5.008	0.000	0.000	0.000
2415	Sewerage/ Drainage Scheme Basti Jamrani Kohna Tehsil & District Bahawalpur Un-Approved Bahawalpur	5.583	0.000	0.000	5.583	5.583	0.000	0.000	0.000
2416	Sewerage/ Drainage Scheme Wali Hussain Tehsil & District Bahawalpur Un-Approved Bahawalpur	8.603	0.000	0.000	8.603	8.603	0.000	0.000	0.000
2417	Construction of sewerage chak no. 103-DB. Un-Approved Bahawalpur	9.984	0.000	0.000	9.984	9.984	0.000	0.000	0.000
2418	Sewerage Scheme and Provision of Tuff Tiles in Arifabad Khanqah Sharif Un-Approved Bahawalpur	10.000	0.000	0.000	10.000	10.000	0.000	0.000	0.000
2419	Sewerage/ Drainage Scheme Khanpur Tehsil & District Bahawalpur Un-Approved Bahawalpur	10.603	0.000	0.000	10.603	10.603	0.000	0.000	0.000
2420	P/L Tufftiles Sewerage and Drainage for Ward No 1,3, 5, 6, 7, 8, 9, 10, 11,12,13, Uch Sharif Ahmed pureast Un-Approved Bahawalpur	11.000	0.000	0.000	11.000	11.000	0.000	0.000	0.000
2421	Sewerage Scheme Chak no. 17/Ford Wah, Tehsil Hasilpur. Un-Approved Bahawalpur	14.084	0.000	0.000	10.000	10.000	4.084	0.000	0.000

WATER SUPPLY & SANITATION

Rural Sewerage Drainage Schemes

(Million Rs.)

GS No	Scheme Information Approval Date / Location	Est. Cost	Accum. Exp June,16	Provision for 2016-17			MTDF Projections		Throw fwd Beyond June, 2019
				Cap	Rev	G. Total (Cap+Rev)	2017-18	2018-19	
1	2	3	4	5	6	7	8	9	10
2422	Sewerage/ Drainage Scheme Basti Gharib Abad (DeraMasti) Tehsil & District Bahawalpur Un-Approved Bahawalpur	15.072	0.000	0.000	10.000	10.000	5.072	0.000	0.000
2423	Rural sewerage with tufftiles at Lohariwala tehsil ahmedpur Un-Approved Bahawalpur	15.460	0.000	0.000	10.000	10.000	5.460	0.000	0.000
2424	Sewerage Scheme Chak no. 15/Ford wah, Tehsil Hasilpur. Un-Approved Bahawalpur	15.616	0.000	0.000	10.000	10.000	5.616	0.000	0.000
2425	Construction of sewerage chak no. 63-DB South. Un-Approved Bahawalpur	16.016	0.000	0.000	10.000	10.000	6.016	0.000	0.000
2426	Construction of sewerage chak no. 93-DB. Un-Approved Bahawalpur	18.608	0.000	0.000	10.000	10.000	8.608	0.000	0.000
2427	Construction of sewerage chak no. 63-DB. Un-Approved Bahawalpur	18.845	0.000	0.000	10.000	10.000	8.845	0.000	0.000
2428	Sewerage & Tuff Tile Jamalpur Un-Approved Bahawalpur	30.000	0.000	0.000	10.000	10.000	20.000	0.000	0.000
2429	Provision of sewerage / Tuff Tile in Basti Jhangara Sharqi, Mouza Jhangara Sharqia, Union Council Bahawalpur Ghalvan, Tehsil Ahmedpur Sharqia, District Bahawalpur. Un-Approved Bahawalpur	30.860	0.000	0.000	20.000	20.000	10.860	0.000	0.000
2430	Construction of Sewer line and tuff tiles Nawaz Colony. Un-Approved Bahawalpur	10.000	0.000	0.000	10.000	10.000	0.000	0.000	0.000
2431	Construction of sewer line Basti Matma. Un-Approved Bahawalpur	7.000	0.000	0.000	7.000	7.000	0.000	0.000	0.000
2432	Construction of sewer line Basti Sahala. Un-Approved Bahawalpur	12.000	0.000	0.000	12.000	12.000	0.000	0.000	0.000
2433	Construction of sewer line, tuff tiles Jaffar Colony. Un-Approved Bahawalpur	7.500	0.000	0.000	7.500	7.500	0.000	0.000	0.000
2434	Sewer Line Fouji Basti Sharki & Gharbi BWP Un-Approved Bahawalpur	2.978	0.000	0.000	2.978	2.978	0.000	0.000	0.000
2435	Sewerage / Soling Basti Maqbool Joyia BWP. Un-Approved Bahawalpur	2.712	0.000	0.000	2.712	2.712	0.000	0.000	0.000
2436	Rural Sewerage Drainage Scheme 161/M Un-Approved Bahawalpur , Hasilpur	12.200	0.000	0.000	12.200	12.200	0.000	0.000	0.000
2437	Rural Sewerage Scheme Basti Chohan Un-Approved Bahawalpur , Hasilpur	21.500	0.000	0.000	10.000	10.000	11.500	0.000	0.000

WATER SUPPLY & SANITATION

Rural Sewerage Drainage Schemes

(Million Rs.)

GS No	Scheme Information Approval Date / Location	Est. Cost	Accum. Exp June,16	Provision for 2016-17			MTDF Projections		Throw fwd Beyond June, 2019
				Cap	Rev	G. Total (Cap+Rev)	2017-18	2018-19	
1	2	3	4	5	6	7	8	9	10
2438	Rural Sewerage Scheme 17/F.W Un-Approved Bahawalpur , Hasilpur	25.000	0.000	0.000	10.000	10.000	15.000	0.000	0.000
2439	Sewer Line Basti Oudan Near Satluj Colony & Abbasia Town. Un-Approved Bahawalpur	2.502	0.000	0.000	2.502	2.502	0.000	0.000	0.000
2440	Sewer line Basti Riddan BWP. Un-Approved Bahawalpur	2.550	0.000	0.000	2.550	2.550	0.000	0.000	0.000
2441	Sewer Line & Tuff tile Basti Matman BWP. Un-Approved Bahawalpur	2.550	0.000	0.000	2.550	2.550	0.000	0.000	0.000
2442	Construction of Soling Chak No.33/BC & Abadi Sardar Wali / Gharbi. Un-Approved Bahawalpur	2.950	0.000	0.000	2.950	2.950	0.000	0.000	0.000
2443	Sewerage Scheme Chaveka, Tehsil & District Bahawalnagar. Un-Approved Bahawalnagar	33.920	0.000	0.000	10.000	10.000	23.920	0.000	0.000
2444	Construction of Sewerage / Drainage Schemes Abadi Jodheka, Qasim Ka, Chak Sarkari, Bagar Wala Khoo, Chaveka, Toba Balochan. Un-Approved Bahawalnagar	100.000	0.000	0.000	10.000	10.000	45.000	45.000	0.000
2445	Sewerage and Drainage Scheme Maroot Tehsil Fortabbas, District Bahawalnagar. Un-Approved Bahawalnagar	121.033	0.000	0.000	10.000	10.000	55.517	55.517	0.000
2446	Sewerage system Oad Colony, Khanpur City Un-Approved Rahim Yar Khan	5.000	0.000	0.000	5.000	5.000	0.000	0.000	0.000
2447	Rehabilitation, Augmentation, Sewerage, Drainage remaining portion Garhi Ikhtyar Khan. Un-Approved Rahim Yar Khan	5.000	0.000	0.000	5.000	5.000	0.000	0.000	0.000
2448	Rehabilitation: Sewerage system chak no. 17/P & Tuff Tile. Un-Approved Rahim Yar Khan	8.000	0.000	0.000	8.000	8.000	0.000	0.000	0.000
2449	Construction of new road repair /rehabilitation of existng road and laying of tufftiles and repair of latrial swerage line Mohalla Zareen mohalla pathana, mohalla loharan Khanpur Un-Approved Rahim Yar Khan	10.000	0.000	0.000	10.000	10.000	0.000	0.000	0.000
2450	Rural Sewerage Scheme, Tuff Tiles Basti Dhoop Sari. Un-Approved Rahim Yar Khan	10.000	0.000	0.000	10.000	10.000	0.000	0.000	0.000
2451	Construction of new road repair /rehabilitation of existng road and laying of tufftiles and repair of latrial swerage line basti lashkari Khanpur Un-Approved Rahim Yar Khan	15.000	0.000	0.000	10.000	10.000	5.000	0.000	0.000

WATER SUPPLY & SANITATION

Rural Sewerage Drainage Schemes

(Million Rs.)

GS No	Scheme Information Approval Date / Location	Est. Cost	Accum. Exp June,16	Provision for 2016-17			MTDF Projections		Throw fwd Beyond June, 2019
				Cap	Rev	G. Total (Cap+Rev)	2017-18	2018-19	
1	2	3	4	5	6	7	8	9	10
2452	Construction of new road repair /rehabilitation of existing road and laying of tufftiles and repair of latrinal sewerage line douaba colony, bank colony, rehamn pura, new akhtar abad, ward # 7 Khanpur Un-Approved Rahim Yar Khan	17.500	0.000	0.000	8.000	8.000	9.500	0.000	0.000
2453	Sewerage, Drainage, Tuff Tile and Soling in Union Council 34/E, City Rahim Yar Khan. Un-Approved Rahim Yar Khan	18.000	0.000	0.000	10.000	10.000	8.000	0.000	0.000
2454	Rehabilitation, Augmentation, Sewerage, Drainage and Tuff Tile Qasba Mou Mubarak. Un-Approved Rahim Yar Khan	18.000	0.000	0.000	10.000	10.000	8.000	0.000	0.000
2455	Construction of Sewerage / Tuff Tile in U/C 37-H, Rahim Yar Khan. Un-Approved Rahim Yar Khan	23.000	0.000	0.000	10.000	10.000	13.000	0.000	0.000
2456	Sewerage & Tuff tiles in UC 36, 37, 38, 40, 41, 42 and 71 under Rahim Yar Khan Un-Approved Rahim Yar Khan	35.000	0.000	0.000	10.000	10.000	25.000	0.000	0.000
2457	Completion of sewerage scheme, Mouza Salaray, District Chiniot Un-Approved Chiniot	20.000	0.000	0.000	10.000	10.000	10.000	0.000	0.000
2458	Provision of Sewerage in Chak No. 141/JB Khokhran, tehsil & District Chiniot. Un-Approved Chiniot	29.997	0.000	0.000	10.000	10.000	19.997	0.000	0.000
Sub-Total: Rural Sewerage Drainage Schemes		14,129.259	0.000	0.000	3,671.820	3,671.820	6,399.410	4,058.049	0.000
Punjab									
2459	Establishment of PMU for WASH (Water, Sanitaitaion & Hygiene) Un-Approved Punjab	20.000	0.000	0.000	10.000	10.000	10.000	0.000	0.000
2460	Multi Sectoral Nutrition Strategy for WASH Including Water Supply, Sanitation, Hygiene, Waste Water Treatment, Disposal of Solid Waste (9 Villages of Brackish / Barani Districts with minimum population of 5000 persons, one village from each Civil Divisio Un-Approved Punjab	900.000	0.000	0.000	150.000	150.000	375.000	375.000	0.000
2461	Preparation of Water Quality Survey & Sewerage Master Plan/Cities Development Plan Un-Approved Punjab	30.000	0.000	0.000	10.000	10.000	20.000	0.000	0.000
2462	Upgradation / Strengthening of Existing Laboratories at District Head Quarter Un-Approved Punjab	200.000	0.000	0.000	20.000	20.000	90.000	90.000	0.000
2463	Capacity strengthening for project development/Management of HUD & PHE Department. Un-Approved Punjab	30.000	0.000	0.000	15.000	15.000	15.000	0.000	0.000
2464	Rehabilitation of need based (identified through TPV) Dys-Functional Rural Water Supply Schemes Un-Approved Punjab	3,000.000	0.000	0.000	172.744	172.744	1,413.628	1,413.628	0.000

WATER SUPPLY & SANITATION

Punjab

(Million Rs.)

GS No	Scheme Information Approval Date / Location	Est. Cost	Accum. Exp June,16	Provision for 2016-17			MTDF Projections		Throw fwd Beyond June, 2019
				Cap	Rev	G. Total (Cap+Rev)	2017-18	2018-19	
1	2	3	4	5	6	7	8	9	10
2465	Capacity Strengthening of Design Cell of HUD&PHED for project Un-Approved Punjab	98.355	0.000	0.000	39.794	39.794	29.281	29.281	0.000
2466	Feasibility Studies for Water, Sanitation & Treatment related activities Un-Approved Punjab	500.000	0.000	0.000	20.000	20.000	240.000	240.000	0.000
Sub-Total: Punjab		4,778.355	0.000	0.000	437.538	437.538	2,192.909	2,147.909	0.000
Total: NEW SCHEMES		30,834.308	0.000	0.000	7,000.000	7,000.000	13,664.899	10,169.436	0.000
Total: ADP		93,334.418	29,399.495	0.000	15,000.000	15,000.000	27,438.385	21,496.566	0.000

OTHER DEVELOPMENT PROGRAMME

ODP

2467	Khadim-e-Punjab Saaf Pani Program Approved Punjab	30,000.000	0.000	0.000	30,000.000	30,000.000	0.000	0.000	0.000
Sub-Total: ODP		30,000.000	0.000	0.000	30,000.000	30,000.000	0.000	0.000	0.000
Total: OTHER DEVELOPMENT PROGRAMME		30,000.000	0.000	0.000	30,000.000	30,000.000	0.000	0.000	0.000
Grand Total		123,334.418	29,399.495	0.000	45,000.000	45,000.000	27,438.385	21,496.566	0.000

SOCIAL WELFARE & BAIT-UL-MAAL

VISION

To achieve the ultimate goal of Welfare State through socio-economic uplift of people free from economic adversity, discrimination and vulnerability both socially and economically; and to improve the living conditions of the vulnerable of society through institutional care.

POLICY

Social Welfare Department works towards providing institutional care, capacity building and enabling services for vulnerable segments of the society and to help them live in a dignified way.

IMPORTANCE OF SOCIAL WELFARE FOR ECONOMIC GROWTH

Social Welfare Department works towards enabling the marginalized section of population especially women through skill building and capacity building. This is undertaken through skill learning centers namely Sanatzars and Qasar e Behboods which ultimately contribute towards overall economic growth.

OBJECTIVES

- Creation of institutional care services and healthy living opportunities for vulnerable segments of population including destitute, old aged women and children
- Infrastructure development of existing services outlet
- Establishment of industrial homes (Sanatzars) to improve the skills of women and to increase the socio-economic empowerment of women
- Providing protection, institutional care, education and vocational training to destitute women by constructing industrial homes, shelter homes and Qasar e Behboods in Punjab
- Reform interventions into existing service delivery structures
- Spreading the net of services at grass root level

STRATEGY

- Institutional care
- Skill learning centers

- Referral services
- Synergies

STRATEGIC INTERVENTIONS:

- Establishment of Centre for the Survivors of Violence against Women (VAWC) at Multan
- Expansion of VAWC by upgrading the existing Dar-ul-Amans & Shaheed Benazir Bhutto Women Crisis Centres in Bahawalpur and Rawalpindi Districts of Punjab
- Construction of Building of Shelter Home at 8 districts of Punjab including Multan, Pakpattan, Kasur, Lodhran, Layyah, Hafizabad, Sheikhpura and Narowal
- Research Study and Situational Analysis of Ex-Sex Workers and their Rehabilitation Mechanism

ACHIEVEMENTS 2015-16

- Establishment of Children Home at Faislabad
- Establishment of Qasar-e-Behbood at Sialkot
- Establishment of Beggar's Home at Lahore
- Missing Facilities at Drug Rehabilitaion Centre at Multan
- Construction of Building of Shelter Homes in 5 districts of Punjab including Chakwal, Okara, Jhelum, Attock and Mandi Bhaudin
- Raising of Boundary Wall of Institutions of Social Welfare Department (Dar-ul-Aman, Sanatzar, Dar-ul-Falah, etc)

NEW INITIATIVES FOR FINANCIAL YEAR 2016-17

- Construction of Building of Shelter Home at 8 districts of Punjab including Multan, Pakpattan, Kasur, Lodhran, Layyah, Hafizabad, Sheikhpura and Narowal
- Establishment of Mini Sanatzars at Pasroor (Sialkot) and Taunsa (DG Khan)

- Expansion of VAWC by upgrading the existing Dar-ul-Amans & Shaheed Benazir Bhutto Women Crisis Centres in Bahawalpur and Rawalpindi Districts of Punjab Construction of Building of Shelter Home at Pakpatan
- Establishment of Beggar's Home at Faisalabad and Multan
- Establishment of 4 no. of Dastkari Schools in Lahore.
- Research Study and Situational Analysis of Ex-Sex Workers and their Rehabilitation Mechanism

TREND OF ALLOCATIONS

Rs. In Million

Sr. No.	Year	Allocation
1	2012-13	237
2	2013-14	661
3	2014-15	479
4	2015-16	530
5	2016-17	584

OTHER DEVELOPMENT PROGRAMS 2016-17

- Rs. 1000 million allocated for conditional cash grant Initiatives and research activities of Punjab Social Protection Authority.

MTDF 2016-19
Social Welfare & Bait-ul-Maal : Summary
Development Programme 2016-17

(Million Rs.)

Sub-Sector	Capital	Revenue	Total	F. Aid	Total
Ongoing Schemes					
Regular	131.835	232.653	364.488	0.000	364.488
Total	131.835	232.653	364.488	0.000	364.488
New Schemes					
Regular	164.512	55.000	219.512	0.000	219.512
Total	164.512	55.000	219.512	0.000	219.512
Total (ongoing+new)	296.347	287.653	584.000	0.000	584.000

Development Programme 2017-18

Ongoing Schemes					
Regular	150.000	200.000	350.000	0.000	350.000
Total	150.000	200.000	350.000	0.000	350.000
New Schemes					
Regular	150.000	145.000	295.000	0.000	295.000
Total	150.000	145.000	295.000	0.000	295.000
Total (ongoing+new)	300.000	345.000	645.000	0.000	645.000

Development Programme 2018-19

Ongoing Schemes					
Regular	200.000	200.000	400.000	0.000	400.000
Total	200.000	200.000	400.000	0.000	400.000
New Schemes					
Regular	150.000	85.000	300.000	0.000	300.000
Total	150.000	85.000	300.000	0.000	300.000
Total (ongoing+new)	350.000	285.000	700.000	0.000	700.000

MTDF 2016-19: Grand Total 1,929.000

SOCIAL WELFARE: SUMMARY

(Million Rs.)

Type / Sub Sector	No. of Schemes	Provision for 2016-17				Projection for 2017-18	Projection for 2018-19
		Capital	Revenue	Foreign Aid	G. Total (Cap+Rev)		
<u>ON-GOING SCHEMES</u>							
Regular	10	126.835	225.653	0.000	352.488	194.237	0.000
Total: ON-GOING SCHEMES	10	126.835	225.653	0.000	352.488	194.237	0.000
<u>NEW SCHEMES</u>							
Regular	19	168.512	63.000	0.000	231.512	451.606	30.000
Total: NEW SCHEMES	19	168.512	63.000	0.000	231.512	451.606	30.000
Total: ADP	29	295.347	288.653	0.000	584.000	645.843	30.000
<u>OTHER DEVELOPMENT PROGRAMME</u>							
ODP	1	0.000	1,000.000	0.000	1,000.000	0.000	0.000
Total: OTHER DEVELOPMENT PROGRAMME	1	0.000	1,000.000	0.000	1,000.000	0.000	0.000
Grand Total	30	295.347	1,288.653	0.000	1,584.000	645.843	30.000

SOCIAL WELFARE

(Million Rs.)

GS No	Scheme Information Approval Date / Location	Est. Cost	Accum. Exp June,16	Provision for 2016-17			MTDF Projections		Throw fwd Beyond June, 2019
				Cap	Rev	G. Total (Cap+Rev)	2017-18	2018-19	
1	2	3	4	5	6	7	8	9	10

ON-GOING SCHEMES

Regular

2468	Establishment of Qasar-e- Behbood at Faisalabad (Siddquabad Chak # 224/RB city FSD). 2-3-2014 Faisalabad	180.858	93.560	58.680	28.618	87.298	0.000	0.000	0.000
2469	Establishment of Old Age Home (AAFIAT) at Faisalabad (CM Directive). 11-16-2015 Faisalabad	83.020	5.515	20.000	0.000	20.000	57.505	0.000	0.000
2470	Establishment of Qasar-e-Behbood at Sialkot. 3-2-2014 Sialkot	13.416	9.943	0.000	3.473	3.473	0.000	0.000	0.000
2471	Establishment of Centre for the Survivors of Violence against Women at Multan (VAWC). 7-28-2015 MULTAN	232.061	82.300	25.000	95.584	120.584	29.177	0.000	0.000
2472	Construction of Building of Industrial Home at Vehari. 1-11-2016 Vehari	46.640	39.442	7.198	0.000	7.198	0.000	0.000	0.000
2473	Establishment of Qasar-e- Behbood at Muzaffargarh. 11-27-2014 Muzaffargarh	69.868	39.000	14.957	15.911	30.868	0.000	0.000	0.000
2474	Remodelling of Existing Shelter Homes (Dar-ul-Amans) in 36 districts of Punjab. 11-27-2014 Punjab	196.871	48.850	0.000	40.466	40.466	107.555	0.000	0.000
2475	Construction of Buildings of Shelter Homes in 5 Districts of Punjab (Phase III). 12-06-2013 Chakwal, Okara, Jhelum, Attock, Mandi Bahauddin	151.834	91.114	1.000	0.000	1.000	0.000	0.000	0.000
2476	Establishment of District Industrial Home (Sanatzar) at Chiniot , Nankana Sahib. 8-29-2014 Chiniot , Nankana Sahib	30.278	14.244	0.000	16.034	16.034	0.000	0.000	0.000
2477	Establishment of Mini Sanatzars at Jampur (Rajanpur), Shahpur (Sargodha) ,Muredkay (Sheikhupura). 8-29-2014 Rajanpur, sargodha, Sheikhupura , Jampur, Shahpur, Mureedkay	45.729	20.162	0.000	25.567	25.567	0.000	0.000	0.000
Sub-Total: Regular		1,050.575	444.130	126.835	225.653	352.488	194.237	0.000	0.000
Total: ON-GOING SCHEMES		1,050.575	444.130	126.835	225.653	352.488	194.237	0.000	0.000

NEW SCHEMES

Regular

2478	Expansion of VAWC by upgrading the existing Dar-ul-Amans & Shaheed Benazir Bhutto Women Crisis Centres in Rawalpindi District of Punjab. Un-Approved Rawalpindi	100.000	0.000	8.000	9.000	17.000	83.000	0.000	0.000
2479	Establishment of Beggar's Home at Faisalabad. Un-Approved Faisalabad	75.000	0.000	8.000	0.000	8.000	52.000	15.000	0.000

SOCIAL WELFARE

(Million Rs.)

GS No	Scheme Information Approval Date / Location	Est. Cost	Accum. Exp June,16	Provision for 2016-17			MTDF Projections		Throw fwd Beyond June, 2019
				Cap	Rev	G. Total (Cap+Rev)	2017-18	2018-19	
1	2	3	4	5	6	7	8	9	10
2480	Construction of Building of Shelter Home at Hafizabad. 11-16-2015 Hafizabad	18.846	0.000	18.846	0.000	18.846	0.000	0.000	0.000
2481	Establishment of Mini Sanatar at Pasroor, Sialkot. Un-Approved Sialkot , Pasroor	25.000	0.000	5.000	20.000	25.000	0.000	0.000	0.000
2482	Construction of Building of Shelter Home at Narowal. Un-Approved Narowal	35.000	0.000	8.000	0.000	8.000	27.000	0.000	0.000
2483	Establishment of Dastkari School, Sarich. Un-Approved Lahore	8.000	0.000	5.000	3.000	8.000	0.000	0.000	0.000
2484	Establishment of Dastkari School, Kamahan. Un-Approved Lahore	8.000	0.000	5.000	3.000	8.000	0.000	0.000	0.000
2485	Establishment of Dastkari School, Shehzada Village. Un-Approved Lahore	8.000	0.000	5.000	3.000	8.000	0.000	0.000	0.000
2486	Establishment of Dastkari School, Jahman Un-Approved Lahore	8.000	0.000	5.000	3.000	8.000	0.000	0.000	0.000
2487	Construction of Building of Shelter Home at Sheikhpura. 8-13-2015 Sheikhpura	19.916	0.000	19.916	0.000	19.916	0.000	0.000	0.000
2488	Construction of Building of Shelter Home at Kasur. 8-13-2015 KASUR	35.390	0.000	8.000	0.000	8.000	27.390	0.000	0.000
2489	Construction of Building of Shelter Home at Pakpattan. 8-13-2015 Pakpattan	16.304	0.000	16.304	0.000	16.304	0.000	0.000	0.000
2490	Construction of Building of Shelter Home at Multan. 10-6-2015 MULTAN	91.004	0.000	8.000	0.000	8.000	83.004	0.000	0.000
2491	Establishment of Beggar's Home at Multan. Un-Approved Multan	75.000	0.000	8.000	0.000	8.000	52.000	15.000	0.000
2492	Construction of Building of Shelter Home at Lodhran. 10-6-2015 Lodhran	35.212	0.000	8.000	0.000	8.000	27.212	0.000	0.000
2493	Establishment of Mini Sanatar at Taunsa District Dera Ghazi Khan. Un-Approved Dera Ghazi Khan , Taunsa	25.000	0.000	0.000	8.000	8.000	17.000	0.000	0.000
2494	Construction of Building of Shelter Home at Layyah. 10-6-2015 LAYYAH	24.446	0.000	24.446	0.000	24.446	0.000	0.000	0.000
2495	Expansion of VAWC by upgrading the existing Dar-ul-Amans & Shaheed Benazir Bhutto Women Crisis Centres in Bahawalpur District of Punjab. Un-Approved Bahawalpur	100.000	0.000	8.000	9.000	17.000	83.000	0.000	0.000

SOCIAL WELFARE

(Million Rs.)

GS No	Scheme Information Approval Date / Location	Est. Cost	Accum. Exp June,16	Provision for 2016-17			MTDF Projections		Throw fwd Beyond June, 2019
				Cap	Rev	G. Total (Cap+Rev)	2017-18	2018-19	
1	2	3	4	5	6	7	8	9	10
2496	Research Study and Situational Analysis of Ex- Sex Workers and Rehabilitation Mechanism. Un-Approved Punjab	5.000	0.000	0.000	5.000	5.000	0.000	0.000	0.000
Sub-Total: Regular		713.118	0.000	168.512	63.000	231.512	451.606	30.000	0.000
Total: NEW SCHEMES		713.118	0.000	168.512	63.000	231.512	451.606	30.000	0.000
Total: ADP		1,763.693	444.130	295.347	288.653	584.000	645.843	30.000	0.000
OTHER DEVELOPMENT PROGRAMME									
ODP									
2497	Punjab Social Protection Authority (PSPA). Punjab	1,000.000	0.000	0.000	1,000.000	1,000.000	0.000	0.000	0.000
Sub-Total: ODP		1,000.000	0.000	0.000	1,000.000	1,000.000	0.000	0.000	0.000
Total: OTHER DEVELOPMENT PROGRAMME		1,000.000	0.000	0.000	1,000.000	1,000.000	0.000	0.000	0.000
Grand Total		2,763.693	444.130	295.347	1,288.653	1,584.000	645.843	30.000	0.000

WOMEN DEVELOPMENT

VISION

To facilitate the women and implement the pragmatic vision of Quaid-e-Azam i.e. “Make female substantive segment of society to play vital role in the economic uplift of the society”.

POLICY

- Provision of ways and means to effectively safeguard women’s rights within the constitutional and legal framework in letter and spirit.
- To introduce new legislative framework for safeguarding women’s rights where and when required.
- Expansion of opportunities to improve socio-politico-economic status of women with special focus on rural areas.
- Addressing social and economic issues pertaining to women.

OBJECTIVES

- Gender Mainstreaming in Public and Private Sector
- Legislation, Policy Formulation and Sectoral Planning for Women Development
- Conducting of Research on the Status of Women in the Punjab
- To Uplift the Social and Economic Stature of Women in the Society
- Expansion of investment in women’s socio-political and economic development to achieve the goal of Gender Equity
- Facilitate working women by establishing Day Care Centers and Working Women Hostels
- Pursuance of Means and Measures to Increase Participation of Women in Political Process
- Ensuring Effective Representation of Women in Political and Administrative Spheres
- Facilitate Women’s Access to Formal Legal Aid and Justice System

ACHIEVEMENTS OF FINANCIAL YEAR 2015-16

- Toll Free Women’s Helpline
- Research Report on Situation Analysis of Women Employment in Private Sector
- Punjab Women Empowerment Initiative, 2016

- Launch of Gender Parity Report, 2016

STRATEGIC INTERVENTIONS 2016-17

- Awareness Campaign on Punjab Women Empowerment Initiatives
- Consultancy Services for Sustainable Development of Working Women Hostels
- Domestic Workers Training Programme
- Support for Working Women Hostels
- Creation of Post of DIG Women Protection for supervising the working of police officers posted at Violence against Women Centres (VAWCs) in Punjab

NEW INITIATIVES 2016-17

- Consultancy Services for Sustainable Development of Working Women Hostels
- Rehabilitation of Existing Working Women Hostels
- Domestic Workers Training Programme
- Support for Working Women Hostels
- Women Development Fund

TREND OF ALLOCATIONS

Rs. In Million

Sr. No.	Year	Allocation
1	2012-13	413
2	2013-14	661
3	2014-15	421
4	2015-16	500
5	2016-17	629

OTHER DEVELOPMENT PROGRAMS 2016-17

- Rs. 100 million allocated for Punjab Commission on the Status of Women (PSW) for Research and Surveys pertaining to Gender Issues.

MTDF 2016-19
Women Development : Summary
Development Programme 2016-17

(Million Rs.)

Sub-Sector	Capital	Revenue	Total	F. Aid	Total
Ongoing Schemes					
Regular	0.000	54.000	54.000	0.000	54.000
Total	0.000	54.000	54.000	0.000	54.000
New Schemes					
Regular	50.000	425.000	475.000	0.000	475.000
Total	50.000	425.000	475.000	0.000	475.000
Total (ongoing+new)	50.000	479.000	529.000	0.000	529.000

Development Programme 2017-18

Ongoing Schemes					
Regular	100.000	50.000	150.000	0.000	150.000
Total	100.000	50.000	150.000	0.000	150.000
New Schemes					
Regular	80.000	350.000	430.000	0.000	430.000
Total	80.000	350.000	430.000	0.000	430.000
Total (ongoing+new)	180.000	400.000	580.000	0.000	580.000

Development Programme 2018-19

Ongoing Schemes					
Regular	80.000	80.000	400.000	0.000	400.000
Total	80.000	80.000	400.000	0.000	400.000
New Schemes					
Regular	100.000	380.000	240.000	0.000	240.000
Total	100.000	380.000	240.000	0.000	240.000
Total (ongoing+new)	180.000	460.000	640.000	0.000	640.000

MTDF 2016-19: Grand Total 1,749.000

WOMEN DEVELOPMENT: SUMMARY

(Million Rs.)

Type / Sub Sector	No. of Schemes	Provision for 2016-17				Projection for 2017-18	Projection for 2018-19
		Capital	Revenue	Foreign Aid	G. Total (Cap+Rev)		
<u>ON-GOING SCHEMES</u>							
Regular	1	0.000	54.000	0.000	54.000	0.000	0.000
Total: ON-GOING SCHEMES	1	0.000	54.000	0.000	54.000	0.000	0.000
<u>NEW SCHEMES</u>							
Regular	5	50.000	425.000	0.000	475.000	30.000	0.000
Total: NEW SCHEMES	5	50.000	425.000	0.000	475.000	30.000	0.000
Total: ADP	6	50.000	479.000	0.000	529.000	30.000	0.000
<u>OTHER DEVELOPMENT PROGRAMME</u>							
ODP	1	0.000	100.000	0.000	100.000	0.000	0.000
Total: OTHER DEVELOPMENT PROGRAMME	1	0.000	100.000	0.000	100.000	0.000	0.000
Grand Total	7	50.000	579.000	0.000	629.000	30.000	0.000

WOMEN DEVELOPMENT

(Million Rs.)

GS No	Scheme Information Approval Date / Location	Est. Cost	Accum. Exp June,16	Provision for 2016-17			MTDF Projections		Throw fwd Beyond June, 2019
				Cap	Rev	G. Total (Cap+Rev)	2017-18	2018-19	
1	2	3	4	5	6	7	8	9	10

ON-GOING SCHEMES

Regular

2498	Awareness Campaign on Punjab Women Empowerment Initiatives Approved Punjab	80.000	26.000	0.000	54.000	54.000	0.000	0.000	0.000
Sub-Total: Regular		80.000	26.000	0.000	54.000	54.000	0.000	0.000	0.000
Total: ON-GOING SCHEMES		80.000	26.000	0.000	54.000	54.000	0.000	0.000	0.000

NEW SCHEMES

Regular

2499	PC-II for Consultancy Services for Sustainable Development of Working Women Hostels. Un-Approved Lahore	10.000	0.000	0.000	10.000	10.000	0.000	0.000	0.000
2500	Support for Working Women Hostels Un-Approved Punjab	100.000	0.000	0.000	100.000	100.000	0.000	0.000	0.000
2501	Women Development Fund Un-Approved Punjab	295.000	0.000	0.000	295.000	295.000	0.000	0.000	0.000
2502	Rehabilitation of 16 Existing Working Women Hostels Un-Approved Lahore, Gujranwala, Faisalabad, Sargodha, Multan, Bahawalpur, Dera Ghazi Khan, Sahiwal, Vehari, Muzaffargarh, Rahim Yar Khan, Rawalpindi	50.000	0.000	50.000	0.000	50.000	0.000	0.000	0.000
2503	Domestic Workers Training Programme. Un-Approved Bahawalpur, Rawalpindi, Sargodha, Dera Ghazi Khan, Faisalabad, Gujranwala, Lahore, Multan, Sahiwal	50.000	0.000	0.000	20.000	20.000	30.000	0.000	0.000
Sub-Total: Regular		505.000	0.000	50.000	425.000	475.000	30.000	0.000	0.000
Total: NEW SCHEMES		505.000	0.000	50.000	425.000	475.000	30.000	0.000	0.000
Total: ADP		585.000	26.000	50.000	479.000	529.000	30.000	0.000	0.000

OTHER DEVELOPMENT PROGRAMME

ODP

2504	Punjab Commission on Status of Women (PCSW). Punjab	100.000	0.000	0.000	100.000	100.000	0.000	0.000	0.000
Sub-Total: ODP		100.000	0.000	0.000	100.000	100.000	0.000	0.000	0.000
Total: OTHER DEVELOPMENT PROGRAMME		100.000	0.000	0.000	100.000	100.000	0.000	0.000	0.000
Grand Total		685.000	26.000	50.000	579.000	629.000	30.000	0.000	0.000

LG&CD

Vision

To support the Local Governments in improving their financial and institutional capacity for effective and efficient delivery of municipal services.

Policy

To strengthen the Local Governments system through improved planning, resource management and facilitating functional Local Governments structure.

Strategy

- Improvement of general sanitation / environmental conditions of villages through elimination of ponds from major villages of Punjab.
- Establishment of Model Cattle Markets on modern lines to ensure compliance with health and hygiene standards.
- Improvement of condition of graveyards.
- Improvement of condition of the solid waste management in rural and urban area through infrastructure support and capacity building.

Strategic Interventions

- A comprehensive strategy has been devised, for restructuring and reforming operations of Model Cattle Markets and eliminating extortion, corruption, role of middlemen and official mafias.
- Elimination of ponds from major villages of Punjab has been initiated to improve the general sanitation condition of the villages which would help in controlling water borne vector diseases and improving environmental conditions.
- Establishment of Model Graveyards (Shehr-e-Khamoshan)

Achievements of Financial Year 2015-16

- Model Cattle Markets at Sheikhpura and Faisalabad have been completed and are successfully operating.
- Eliminated 37 ponds from major villages of the Punjab.
- Developed 36 multi-purpose parks and grounds on reclaimed lands of ponds.
- Constructed boundary walls of 25 graveyards.

New Initiatives 2016-17

- Punjab Municipal Services Improvement Project Phase-II (World Bank Assisted)
- Improvement of Conditions of the Public Graveyards in Punjab
- Establishment of Model Graveyard (Shehr-e-Khamoshan) in Punjab
- Preservation and Restoration of Lahore Fort
- Construction of Union Council Office Buildings in Punjab

Targets for Financial Year 2016-17

Out of 95 schemes (22 on-going + 73 new schemes) total 67 schemes (17 on-going + 50 New) will be completed during 2016-17.

Trend of Allocations

(Rs. In million)

Year's	Original Allocation
2011-12	7,000
2012-13	910
2013-14	3,915
2014-15	3,488
2015-16	3,732

MTDF 2016-19
LG&CD : Summary
Development Programme 2016-17

(Million Rs.)

Sub-Sector	Capital	Revenue	Total	F. Aid	Total
Ongoing Schemes					
Regular	0.000	2,987.000	2,987.000	0.000	2,987.000
Total	0.000	2,987.000	2,987.000	0.000	2,987.000
New Schemes					
Regular	0.000	1,513.000	1,513.000	0.000	1,513.000
Total	0.000	1,513.000	1,513.000	0.000	1,513.000
Total (ongoing+new)	0.000	4,500.000	4,500.000	0.000	4,500.000

Development Programme 2017-18

Ongoing Schemes					
Regular	0.000	2,156.002	2,156.002	0.000	2,156.002
Total	0.000	2,156.002	2,156.002	0.000	2,156.002
New Schemes					
Regular	0.000	4,759.158	4,759.158	0.000	4,759.158
Total	0.000	4,759.158	4,759.158	0.000	4,759.158
Total (ongoing+new)	0.000	6,915.160	6,915.160	0.000	6,915.160

Development Programme 2018-19

Ongoing Schemes					
Regular	0.000	1,000.000	1,000.000	0.000	1,000.000
Total (Ongoing)	0.000	1,000.000	1,000.000	0.000	1,000.000
New Schemes					
Regular	0.000	8,012.965	8,012.965	0.000	8,012.965
Total (New)	0.000	8,012.965	8,012.965	0.000	8,012.965
Total (ongoing+new)	0.000	9,012.965	9,012.965	0.000	9,012.965

MTDF 2016-19: Grand Total 20,428.125

LG&CD: SUMMARY

(Million Rs.)

Type / Sub Sector	No. of Schemes	Provision for 2016-17				Projection for 2017-18	Projection for 2018-19
		Capital	Revenue	Foreign Aid	G. Total (Cap+Rev)		
<u>ON-GOING SCHEMES</u>							
Regular	22	0.000	2,987.000	0.000	2,987.000	2,156.002	1,000.000
Total: ON-GOING SCHEMES	22	0.000	2,987.000	0.000	2,987.000	2,156.002	1,000.000
<u>NEW SCHEMES</u>							
Regular	73	0.000	1,513.000	0.000	1,513.000	4,759.158	8,012.965
Total: NEW SCHEMES	73	0.000	1,513.000	0.000	1,513.000	4,759.158	8,012.965
Total: ADP	95	0.000	4,500.000	0.000	4,500.000	6,915.160	9,012.965
Grand Total	95	0.000	4,500.000	0.000	4,500.000	6,915.160	9,012.965

LG&CD

(Million Rs.)

GS No	Scheme Information Approval Date / Location	Est. Cost	Accum. Exp June,16	Provision for 2016-17			MTDF Projections		Throw fwd Beyond June, 2019
				Cap	Rev	G. Total (Cap+Rev)	2017-18	2018-19	
1	2	3	4	5	6	7	8	9	10

ON-GOING SCHEMES

Regular

2505	Providing and Fixing and street light at Qasim Sain Road to Sarfraz Colony Road (Green view Colony) Bawa Chak to Sargodha Raod and PMC Chowk to Motorway M-3 Faisalabad Approved Faisalabad	67.659	30.000	0.000	37.660	37.660	0.000	0.000	0.000
2506	Construction of Canal Expressway from Gatt wala Bridge to Sahianwala (M-3) Interchange, Faisalabad (Length 24.50 KM) (10%Cost Sharing by GoPb and CDG Faisalabad) Approved Faisalabad	5,896.993	4,747.892	0.000	559.402	559.402	0.000	0.000	0.000
2507	Improvement of Jhal Khanuana Chowk, Faisalabad (10% Cost Sharing by GoPb and CDG Faisalabad) Approved Faisalabad	2,527.667	2,163.564	0.000	111.336	111.336	0.000	0.000	0.000
2508	Provision of Funds for Model Village Manzooraabad, Tehsil Wazirabad District Gujranwala Approved Gujranwala	163.084	24.547	0.000	138.530	138.530	0.000	0.000	0.000
2509	Establishment of Children Parks at Oila Didar Singh, Ladhaywala Warrich, Ghakkar Mandi Approved Gujranwala	25.000	15.000	0.000	10.000	10.000	0.000	0.000	0.000
2510	Shahbaz Sharif Park Gujrat 19-8-2014 Gujrat	190.776	130.776	0.000	60.000	60.000	0.000	0.000	0.000
2511	Upgradation of PLGA into Centre of Excellence Approved Gujrat	100.000	30.000	0.000	70.000	70.000	0.000	0.000	0.000
2512	Construction of Children Park at Chobara, Tehsil Pasrur District Sialkot Approved Sialkot	15.200	10.000	0.000	5.200	5.200	0.000	0.000	0.000
2513	Construction of Tariq Harnah Shaheed Park Head Marala, Sialkot Approved Sialkot	80.000	0.000	0.000	40.000	40.000	40.000	0.000	0.000
2514	Providing and laying of tuff tiles from Bijli Ghar to District Complex Narowal 19-8-2014 Narowal	65.650	39.687	0.000	25.963	25.963	0.000	0.000	0.000
2515	Pilot Urban Rehabilitation & Infrastructure Improvement Project (Pahse-II), WCLA 24-10-2014 Lahore	890.600	327.060	0.000	500.000	500.000	0.000	0.000	0.000
2516	Establishment of Khokha Market at Kahna Nau, Lahore Approved Lahore	63.000	57.572	0.000	5.428	5.428	0.000	0.000	0.000
2517	Establishment of Parks Greenbelt alongwith Railway track (both sides) at Mridke District Seikhpura Approved Sheikhupura	87.396	41.000	0.000	46.396	46.396	0.000	0.000	0.000
2518	Tuff tilling of streets Mandi Ahmadabad, Basirpur, Haveli Lakha, District Okara Approved Okara	75.000	45.000	0.000	30.000	30.000	0.000	0.000	0.000

LG&CD

(Million Rs.)

GS No	Scheme Information Approval Date / Location	Est. Cost	Accum. Exp June,16	Provision for 2016-17			MTDF Projections		Throw fwd Beyond June, 2019
				Cap	Rev	G. Total (Cap+Rev)	2017-18	2018-19	
1	2	3	4	5	6	7	8	9	10
2519	Provision of streets LED lights and construction of Chowk alongwith fountains structure in Basirpur and Mandi Ahmad Abad, Okara Approved Okara	99.900	40.000	0.000	59.900	59.900	0.000	0.000	0.000
2520	Establishment of Segregation, treatment and disposal plant/facility for Solid Waste Management at Sahiwal Approved Sahiwal	150.000	20.000	0.000	130.000	130.000	0.000	0.000	0.000
2521	Establishment of public park on 8-Acrs of TMA land Vacated by Cattle Mandi Burewala, District Vehari Approved Vehari	97.970	30.000	0.000	67.970	67.970	0.000	0.000	0.000
2522	Elimination of Ponds From Major Villages of Punjab to Improve Sanitation /Eradication of Vector Diseases Through Bio-Remediation (Phase-II) and waste water treatment through construction of decentralized waste water treatment system) 31-10-2014 Punjab	200.000	0.000	0.000	200.000	200.000	500.000	0.000	0.000
2523	Establishment of PMU for Punjab Intermediate Cities Improvement Investment Program (PICIIP) Approved Punjab	189.077	3.860	0.000	139.215	139.215	46.002	0.000	0.000
2524	Multipurpose Parks and grounds on the recalaumed land of Ponds in Punjab Approved Punjab	300.000	130.000	0.000	170.000	170.000	0.000	0.000	0.000
2525	Pilot Project for Solid Waste Management in Rural Areas of Punjab 06-03-2014 Chiniot,Lodhran, Bahawalnagar	200.000	100.000	0.000	50.000	50.000	50.000	0.000	0.000
2526	Establishment of Model Cattle Market in the Punjab Approved Lahore, Pakpattan, Attock, Multan, Khushab	4,500.000	1,350.000	0.000	530.000	530.000	1,520.000	1,000.000	0.000
Sub-Total: Regular		15,984.972	9,335.958	0.000	2,987.000	2,987.000	2,156.002	1,000.000	0.000
Total: ON-GOING SCHEMES		15,984.972	9,335.958	0.000	2,987.000	2,987.000	2,156.002	1,000.000	0.000

NEW SCHEMES

Regular

2527	Establishment of Janazgah, NA-52 Rawalpindi Un-Approved Rawalpindi	100.000	0.000	0.000	40.000	40.000	60.000	0.000	0.000
2528	Development Schemes in PP-01, District Rawalpindi (Rs.30.00 million for 15 Ucs of Tehsil Murree and Rs.20.00 million for 10 Ucs of Tehsil Kotli Sattian, i.e. Rs.2.00 million for each UC) Un-Approved Rawalpindi	50.000	0.000	0.000	40.000	40.000	10.000	0.000	0.000
2529	Construction of street / R.Wall at village Jaba,District Attock Un-Approved Attock	2.000	0.000	0.000	2.000	2.000	0.000	0.000	0.000
2530	Construction of Model Graveyard / Shehr-e-Khamoshan in Chak No.40/NB Tehsil & District Sargodha Un-Approved Sargodha	98.406	0.000	0.000	32.000	32.000	66.406	0.000	0.000

LG&CD

(Million Rs.)

GS No	Scheme Information Approval Date / Location	Est. Cost	Accum. Exp June,16	Provision for 2016-17			MTDF Projections		Throw fwd Beyond June, 2019
				Cap	Rev	G. Total (Cap+Rev)	2017-18	2018-19	
1	2	3	4	5	6	7	8	9	10
2531	Development Package for Tehsil Sahiwal City, District Sargodha Un-Approved Sargodha	80.000	0.000	0.000	64.000	64.000	16.000	0.000	0.000
2532	Development Package for Tehsil Sillanwali City, District Sargodha Un-Approved Sargodha	50.000	0.000	0.000	40.000	40.000	10.000	0.000	0.000
2533	Development Package for Tehsil Shahpur City Un-Approved Sargodha	30.000	0.000	0.000	27.000	27.000	3.000	0.000	0.000
2534	Construction of Road PCC in different streets in Union Council No.189, Faisalabad Un-Approved Faisalabad	23.000	0.000	0.000	23.000	23.000	0.000	0.000	0.000
2535	Rural Drainage / Road / PCC Scheme, UC-57, Tehsil Jaranwala District Faisalabad Un-Approved Faisalabad	20.000	0.000	0.000	20.000	20.000	0.000	0.000	0.000
2536	Rural Drainage / Road / PCC Scheme, UC-33, Tehsil Jaranwala District Faisalabad Un-Approved Faisalabad	20.000	0.000	0.000	20.000	20.000	0.000	0.000	0.000
2537	Construction of PCC in Streets No.13, 14 with cross in Ahmedabad A-Block, Faisalabad Un-Approved Faisalabad	4.500	0.000	0.000	4.500	4.500	0.000	0.000	0.000
2538	Construction of PCC Street No.4 Mian Akram Wali Gali Khan Model Colony and PCC Noor Pur Road Qazafi Town and Carpet Road Icecream Chowk to Iqbal Nagir, Faisalabad Un-Approved Faisalabad	4.004	0.000	0.000	4.004	4.004	0.000	0.000	0.000
2539	Construction of PCC Street No.3, 7 Rebani Colony and Abdul Rehman General Store, Pri Beautiparler Wali Street Hilal Road Faisalabad. Un-Approved Faisalabad	3.786	0.000	0.000	3.786	3.786	0.000	0.000	0.000
2540	Construction of PCC Street No.4,5 Shehnsha Kariana Store, Waris Pura, Faisalabad Un-Approved Faisalabad	3.468	0.000	0.000	3.468	3.468	0.000	0.000	0.000
2541	Construction of PCC Street along Al-Fateh Ground and Carpet Road Burj Bank Peoples Colony, Faisalabad Un-Approved Faisalabad	3.468	0.000	0.000	3.468	3.468	0.000	0.000	0.000
2542	Construction of PCC Streets Liaqat Gujjar Wali Hanif Chicken Mart C-Block Peoples Colony, Faisalabad Un-Approved Faisalabad	2.628	0.000	0.000	2.628	2.628	0.000	0.000	0.000
2543	Construction of PCC Street No.2 with Cross Rehman Town, Faisalabad Un-Approved Faisalabad	2.526	0.000	0.000	2.526	2.526	0.000	0.000	0.000
2544	Construction of PCC in different Streets with crossin bilal Nagar/Ghoas Nagar, Faisalabad Un-Approved Faisalabad	2.500	0.000	0.000	2.500	2.500	0.000	0.000	0.000

LG&CD

(Million Rs.)

GS No	Scheme Information Approval Date / Location	Est. Cost	Accum. Exp June,16	Provision for 2016-17			MTDF Projections		Throw fwd Beyond June, 2019
				Cap	Rev	G. Total (Cap+Rev)	2017-18	2018-19	
1	2	3	4	5	6	7	8	9	10
2545	Construction of PCC in different Streets with cross in Yasir Town and Ibn-e-Mariyam colony, Faisalabad Un-Approved Faisalabad	2.500	0.000	0.000	2.500	2.500	0.000	0.000	0.000
2546	Construction of PCC in different Streets with cross in Mohalla Rassopura St.No.8 with Cross, Faisalabad Un-Approved Faisalabad	2.500	0.000	0.000	2.500	2.500	0.000	0.000	0.000
2547	Construction of PCC Street No.9, New Haseeb Shaheed Colony, Faisalabad Un-Approved Faisalabad	2.492	0.000	0.000	2.492	2.492	0.000	0.000	0.000
2548	Construction of PCC in different Streets with cross behind Al-Aziz Hotel, Faisalabad Un-Approved Faisalabad	2.000	0.000	0.000	2.000	2.000	0.000	0.000	0.000
2549	Construction of PCC in different Streets cross with Dagravan Road, Faisalabad Un-Approved Faisalabad	2.000	0.000	0.000	2.000	2.000	0.000	0.000	0.000
2550	Construction of PCC different Street Satellite Town, Faisalabad Un-Approved Faisalabad	1.938	0.000	0.000	1.938	1.938	0.000	0.000	0.000
2551	Construction of PCC Street Combin Eith Shahzad Colony and Younis Town, Faisalabad. Un-Approved Faisalabad	1.705	0.000	0.000	1.705	1.705	0.000	0.000	0.000
2552	Construction of PCC Link Back Side Passport Road, Faisalabad Un-Approved Faisalabad	1.444	0.000	0.000	1.444	1.444	0.000	0.000	0.000
2553	Development Scheme for Jhang City (Phase-1), District Jhang Un-Approved Jhang	30.000	0.000	0.000	27.000	27.000	3.000	0.000	0.000
2554	Development Scheme for Jhang City (Phase-2), District Jhang. Un-Approved Jhang	30.000	0.000	0.000	27.000	27.000	3.000	0.000	0.000
2555	Construction of Road from Mouza Jusa to Chak No. 774/GB (L=3.90 km) District Toba Tek Singh Un-Approved Toba Tek Singh	25.000	0.000	0.000	25.000	25.000	0.000	0.000	0.000
2556	Construction of Drains and Brick Pavement / Resoling Mouza Jusa & Mouza Kochlamba, District Toba Tek Singh Un-Approved Toba Tek Singh	2.200	0.000	0.000	2.200	2.200	0.000	0.000	0.000
2557	Schemes for Development of Village Eminabad (PP-98) Gujranwala Un-Approved Gujranwala	250.000	0.000	0.000	80.000	80.000	170.000	0.000	0.000
2558	Establishment of Ladies & Childern Park (NA-95) Gujranwala Un-Approved Gujranwala	20.000	0.000	0.000	20.000	20.000	0.000	0.000	0.000
2559	Establishment of Playground at Mouza Basgrianwala Tehsil Kharian Gujrat (PP-113) Un-Approved Gujrat	30.835	0.000	0.000	15.000	15.000	15.835	0.000	0.000

LG&CD

(Million Rs.)

GS No	Scheme Information Approval Date / Location	Est. Cost	Accum. Exp June,16	Provision for 2016-17			MTDF Projections		Throw fwd Beyond June, 2019
				Cap	Rev	G. Total (Cap+Rev)	2017-18	2018-19	
1	2	3	4	5	6	7	8	9	10
2560	Filling up of Pond, Restoration of Sewerage System of Nawan Pind Akbarabad Tehsil and District Sialkot (NA-111) Un-Approved Sialkot	94.100	0.000	0.000	40.000	40.000	54.100	0.000	0.000
2561	Construction of Children Learning Center & Park, Narowal City (NA-117) Un-Approved Narowal	100.000	0.000	0.000	23.000	23.000	77.000	0.000	0.000
2562	Construction of Boundary Wall of graveyard of Village Gumtala, District Narowal Un-Approved Narowal , Shakargarh	2.500	0.000	0.000	2.500	2.500	0.000	0.000	0.000
2563	Preservation and Restoration of Lahore Fort Un-Approved Lahore	812.965	0.000	0.000	50.000	50.000	350.000	412.965	0.000
2564	Programme for Results Operation Punjab Jobs and Competitiveness (Buillding Sanction Permits) Un-Approved Lahore	250.000	0.000	0.000	50.000	50.000	100.000	100.000	0.000
2565	Construction of Boundary Wall of Graveyard of Dav Kalan, District Lahore. Un-Approved Lahore	2.500	0.000	0.000	2.500	2.500	0.000	0.000	0.000
2566	Construction of Boundary wall of Graveyard of Jodho Dheer, District Lahore. Un-Approved Lahore	2.500	0.000	0.000	2.500	2.500	0.000	0.000	0.000
2567	Construction of Boundary Wall of Graveyard of Roranwala, District Lahore. Un-Approved Lahore	2.500	0.000	0.000	2.500	2.500	0.000	0.000	0.000
2568	Construction of Boundary Wall of Graveyard of Kalu Wali Haweli, District Lahore. Un-Approved Lahore	2.500	0.000	0.000	2.500	2.500	0.000	0.000	0.000
2569	Construction of Boundary wall of Graveyard of Graveyard Burj, District Lahore. Un-Approved Lahore	2.500	0.000	0.000	2.500	2.500	0.000	0.000	0.000
2570	Construction of Vented Causeway, Mouza Jhang Khokhran UC Domeli, District Jhelum Un-Approved Jhelum	21.000	0.000	0.000	2.500	2.500	18.500	0.000	0.000
2571	Construction of Boundary wall of Graveyard of Tatley, District Lahore. Un-Approved Lahore	1.976	0.000	0.000	1.976	1.976	0.000	0.000	0.000
2572	Construction of Boundary wall of Graveyard of jathole, District Lahore. Un-Approved Lahore	1.904	0.000	0.000	1.904	1.904	0.000	0.000	0.000
2573	Construction of Boundary Wall of Graveyard of Asif Town No.II, District Lahore. Un-Approved Lahore	1.810	0.000	0.000	1.810	1.810	0.000	0.000	0.000
2574	Construction of Boundary wall of Graveyard of Halloki Sadhoki, District Lahore. Un-Approved Lahore	1.710	0.000	0.000	1.710	1.710	0.000	0.000	0.000

LG&CD

(Million Rs.)

GS No	Scheme Information Approval Date / Location	Est. Cost	Accum. Exp June,16	Provision for 2016-17			MTDF Projections		Throw fwd Beyond June, 2019
				Cap	Rev	G. Total (Cap+Rev)	2017-18	2018-19	
1	2	3	4	5	6	7	8	9	10
2575	Construction of Boundary wall of Graveyard of Halloki, District Lahore. Un-Approved Lahore	1.710	0.000	0.000	1.710	1.710	0.000	0.000	0.000
2576	Construction of Boundary wall of Graveyard of Qureshi Wala, District Lahore. Un-Approved Lahore	1.671	0.000	0.000	1.671	1.671	0.000	0.000	0.000
2577	Construction of Boundary wall of Graveyard of Mulkhoki, District Lahore Un-Approved Lahore	1.671	0.000	0.000	1.671	1.671	0.000	0.000	0.000
2578	Construction of Boundary wall of Graveyard of Karbath, District Lahore. Un-Approved Lahore	1.643	0.000	0.000	1.643	1.643	0.000	0.000	0.000
2579	Construction of Boundary Wall of Graveyard of Basti Shah Usman Raraich, District Lahore. Un-Approved Lahore	1.555	0.000	0.000	1.555	1.555	0.000	0.000	0.000
2580	Construction of Boundary Wall of Graveyard of Christian Jia Baga Lahore Un-Approved Lahore	1.359	0.000	0.000	1.359	1.359	0.000	0.000	0.000
2581	Construction of Boundary Wall of Graveyard of Kamahan, District Lahore. Un-Approved Lahore	1.347	0.000	0.000	1.347	1.347	0.000	0.000	0.000
2582	Construction of Boundary wall of Graveyard of Chak Asu, District Lahore. Un-Approved Lahore	1.000	0.000	0.000	1.000	1.000	0.000	0.000	0.000
2583	Construction of Boundary wall of Graveyard of Youhna Abad, District Lahore. Un-Approved Lahore	0.814	0.000	0.000	0.814	0.814	0.000	0.000	0.000
2584	Construction of Boundary wall of Graveyard of Christians Ghanakar Village, District Lahore. Un-Approved Lahore	1.000	0.000	0.000	1.000	1.000	0.000	0.000	0.000
2585	Construction of boundary wall graveyard, Bholay Shah, District Un-Approved Sheikhpura	2.500	0.000	0.000	2.500	2.500	0.000	0.000	0.000
2586	Construction of Drains, PCC & boundary wall around the graveyard at Natho Kot District Sheikhpura Un-Approved Sheikhpura	1.000	0.000	0.000	1.000	1.000	0.000	0.000	0.000
2587	Beautification of Muridkay City and underpasses / G.T road Muridkay city portion (alongwith provisional of horticulture, tuff tiles, sitting areas, parking areas, installation of benches, monument fountains and removal of encroachments etc, District Sheik Un-Approved Sheikhpura	200.000	0.000	0.000	30.000	30.000	170.000	0.000	0.000
2588	Construction of Quran Mehal at Sangla Hill City District Nankana Sahib Un-Approved Nankana Sahib	9.213	0.000	0.000	9.213	9.213	0.000	0.000	0.000
2589	Establishment of Community Centre in Pattoki, District Kasur Un-Approved Kasur	33.715	0.000	0.000	15.000	15.000	18.715	0.000	0.000

LG&CD

(Million Rs.)

GS No	Scheme Information Approval Date / Location	Est. Cost	Accum. Exp June,16	Provision for 2016-17			MTDF Projections		Throw fwd Beyond June, 2019
				Cap	Rev	G. Total (Cap+Rev)	2017-18	2018-19	
1	2	3	4	5	6	7	8	9	10
2590	Construction of Boundary Wall at Village Badur Pur Rai wala, Tehsil & District, Kasur Un-Approved Kasur	2.500	0.000	0.000	2.500	2.500	0.000	0.000	0.000
2591	Construction of Boundary Wall at Village Chatian Wala, Tehsil & District, Kasur Un-Approved Kasur	2.500	0.000	0.000	2.500	2.500	0.000	0.000	0.000
2592	Upgradation of Fazal Park Khanewal Un-Approved Khanewal	60.000	0.000	0.000	20.000	20.000	40.000	0.000	0.000
2593	Establishment of park in Chowk Azam District Layyah. Un-Approved Layyah	89.564	0.000	0.000	25.000	25.000	64.560	0.000	0.000
2594	Renovation / improvement of parks in Khanpur City, R.Y.Khan Un-Approved Rahim Yar Khan	15.000	0.000	0.000	15.000	15.000	0.000	0.000	0.000
2595	Improvement of Condition of Public Graveyards in Punjab Un-Approved Punjab	500.000	0.000	0.000	160.958	160.958	339.042	0.000	0.000
2596	Punjab Municipal Services Improvement Project Phase-II Un-Approved Punjab	4,290.000	0.000	0.000	30.000	30.000	120.000	0.000	0.000
2597	Construction of Union Council office buildings in Punjab Un-Approved Punjab	500.000	0.000	0.000	150.000	150.000	350.000	0.000	0.000
2598	Model Graveyard - Shehr -e- Khamoshan in Punjab Un-Approved Lahore, Rawalpindi, Multan, Faisalabad.	500.000	0.000	0.000	200.000	200.000	300.000	0.000	0.000
2599	Punjab Intermediate Cities Improvement Investment Programme Un-Approved Sialkot, Sahiwal	10,000.000	0.000	0.000	100.000	100.000	2,400.000	7,500.000	0.000
Sub-Total: Regular		18,425.127	0.000	0.000	1,513.000	1,513.000	4,759.158	8,012.965	0.000
Total: NEW SCHEMES		18,425.127	0.000	0.000	1,513.000	1,513.000	4,759.158	8,012.965	0.000
Total: ADP		34,410.099	9,335.958	0.000	4,500.000	4,500.000	6,915.160	9,012.965	0.000
Grand Total		34,410.099	9,335.958	0.000	4,500.000	4,500.000	6,915.160	9,012.965	0.000

ROADS

VISION

The vision for Punjab's road sector aims at upgrading, augmenting and maintaining a modern road network in the province under most cost-effective, optimal and efficient development and management regimes.

POLICY

The provincial government envisions construction of a high quality infrastructure as planning, constructing and maintaining road network in public sector under need driven and cost effective regimes aiming at providing best possible means of communication to the general public. Public sector construction projects are well recognized to generate maximum employment opportunities and contribute toward enhancing economic growth. Its multiple effects on the economy are demonstrated through the wide ranging impacts of the construction activities in (a): generating industrial production, (b): developing small and medium enterprises, (c) creating self-employment market place, and (d): promoting business commerce and trade activities. The Punjab Government is also planning for the construction of circumferential roads in the big cities to reduce traffic stress on metropolitan roads.

OBJECTIVES

Sectoral priorities identified for Punjab's road sector are as follows:-

- Preparing an Assets Management Plan for the provincial road sector and undertaking planned rehabilitation of roads that have outlived their design life.
- Construction of missing road links.
- Developing province-wide secondary arteries (covering north-south and east-west corridors) linking national motorways / trade corridors to foster economic opportunities via meeting expanding domestic and international travel and trade demands.
- Improving average road densities to achieve optimal traffic density levels in consonance with increasing transportation requirements and targeted economic growth in the province.

- Implementing initiatives to improve road safety and axle-load conditions to achieve substantial reduction in road accidents and avert premature road distress.

STRATEGIC INTERVENTIONS

- Connectivity of strategic assets (e.g. Power plants, QAAP etc) with provincial and national road networks
- Undertaking widening / improvement of existing roads to 20 ft / 24 ft width for roads with traffic densities exceeding 800 vehicles per day (VPD), targeting to achieve full coverage by year 2016-17.
- Dualization of main arteries with 8,000 vehicles per day (VPD)
- Improvement of existing roads geometry.
- Undertaking improvements in road design and specifications.
- Development, rehabilitation and up-gradation of urban road network in mega cities.
- Undertaking new bypasses, underpasses and overhead bridges / Flyovers to streamline smooth flow of traffic on congested routes.
- Undertaking the circumferential/ring roads in the big cities to reduce traffic stress on metropolitan roads.
- Encouraging the execution of mega projects on PPP/BOT mode.
- Rehabilitation of Farm to Market road network.
- Capacity building of C & W Department

ACHEIVEMENTS OF FINANCIAL YEAR 2015-16

- Completion of Khadam-e-Punjab Rural Roads program. Phase I of KPRRP has been completed with construction of 251 roads of 2022 KM length and in Phase II, 154 roads have been completed with 1570 KM length.
- Rehabilitation works of all damaged roads during flood 2014.
- Improvement / Rehabilitation of existing Multan road, Lahore from Thokar Niaz Baig to Scheme more, Lahore with an amount of Rs. 2136 million.
- W/I of Pattoki to Kanganpur road, Length 54.80 Km, District Kasur with an amount of Rs. 982.00 million.
- W/I of Okara Marripattan Road, Okara costing Rs. 869.00 million.

- Construction / Widening of road from Lahore Ferozepur at Kahna to Raiwind road along both sides of Butcher Kahna Distributory, Lahore with a cost of Rs. 846.00 million
- W/I of road from 18-Hazari to Fatehpur Length 57.00 Km (Section Km No. 0.00 to 31.00, Length 31.00 Km, District Jhang/ Layyah with a cost of Rs. 790.00 million.
- Rehab/Imp of Sundar-Raiwind road Lahore with an amount of Rs. 696.00 million.
- Rehab/Imp of Manga-Raiwind road, Lahore with an amount of Rs. 670.00 million.
- W/I of Rangpur - Chowk Munda - Daira Din Pannah to Taunsa More, Length 72.50 Kms, District M/Garh with a cost of Rs. 656.00 million.
- W/I of Kahuta Karot road via Khalool District Rawalpindi with a cost of Rs. 565.00 million.

NEW INITIATIVES

- Khadam-e-Punjab Rural Roads Programme (KPRRP) Rehabilitation & Widening of (Rural) Roads in Punjab (Phase-III & IV) with an amount of Rs. 27.000 Billion.

TARGETS FOR FINANCIAL YEAR 2016-17

During FY 2016-17, an amount of Rs.79,000 million is being allocated for the Road Sector. The total number of on-going schemes in the FY 2016-17 is 718 out of which the roads sector intends to complete 622 ongoing schemes. Major Targets for FY 2016-17 are as follows:

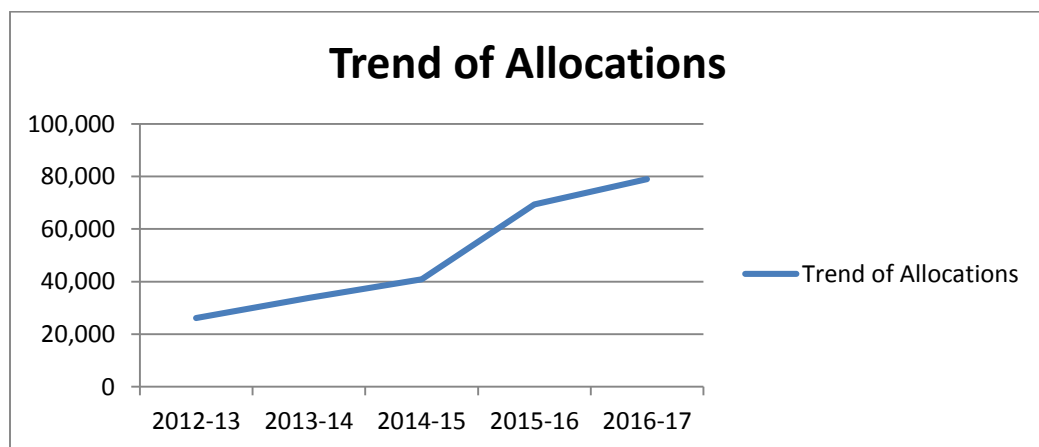
- Completion of:
 - Schemes pertaining to Khadam-e-Punjab Rural roads Program Phase-III and Phase IV.
- Up-gradation of road research and material testing institute and building research stations
- Construction of:
 - Access Road from Lahore – Sheikhpura – Faisalabad Road to Bhikhi Power Plant
 - Metalled road from Sheikhpura Interchange (M-2) to QAAP along Motorway of length 3.90 Km

- Road from Mian Wala Ghat (Jamber – Chunian Road) to Balloki Power Plant and Qadirabad Power Plant of length 6.00 Km
- Metalled road from Chichoki Malian Railway crossing to QAAP near Bamban Kalan of length 3.30 Km.
- Improvement / Rehabilitation of:
 - Road from Pattoki to Kanganpur of length 54.80 Km
 - Rawalpindi Murree Kashmir Road from Lower topa to Kohala of length 32 Km

TREND OF ALLOCATIONS

Rs. in Million

Sr. No.	Year	Allocation
1.	2012-13	26,193
2.	2013-14	33,837
3.	2014-15	40,837
4.	2015-16	69,400
5.	2016-17	79,000



**MTDF 2016-19
Roads: Summary
Development Programme 2016-17**

(Million Rs.)

Sub-Sector	Capital	Revenue	Total	F. Aid	Total
Ongoing Schemes					
Regular	38,204.997	0.000	38,204.997	1,800.000	40,004.997
KPPRP	0.000	0.000	0.000	0.000	0.000
Total	38,204.997	0.000	38,204.997	1,800.000	40,004.997
New Schemes					
Regular	11984.270	10.733	11,995.003	0.000	11,995.003
KPPRP-III	20,000.000	0.000	20,000.000	0.000	20,000.000
KPPRP-IV	7,000.000	0.000	7,000.000	0.000	7,000.000
Total	38,984.270	10.733	38,995.003	0.000	38,995.003
Total (ongoing+new)	77,189.267	10.733	77,200.000	1,800.000	79,000.000

Development Program 2017-18

Ongoing Schemes					
Regular	44,917.000	0.000	46,704.000	1,800.000	44,917.000
KPPRP	8,000.000	0.000	8,000.000	0.000	8,000.000
Total	52,917.000	0.000	54,704.000	1,800.000	52,917.000
New Schemes					
KPPRP	30000.000	0.000	30000.000	0.000	30000.000
Regular	3,000.000	0.000	3,000.000	0.000	3,000.000
Total	33,000.000	0.000	33,000.000	0.000	33,000.000
Total (ongoing+new)	85,917.000	0.000	87,704.000	1,800.000	85,917.000

Development Program 2018-19

Ongoing Schemes					
Regular	40,141.000	0.000	41,907.000	0.000	41,907.000
KPPRP	30,000.000	0.000	30,000.000	0.000	30,000.000
Total	70,141.000	0.000	71,907.000	0.000	71,907.000
New Schemes					
KPPRP	15,000.000	0.000	15,000.000	0.000	15,000.000
Regular	3,000.000	0.000	3,000.000	0.000	3,000.000
Total	18,000.000	0.000	18,000.000	0.000	18,000.000
Total (ongoing+new)	88,141.000	0.000	89,907.000	0.000	89,907.000
MTDF 2016-19: Grand Total					254,824.000

ROADS: SUMMARY

(Million Rs.)

Type / Sub Sector	No. of Schemes	Provision for 2016-17				Projection for 2017-18	Projection for 2018-19
		Capital	Revenue	Foreign Aid	G. Total (Cap+Rev)		
<u>ON-GOING SCHEMES</u>							
Regular	720	38,204.997	0.000	1,800.000	40,004.997	30,716.942	26,104.998
Total: ON-GOING SCHEMES	720	38,204.997	0.000	1,800.000	40,004.997	30,716.942	26,104.998
<u>NEW SCHEMES</u>							
Regular	456	11,984.270	10.733	0.000	11,995.003	18,232.151	16,877.643
KPRRP	1	27,000.000	0.000	0.000	27,000.000	0.000	0.000
Total: NEW SCHEMES	457	38,984.270	10.733	0.000	38,995.003	18,232.151	16,877.643
Total: ADP	1,177	77,189.267	10.733	1,800.000	79,000.000	48,949.093	42,982.641
Grand Total	1,177	77,189.267	10.733	1,800.000	79,000.000	48,949.093	42,982.641

ROADS

(Million Rs.)

GS No	Scheme Information Approval Date / Location	Est. Cost	Accum. Exp June,16	Provision for 2016-17			MTDF Projections		Throw fwd Beyond June, 2019
				Cap	Rev	G. Total (Cap+Rev)	2017-18	2018-19	
1	2	3	4	5	6	7	8	9	10

ON-GOING SCHEMES

Regular

2600	Construction of road from Government house to children park (length 880 ft), Murree Approved Rawalpindi , Murree	5.206	4.206	1.000	0.000	1.000	0.000	0.000	0.000
2601	Augmentation of Mechanized Unit for snow Clearance Murree Hills, Rawalpindi (Purchase of Snow Clearance Machines) Approved Rawalpindi , Murree	187.309	186.309	1.000	0.000	1.000	0.000	0.000	0.000
2602	Treatment of Dewal Land Slide on Rawalpindi - Murree - Kashmir road in Km = 86. (Upper & Lower Dewal) 5-1-2016 Rawalpindi , Murree	221.831	62.831	159.000	0.000	159.000	0.000	0.000	0.000
2603	Restoration of Land Slide at Jhika Gali Murree (Slop Stabilization / Road Improvement Measures) 23-01-15 Rawalpindi , Murree	1,181.657	1,069.657	112.000	0.000	112.000	0.000	0.000	0.000
2604	Rehabilitation of road from Bansra Gali to Lawrance collage to Jhika Gali, L- 9.35 kms 03-03-14 Rawalpindi , Murree	407.927	305.927	102.000	0.000	102.000	0.000	0.000	0.000
2605	Construction of Pedestrian overhead bridge from Old District Court Premises to new Judicial Complex. 15-03-16 Rawalpindi	89.789	74.789	15.000	0.000	15.000	0.000	0.000	0.000
2606	PC-II for Design and Construction Supervision of remedial measures for Dewal landslide on Rawalpindi-Murree-Kashmir (R.M.K) Road. 02-10-14 Rawalpindi	53.466	52.466	1.000	0.000	1.000	0.000	0.000	0.000
2607	Construction of Flyover from Sarwar Shaheed College to Gulliyana More Approved Rawalpindi	2,538.000	13.000	50.000	0.000	50.000	1,237.500	1,237.500	0.000
2608	Widening / Improvement of road from Kotli Sattian milad Chowk to Bhan, L= 8.43 KM Tehsil Kotli Sattian Approved Rawalpindi	96.764	19.764	77.000	0.000	77.000	0.000	0.000	0.000
2609	Provision of funds for Flood / Rain affected roads in Tehsil Murree & Kotli Sattian, District Rawalpindi Approved Rawalpindi	144.310	0.100	144.210	0.000	144.210	0.000	0.000	0.000
2610	Construction of road Kahuti to Kulyari, Length 31.00 Km. Approved Rawalpindi	364.111	30.111	50.000	0.000	50.000	143.000	141.000	0.000
2611	Rehabilitation of road Lehtrar - Burj via Biaga, Length 19.60 Km. Approved Rawalpindi	220.605	44.605	176.000	0.000	176.000	0.000	0.000	0.000
2612	Rehabilitation of road Gulera Gali - Dhanda - Chajjana road, Length 10 Km. 03-11-15 Rawalpindi , Murree	165.829	14.829	151.000	0.000	151.000	0.000	0.000	0.000
2613	Rehabilitation of road Kotli to Gulera Gali via Bhan, Length 20.60 Km. (Section Km No. 0.00 to 8 = 8 Km), Tehsil Kotli Sattian. Approved Rawalpindi	78.809	9.809	69.000	0.000	69.000	0.000	0.000	0.000

ROADS

(Million Rs.)

GS No	Scheme Information Approval Date / Location	Est. Cost	Accum. Exp June,16	Provision for 2016-17			MTDF Projections		Throw fwd Beyond June, 2019
				Cap	Rev	G. Total (Cap+Rev)	2017-18	2018-19	
1	2	3	4	5	6	7	8	9	10
2614	Widening / Improvement of main Lehtrar Kotli - Kuliari road Approved Rawalpindi	573.636	14.636	140.000	0.000	140.000	211.000	208.000	0.000
2615	Construction of Thoon to Plai Road, Tehsil Kotli Sattian, Phase-I (Km 0 to 2), Length 2.00 Km. Approved Rawalpindi	41.753	9.753	32.000	0.000	32.000	0.000	0.000	0.000
2616	Widening/improvement of Mariam School Road to Phalina via Kamili Sadiq i/e Mukk village UC Darkali, Tehsil Kallar Syedan, Length 6 Km. Approved Rawalpindi	24.987	14.987	10.000	0.000	10.000	0.000	0.000	0.000
2617	Widening/improvement of road sagri more kallar syedan, mohra kho wala via arazi UC Sagri Length 8.60 km Rawalpindi Approved Rawalpindi	34.312	15.312	19.000	0.000	19.000	0.000	0.000	0.000
2618	Improvement of road from TMA office Kallar Syedan to Paikan (Thana Road) UC Kallar Syedan, Tehsil Kallar Syedan, Length 5.00 Km Approved Rawalpindi	28.253	15.253	13.000	0.000	13.000	0.000	0.000	0.000
2619	Improvement of road from Sardar Market to Daducha (Section 0 to 6 km upto Bharwana) UC Mughal Lench 6 km, Rawalpindi (including construction of bridge). Approved Rawalpindi	85.463	20.463	65.000	0.000	65.000	0.000	0.000	0.000
2620	Improvement of Sood Gangal road to Kalri UC Lodhra length 2.90 km, Rawalpindi Approved Rawalpindi	4.701	0.100	4.601	0.000	4.601	0.000	0.000	0.000
2621	Widening / Improvement / Rehabilitation of Kahuta - Panjar - Azad Pattan road, Length 31.00 Km Approved Rawalpindi	931.552	75.000	120.552	0.000	120.552	368.000	368.000	0.000
2622	Construction of Bridge at Bastal More Mouza Sanyo at Karang Nullah, Tehsil Murree, District Rawalpindi. 28-12-15 Rawalpindi , Murree	26.204	5.204	21.000	0.000	21.000	0.000	0.000	0.000
2623	Rehabilitation of road from Lower Topa (Danna) to Gulehra Gali to Patriata Top, Length 17.00 Kms. 10-12-14 Rawalpindi , Murree	271.631	157.631	114.000	0.000	114.000	0.000	0.000	0.000
2624	W/I of Chakri Adda Harnian wala via Bilawal road i/c bridge over Sill River, Length 20 Kms, Tehsil Rawalpindi. Approved Rawalpindi	573.674	278.674	100.000	0.000	100.000	100.000	95.000	0.000
2625	Construction of road from Seela Sayydan - Kotli Road via Bheer Gala, Length 31.60 Kms. Approved Rawalpindi	272.652	79.652	193.000	0.000	193.000	0.000	0.000	0.000
2626	Widening / Improvement of Road from Chakri to Kambrial via Dhadhember and Ganda Kass, Length 15.58 Kms. Approved Rawalpindi	430.158	200.158	150.000	0.000	150.000	80.000	0.000	0.000
2627	Rehabilitation of road from Ailot to Sihanna via Potha, Tehsil Murree (Length=6.80 km) 19-01-16 Rawalpindi , Murree	40.772	21.772	19.000	0.000	19.000	0.000	0.000	0.000

ROADS

(Million Rs.)

GS No	Scheme Information Approval Date / Location	Est. Cost	Accum. Exp June,16	Provision for 2016-17			MTDF Projections		Throw fwd Beyond June, 2019
				Cap	Rev	G. Total (Cap+Rev)	2017-18	2018-19	
1	2	3	4	5	6	7	8	9	10
2628	Widening / Rehabilitation of Bajrana Chakri Road L = 11.60 Km Tehsil Gujar Khan. Approved Rawalpindi	183.427	55.427	128.000	0.000	128.000	0.000	0.000	0.000
2629	Widening / Rehabilitation of Road from Nai Khan Gah to Missa Kaswal L = 10.00 Km Tehsil Gujar Khan. Approved Rawalpindi	143.078	55.078	88.000	0.000	88.000	0.000	0.000	0.000
2630	W/I of Jorian Chakri road i/c missing link Kachi Jourian to Chountra, Length 22.20 km,Rawalpindi. Approved Rawalpindi	261.236	257.142	4.094	0.000	4.094	0.000	0.000	0.000
2631	Rehabilitation of road from Rati Gali to Ban i/c link road to Lower Kotli, Length 4.75 Kms, Tehsil Murree. 12-06-15 Rawalpindi , Murree	83.206	54.206	29.000	0.000	29.000	0.000	0.000	0.000
2632	W/I of existing road from Kahuta to Lehtrar link road via Sang, Tehsil Kahuta, Length 17 Kms. Approved Rawalpindi	266.754	75.754	191.000	0.000	191.000	0.000	0.000	0.000
2633	Widening & Rehabilitation of Sarwar Shaheed Nishan-e-Haider to Ghousia Chowk Bhatta Length 17.37 Kms, Tehsil Gujar Khan Approved Rawalpindi	231.282	136.282	95.000	0.000	95.000	0.000	0.000	0.000
2634	Rehabilitation of road from Kaseri to Sui via Bheegran and Gohi, Tehsil Murree (Length=9.50) 19-01-16 Rawalpindi , Murree	93.993	61.993	32.000	0.000	32.000	0.000	0.000	0.000
2635	Rehabilitation / Improvement of road Lower Topa to Phaphrill to Sain Length=11 km 19-01-16 Rawalpindi , Murree	99.619	39.619	60.000	0.000	60.000	0.000	0.000	0.000
2636	Construction (Widening) of road from Narrar road to Sorr, Tehsil Kahuta, Length 10.55 Km. Approved Rawalpindi	183.740	49.740	134.000	0.000	134.000	0.000	0.000	0.000
2637	Rehabilitation / Construction (Widening) of road from Nara to Doberan Kallan via Lehri, Tehsil Kahuta, Length 15.06 Km. Approved Rawalpindi	154.158	52.158	102.000	0.000	102.000	0.000	0.000	0.000
2638	Construction of road from Gulehra Gali to Mori via San and Bhamrot Syedan, Length 15.43 Tehsil Murree. 17-11-15 Rawalpindi , Murree	191.372	42.372	149.000	0.000	149.000	0.000	0.000	0.000
2639	Rehabilitation / Construction of road Numb to Pilli Road (Main Murree Road via Numb to Pilli) Length=5 Km. 19-01-16 Rawalpindi , Murree	53.364	40.364	13.000	0.000	13.000	0.000	0.000	0.000
2640	Rehabilitation / Construction of Road from Ochha to Mohra Sharif Road via Kaya, Tehsil Murree (Length 11.6 km). 19-01-16 Rawalpindi , Murree	62.584	37.584	25.000	0.000	25.000	0.000	0.000	0.000
2641	Rehabilitation of road from Chitta More Dhar Jawa road i/c Link road length=7.25 km 19-01-16 Rawalpindi , Murree	72.869	19.869	53.000	0.000	53.000	0.000	0.000	0.000
2642	Rehabilitation of road from Barrain to Masoot length=4 km 19-01-16 Rawalpindi , Murree	41.973	28.973	13.000	0.000	13.000	0.000	0.000	0.000

ROADS

(Million Rs.)

GS No	Scheme Information Approval Date / Location	Est. Cost	Accum. Exp June,16	Provision for 2016-17			MTDF Projections		Throw fwd Beyond June, 2019
				Cap	Rev	G. Total (Cap+Rev)	2017-18	2018-19	
1	2	3	4	5	6	7	8	9	10
2643	Rehabilitation / Construction of road from Gulehra Gali to Bher Gran, Tehsil Murree, District Rawalpindi Length=7.5 km 19-01-16 Rawalpindi , Murree	71.596	59.596	12.000	0.000	12.000	0.000	0.000	0.000
2644	Rehabilitation of road from Bahak Gali to Soon road length 7.29 km. 19-01-16 Rawalpindi , Murree	65.883	48.883	17.000	0.000	17.000	0.000	0.000	0.000
2645	Rehabilitation / construction of road Chrapani to Sanio via Nand kot L=8.84 km. 19-01-16 Rawalpindi , Murree	81.742	59.742	22.000	0.000	22.000	0.000	0.000	0.000
2646	Improvement of street light system on four roads in Murree Approved Rawalpindi	53.363	25.363	28.000	0.000	28.000	0.000	0.000	0.000
2647	W/I of road from Chowk Pindori to Beor via Nara Tehsil Kahuta Length = 26.60 Kms. 13-09-11 Rawalpindi , Kahuta	241.731	232.731	9.000	0.000	9.000	0.000	0.000	0.000
2648	Dualization of THAT road from Jahanian Chowk to Hattian via Motorway Interchange, L=17.6 Km. 5-1-2016 Attock , Hazro	735.362	635.362	100.000	0.000	100.000	0.000	0.000	0.000
2649	Construction of dual carriageway from Teen Meela to Sanjwal, Length 4.50 Km. 02-12-15 Attock	315.198	60.198	255.000	0.000	255.000	0.000	0.000	0.000
2650	Construction of road in village Chappar Sharif 1.5 km, District Attock Approved Attock	19.768	0.100	19.668	0.000	19.668	0.000	0.000	0.000
2651	Dulaization of THAT road from F-6 RF, Kamra to Kamra Chowk, Length 3.32 Km 28-12-15 Attock	190.144	80.000	110.144	0.000	110.144	0.000	0.000	0.000
2652	Widening / Improvement of road from Jand to Pindi Gheb via Dhoke Lahm Tehsils Jand & Pindi Gheb, Length 30.5 Km. 27-03-14 Attock , Jand , Pindigheb	426.000	282.000	144.000	0.000	144.000	0.000	0.000	0.000
2653	Dualization and Improvement of road from Sessions Chowk to Govt. Polytechnic Institute Attock City, Length 2.60 Km. Approved Attock	178.683	154.683	24.000	0.000	24.000	0.000	0.000	0.000
2654	Widening / Improvement of Jand Trap road Tehsil Jand Length 47 Kms 15-04-15 Attock , Jand	625.928	428.928	197.000	0.000	197.000	0.000	0.000	0.000
2655	Widening / Improvement of roads Ikhlas to Maluwali Road (Section Jand More to Maluwali), Length 18.50 Kms. Approved Attock , Jand , Pindi Gheb	190.983	119.983	71.000	0.000	71.000	0.000	0.000	0.000
2656	Construction of road Jaba Moor to Jhamat Malhuwali Road via amratti i/c Jhamat Khunda Link road, Length 13.75 Km. Approved Attock , Jand	158.407	128.407	30.000	0.000	30.000	0.000	0.000	0.000

ROADS

(Million Rs.)

GS No	Scheme Information Approval Date / Location	Est. Cost	Accum. Exp June,16	Provision for 2016-17			MTDF Projections		Throw fwd Beyond June, 2019
				Cap	Rev	G. Total (Cap+Rev)	2017-18	2018-19	
1	2	3	4	5	6	7	8	9	10
2657	Construction of road from Ziarat road - Nullah Jablat to Babroki Pathar Garh, Tehsil Hassan Abdal, Length 2.00 Km. 12-01-16 Attock	105.960	59.960	46.000	0.000	46.000	0.000	0.000	0.000
2658	Widening / Improvement of road from Kallar Kahar to Choa Saiden Shah, Length 30.50 Kms. 18-12-12 Chakwal , Kallar Kahar	632.655	566.655	66.000	0.000	66.000	0.000	0.000	0.000
2659	W/I of road from Arra Rawal road (Remaining Portion) Length=8.00 km 13-10-14 Chakwal	196.082	170.082	26.000	0.000	26.000	0.000	0.000	0.000
2660	W/I of road (Remaining Portion Dewalian to Dhoke Tahlian), Length 8.00 Km i/c Construction of link from Dewalian to Thal chak, Length 5.50 Km and construction of bridge with approaches) over Bunnah Nullah on Dewalian - Segal Abad road, Length 1.13 Km, Tot 18-11-14 Chakwal , Kalar Kahar	238.685	118.685	120.000	0.000	120.000	0.000	0.000	0.000
2661	Construction of new Bhoun bypass (L= 6 K.M) District Chakwal 02-12-15 Chakwal , Kalar Kahar	192.960	64.960	128.000	0.000	128.000	0.000	0.000	0.000
2662	Rehabilitation of Road from Miani to Jhamra L= 4.30 K.M i.e. Links 1000 RFT Jhamra wasnal road Approved Chakwal	29.300	21.300	8.000	0.000	8.000	0.000	0.000	0.000
2663	Widening / Improvement of Road from Ouderwal to Nila Road Tehsil Chakwal, Length 43.00 Kms. 17-11-14 Chakwal	760.000	251.000	100.000	0.000	100.000	205.000	204.000	0.000
2664	Construction of Choa Saidan Shah Bye pass road, Length 3.75 Km. 3-3-2016 Chakwal , Choa Saiden Shah	122.607	99.607	23.000	0.000	23.000	0.000	0.000	0.000
2665	Widening / improvement of road from Tamman to Mial, Tehsil Talagang, Length 43 Km. Approved Chakwal	99.307	98.958	0.349	0.000	0.349	0.000	0.000	0.000
2666	Rehabilitation of road from Chowk Dalwal to Dalwal including Link Thoha Rajgan Road, Length 5.00 Km. 02-10-15 Chakwal , Choa Saiden Shah	33.933	9.933	24.000	0.000	24.000	0.000	0.000	0.000
2667	Widening / Improvement of road from 10 to 20 wide Ratta to Bhubbar L= 6.00 KM 15-10-15 Chakwal	69.261	15.261	54.000	0.000	54.000	0.000	0.000	0.000
2668	Widening/Improvement of road from That Road to Nakkah Rehan & Pira Jangala i/c Links Length 7.27 km Tehsil Talagang. 08-12-15 Chakwal , Talagang	31.301	10.301	21.000	0.000	21.000	0.000	0.000	0.000
2669	Construction of Bridge on rainy Nullah Kahan Jhelum P.D.Khan Road K.M 11 to 12 District Jhelum 17-10-14 Jhelum	331.654	179.654	152.000	0.000	152.000	0.000	0.000	0.000
2670	Construction of Jhelum Cantonment Bypass, Length 4.00 Km. 30-09-15 Jhelum	180.329	50.329	130.000	0.000	130.000	0.000	0.000	0.000

ROADS

(Million Rs.)

GS No	Scheme Information Approval Date / Location	Est. Cost	Accum. Exp June,16	Provision for 2016-17			MTDF Projections		Throw fwd Beyond June, 2019
				Cap	Rev	G. Total (Cap+Rev)	2017-18	2018-19	
1	2	3	4	5	6	7	8	9	10
2671	Construction of Underpass at Dina. Approved Jhelum , Dina	4.000	3.000	1.000	0.000	1.000	0.000	0.000	0.000
2672	Widening / Improvement of Misri More to Khewra via P.D. Khan, Length 52.78 Kms. 04-12-14 Jhelum , P.D.Khan	1,191.985	758.985	150.000	0.000	150.000	158.000	125.000	0.000
2673	Widening/Improvement and rehabilitation of road from Cigarette Factory to Malot Chowk, L= 6.6 km i/c road Baigpur to Bukhari Chowk, L= 13.40 km and Link Badlot, L= 1.60 km Total L=21.60 km District Jhelum 17-03-15 Jhelum	189.004	53.004	136.000	0.000	136.000	0.000	0.000	0.000
2674	Construction of Rohtas Bye pass road, Length 2.96 Km. 27-03-15 Jhelum , Dina	65.240	0.240	65.000	0.000	65.000	0.000	0.000	0.000
2675	Rahabilitation of road from Baragowa Chowk to Fore Pothi, Length 13.10 Kms. Tehsil Sohawa. 26-09-14 Jhelum , Sohawa	62.067	61.067	1.000	0.000	1.000	0.000	0.000	0.000
2676	Construction of road from Nara to Pind Savika, Length 8.00 Km. 9-3-2015 Jhelum	136.453	122.453	14.000	0.000	14.000	0.000	0.000	0.000
2677	Widening / Improvement of road from Bura Jungle to Rohtas, Length 8.00 Km. 9-3-2015 Jhelum , Dina	155.042	41.042	114.000	0.000	114.000	0.000	0.000	0.000
2678	Rehabilitation of road from Ghori chowk to Parri Skindrial via Gurh Gidriam L=7 km 12-12-14 Jhelum , Sohawa	21.464	10.464	11.000	0.000	11.000	0.000	0.000	0.000
2679	Construction / Rehabilitation of road from Mangla to Gadari, from Rawatra Sharif to Gadari, from Lehri to Dhoke Bagh, from Shekhpur to Dhoke Tamma, from Dhoke Tamma to Dhoke Sahi, from Police Station Mangla to Ladher via Afghanabad & link road BHU Pandori 08-10-15 Jhelum , Sohawa	76.048	30.048	46.000	0.000	46.000	0.000	0.000	0.000
2680	Reconstruction of road from Chakri to Nishan-e-Haider via Khalis Pur. Approved Jhelum	20.005	19.000	1.005	0.000	1.005	0.000	0.000	0.000
2681	Construction of High level bridge over river Jehlum at Langarwal Pattan, District Sargodha 28-01-16 Sargodha	2,160.000	1,187.000	200.000	0.000	200.000	385.000	388.000	0.000
2682	Repair of road from Faisalabad to Lahore road Alongwith Canal Bank Length 28.47 Km. 13-11-15 Sargodha	808.625	57.625	150.000	0.000	150.000	310.000	291.000	0.000
2683	Rehabilitation of Sargodha - Sillanwali road via Shaheenabad, Length 18.50 Km. 3-10-2014 Sargodha , Sillanwali	255.600	142.600	113.000	0.000	113.000	0.000	0.000	0.000
2684	W/I of Road from Mangni Pull at Km 141 of lahore Sargodha Bano road to Ghullapur Banglow L=15 km District Sargodha 6-10-2015 Sargodha , Kotmomin	440.954	128.954	50.000	0.000	50.000	262.000	0.000	0.000

ROADS

(Million Rs.)

GS No	Scheme Information Approval Date / Location	Est. Cost	Accum. Exp June,16	Provision for 2016-17			MTDF Projections		Throw fwd Beyond June, 2019
				Cap	Rev	G. Total (Cap+Rev)	2017-18	2018-19	
1	2	3	4	5	6	7	8	9	10
2685	W/I Construction of road from Laksian Pull at Km 130 of Lahore Sargodha Bannu Road to Lilliani via Jalal Makhdoom, Ghos Muhammad Wala Miana Khooh, Matila Chak 67/SB, Length 36.25 km 5-11-2015 Sargodha , Kotmomin	748.660	219.660	50.000	0.000	50.000	378.000	101.000	0.000
2686	Repair / Rehabilitation of Road from Sillanwali to Chak No. 58/janubi via 119 More, 126/SB, Length 39.80 km 5-11-2015 Sargodha , Sillanwali	750.184	37.500	150.684	0.000	150.684	269.000	293.000	0.000
2687	Construction of road from Kot Momin Bypass to deawal and chak 7/A along with a Link road from chak 65/SB to Chak 8/SB, Through extension i/c Motorway Flyover chak 8A/SB to Bhalwal Sargodha road a Chak No. 22/NB and a Link from bridge 7/ASB to Bhalwal, Len 26-11-15 Sargodha , Bhalwal	263.985	49.985	120.000	0.000	120.000	94.000	0.000	0.000
2688	Widening / Improvement of road from Chak mubarak Bhalwal road upto Sardar Pur Noor L=9.6 km District Sargodha 30-09-15 Sargodha , Bhalwal	154.044	56.044	98.000	0.000	98.000	0.000	0.000	0.000
2689	Construction of Road from Ghukiani to Deenpur remaining portion Approved Sargodha	6.532	0.100	6.432	0.000	6.432	0.000	0.000	0.000
2690	Construction of road Pul Kot Momina to Khan Muhammadwala remaining portion Approved Sargodha	10.316	0.100	10.216	0.000	10.216	0.000	0.000	0.000
2691	Construction of Road Rajbah Khuda Baksh to Alla Bukshwala Approved Sargodha	2.600	0.100	2.500	0.000	2.500	0.000	0.000	0.000
2692	Construction of road from Derajaat to Hathiwind Approved Sargodha	1.582	1.200	0.382	0.000	0.382	0.000	0.000	0.000
2693	Rehabilitation / Improvement / Construction of road from kotmoman bhabrah road to thathi nor via chak No.19/SB, uppi, abadal, salam, phullarwan & Thathi Noor Length 56.88 KM in District Sargodha 19-01-16 Sargodha , Bhalwal	720.840	79.840	160.000	0.000	160.000	242.000	239.000	0.000
2694	Construction of road from Chak No.33 Phatak to Kot Momin & Bhabhra, Length 18.20 Km. 5-10-2015 Sargodha , Kotmomin	183.044	30.044	153.000	0.000	153.000	0.000	0.000	0.000
2695	Rehabilitation of Main Roads of New Setlite Town around Tali Chowk I/C Main Link Road Rab Nawaz Kachela House length 3.00 KM 30-09-15 Sargodha	57.466	30.466	27.000	0.000	27.000	0.000	0.000	0.000
2696	Construction / Rehabilitation of Road from Chak No.03 to Chak No.01 Remount Depot Length 3.3 KM Approved Sargodha	15.446	0.100	15.346	0.000	15.346	0.000	0.000	0.000
2697	Construction of Road from 81/NB to Dera Firdous Berth Length 1.7 KM Approved Sargodha	8.846	0.100	8.746	0.000	8.746	0.000	0.000	0.000

ROADS

(Million Rs.)

GS No	Scheme Information Approval Date / Location	Est. Cost	Accum. Exp June,16	Provision for 2016-17			MTDF Projections		Throw fwd Beyond June, 2019
				Cap	Rev	G. Total (Cap+Rev)	2017-18	2018-19	
1	2	3	4	5	6	7	8	9	10
2698	Widening /Improvement of Jhang Sahiwal Road KM No 59.00 to 113.80 KM in District Sargodha 6-10-2015 Sargodha , Sahiwal	1,750.000	230.000	275.000	0.000	275.000	611.000	634.000	0.000
2699	Rehabilitation of Road from Chak Saida to Kalas Sharif Length 3 KM Approved Sargodha	9.803	0.100	9.703	0.000	9.703	0.000	0.000	0.000
2700	W/I of Gujrat-Sargodha road Section Bhalwal to Jhal Chakkian, Length =38.50Km 12-2-2014 Sargodha , Bhalwal	596.523	545.523	51.000	0.000	51.000	0.000	0.000	0.000
2701	Widening / improvement of road from Chowk Giroto to Giroto, Length 7.25 Kms. 18-11-14 Khushab	44.639	34.639	10.000	0.000	10.000	0.000	0.000	0.000
2702	Widening / Improvement of road from Khushab to sandral, rajar road and Ahmad Abad Motorway interchange, Length 24 Km. 13-11-15 Khushab	492.925	49.925	150.000	0.000	150.000	150.000	143.000	0.000
2703	Construction of Road from Nali to Village Chiragh Ali & Dera Jaat (Kandan & Nawaz) Nali Shumali & Janubi, Length 10.50 Km. 17-11-15 Khushab	100.673	24.673	76.000	0.000	76.000	0.000	0.000	0.000
2704	Construction of Road from Dera Badwal Primary School Khaliqabad to Jaswal Length 4 KMs, District Khushab Approved Khushab	18.714	10.000	8.714	0.000	8.714	0.000	0.000	0.000
2705	Constructon of Fatehpur to Golewali road (I/c causeways & protection work), Length 9.65 Km Reach Km No. 0.00 to 5. 26-04-14 Khushab	16.727	7.727	9.000	0.000	9.000	0.000	0.000	0.000
2706	W/I of SCTM road from Chakwal District Boundary to Mianwali km No. 176.39 to 217.84 = 41.45 km in Mianwali District. 28-01-15 Mianwali	1,696.000	1,130.000	200.000	0.000	200.000	200.000	166.000	0.000
2707	W/I of Lahore - Sargodha - Mianwali-Bannu road (Art-2) from Km No. 297.80 to 344.00 (46.20) Km including Jinnah Barrage link road (5.51 Km) Total Length 51.71 Km. 05-10-15 Mianwali	2,045.726	984.726	250.000	0.000	250.000	399.000	412.000	0.000
2708	Widening / Improvement of Sargodha-Bannu Road (Phase-II) from Kot Chandna to Dara Tang KM from KM No. 355.47 to 408.92, L= 53.45 KM District Mianwali. 05-01-16 Mianwali , Essa Khel	1,989.063	625.063	300.000	0.000	300.000	529.000	535.000	0.000
2709	Widening / Improvement of Hurnoli to Wanbichran to Musakhel, Length 49.13 Kms 10-12-2014 Mianwali , Piplan , Mianwali	545.729	525.729	20.000	0.000	20.000	0.000	0.000	0.000
2710	W/I of Lahore, Jaranwala, Faisalabad, Jhang , Bhakkar, Darya Khan (Art:3) road from Km 271.82 to 379.64 Length =107.82 Kms. 19-02-16 Bhakkar , Mankera BhakkarDarya Khan	2,116.555	1,676.555	150.000	0.000	150.000	145.000	145.000	0.000

ROADS

(Million Rs.)

GS No	Scheme Information Approval Date / Location	Est. Cost	Accum. Exp June,16	Provision for 2016-17			MTDF Projections		Throw fwd Beyond June, 2019
				Cap	Rev	G. Total (Cap+Rev)	2017-18	2018-19	
1	2	3	4	5	6	7	8	9	10
2711	Widening / Improvement of Chak No. 51/TDA to Chal No. 73/TDA Balochi, Length 14.00 Km. 28-12-15 Bhakkar	38.769	29.769	9.000	0.000	9.000	0.000	0.000	0.000
2712	Widening/Improvement of road from faisal Chowk to Darya Khan Road 05-10-15 Bhakkar	1,192.597	50.000	120.597	0.000	120.597	508.000	514.000	0.000
2713	Construction of road from Basti Bhan Umar to Basti Garah Length 4.50 KM Tehsil & District Bhakkar Approved Bhakkar	24.916	19.260	5.656	0.000	5.656	0.000	0.000	0.000
2714	Construction of road from Bharmi Charagh Shah to Awanwala Length 5.00 KM Tehsil & District Bhakkar Approved Bhakkar	27.168	19.317	7.851	0.000	7.851	0.000	0.000	0.000
2715	Construction of road from Basti Muhammad Ali Shah to Basti Muhammad Javed Length 5.000 KM Tehsil & District Bhakkar Approved Bhakkar	25.057	19.957	5.100	0.000	5.100	0.000	0.000	0.000
2716	Construction of New Roads Kallur Kot Rangpur Road to Daki Road 2 KM Approved Bhakkar	8.000	5.931	2.069	0.000	2.069	0.000	0.000	0.000
2717	Repair / Extension of Road from Haitu Road to Yarey Wala Abadi Haji Qazi, 1 KM Approved Bhakkar	4.000	3.172	0.828	0.000	0.828	0.000	0.000	0.000
2718	Hattaran wala to Azizan wala 2 KM Approved Bhakkar	8.000	6.000	2.000	0.000	2.000	0.000	0.000	0.000
2719	Rehabilitation of roads at 27, 28, 29, 30, 31, 32 ML Chaks Approved Bhakkar	10.000	8.000	2.000	0.000	2.000	0.000	0.000	0.000
2720	Construction of Road Mahloowala 1 KM to Livestock Farms Approved Bhakkar	4.000	3.000	1.000	0.000	1.000	0.000	0.000	0.000
2721	Construction of Road Kundian wala road to Shahbaz wala 1 KM Approved Bhakkar	4.000	3.500	0.500	0.000	0.500	0.000	0.000	0.000
2722	Construction of Road Kallur Kot road to Choori 1 KM Approved Bhakkar	4.000	3.300	0.700	0.000	0.700	0.000	0.000	0.000
2723	Construction of Road Rodi to Awan Wala Shumali 1 KM Approved Bhakkar	4.000	3.000	1.000	0.000	1.000	0.000	0.000	0.000
2724	Construction of Road Pakki Sarak to Naroo wala 1 KM Approved Bhakkar	4.000	3.000	1.000	0.000	1.000	0.000	0.000	0.000
2725	Construction of Road Rodi to Haq Nawaz wala 2 KM Approved Bhakkar	8.000	6.000	2.000	0.000	2.000	0.000	0.000	0.000
2726	Construction of Road Jandan wala to Awan wala, Khiroo wala 2 KM Approved Bhakkar	8.000	6.500	1.500	0.000	1.500	0.000	0.000	0.000

ROADS

(Million Rs.)

GS No	Scheme Information Approval Date / Location	Est. Cost	Accum. Exp June,16	Provision for 2016-17			MTDF Projections		Throw fwd Beyond June, 2019
				Cap	Rev	G. Total (Cap+Rev)	2017-18	2018-19	
1	2	3	4	5	6	7	8	9	10
2727	Construction of Road Ali Khel to Shaheedan 2 KM Approved Bhakkar	8.000	6.000	2.000	0.000	2.000	0.000	0.000	0.000
2728	Construction of Road Basti Mai Roshan to Akra 1 KM Approved Bhakkar	4.000	3.000	1.000	0.000	1.000	0.000	0.000	0.000
2729	Construction of Road Ravi Changran Wala Road to Ranabad 1 KM Approved Bhakkar	4.000	3.000	1.000	0.000	1.000	0.000	0.000	0.000
2730	Construction of Road Mangoo Mai Roshan road to Changran wala 1.5 KM Approved Bhakkar	6.000	4.750	1.250	0.000	1.250	0.000	0.000	0.000
2731	Construction of Road Kanjan Kacha Joyia wala to Abadi Bhattian Wali 1 KM Approved Bhakkar	4.000	3.000	1.000	0.000	1.000	0.000	0.000	0.000
2732	Construction of Road Extension Umar Wali Kohawar Khurd road 1 KM Approved Bhakkar	4.000	3.000	1.000	0.000	1.000	0.000	0.000	0.000
2733	Construction of Road Kalwal Daggar to Kalwal Nashaib 1 KM Approved Bhakkar	4.000	3.000	1.000	0.000	1.000	0.000	0.000	0.000
2734	Rehabilitation / new road village Ghulaman 0.5 KM Approved Bhakkar	2.000	1.648	0.352	0.000	0.352	0.000	0.000	0.000
2735	New Rural road Jandanwala to abadi Arshad Khan wali 0.5 KM Approved Bhakkar	2.000	1.000	1.000	0.000	1.000	0.000	0.000	0.000
2736	Dualization of Lahore - Faisalabad - Jhang - Bhakkar road (Section Faisalabad Bypass Sadar Chowk to Jhang city Phase-I) from Km No. 155.75 to 170.45, Length 14.70 Kms. 06-11-2015 Faisalabad	994.606	853.606	141.000	0.000	141.000	0.000	0.000	0.000
2737	PC-II Dualization of Faisalabad Ring Road L=98-Km. Approved Faisalabad	73.359	68.359	5.000	0.000	5.000	0.000	0.000	0.000
2738	Construction/Dualization of Road from Khiaban Garden to Saim Rajbah, off Sargodha road Lassani Pulli, Faisalabad (1.6 km). Approved Faisalabad	35.066	34.000	1.066	0.000	1.066	0.000	0.000	0.000
2739	Rehabilitation of road from Faisalabad Dry Port to Sahianwala via Chak Jhumra, Length 18.90 Km. 1-2-2016 Faisalabad , Chak Jhumra	351.541	99.541	1.000	0.000	1.000	0.000	0.000	0.000
2740	Dualization of Samundri-Rajana-Toba Tek Singh Road, Length 39.79 Kms. 21-09-15 Faisalabad , Samundri	2,078.841	490.841	100.000	0.000	100.000	691.000	797.000	0.000
2741	W/I road from Chak No.259/RB Ghorosir to Chak No.272/RB Pull Khananana District Faisalabad Approved Faisalabad	208.208	142.208	66.000	0.000	66.000	0.000	0.000	0.000

ROADS

(Million Rs.)

GS No	Scheme Information Approval Date / Location	Est. Cost	Accum. Exp June,16	Provision for 2016-17			MTDF Projections		Throw fwd Beyond June, 2019
				Cap	Rev	G. Total (Cap+Rev)	2017-18	2018-19	
1	2	3	4	5	6	7	8	9	10
2742	Widening / Improvement Satyana road to 258/RB Dijkot more, Length 20.20 Kms. 6-11-2014 Faisalabad	197.253	120.253	77.000	0.000	77.000	0.000	0.000	0.000
2743	W/I of feeding road from summandri to Qatab Shahana Bridge, Length 31.80 Kms. 29-09-2011 Faisalabad , Sammudri	572.965	479.965	93.000	0.000	93.000	0.000	0.000	0.000
2744	Widening / Improvement of Faisalabad Sammudri Road Salooni Jhal Chak No.527/GB to Chak No.271/RB, Bungalow, Length 9.40 Kms. 3-9-2014 Faisalabad , Sammudri	115.921	114.921	1.000	0.000	1.000	0.000	0.000	0.000
2745	Widening / Improvement of road from Chak No. 277/GB to 378/GB, Length 20.60 Kms. 6-11-2014 Faisalabad , Jaranwala	204.570	129.570	75.000	0.000	75.000	0.000	0.000	0.000
2746	Construction of Metalled Road at Chak No. 273/RB Ali Wall to Chak No. 274/RB Abadi Chamma via Rah Chak, District Faisalabad. Approved Faisalabad	30.000	15.000	15.000	0.000	15.000	0.000	0.000	0.000
2747	Construction of dual carriage way from canal expressway Nalay Wala to Chak Jhumra, L= 3.35 km. 14-09-15 Faisalabad , Chak Jhumra	155.032	100.032	55.000	0.000	55.000	0.000	0.000	0.000
2748	Rehabilitation of Gojra-Summudri Road, Length 21.62 Km. 14-09-15 Faisalabad , Sammudri	173.942	59.942	114.000	0.000	114.000	0.000	0.000	0.000
2749	Construction of metalled road at Chak No.469/GB, Samundri, Faisalabad (1.1 KM)(Widening from 10 feet to 24 feet) Approved Faisalabad	40.000	20.000	20.000	0.000	20.000	0.000	0.000	0.000
2750	Widening / Improvement of road from Killianwala to Garh Tehsil Tandlianwala, Length 14 Km. 28-09-15 Faisalabad , Tandlianwala	188.672	69.672	119.000	0.000	119.000	0.000	0.000	0.000
2751	Widening improvement of Road from 283 GB to Moza Sial, Length 10.20 Km. 14-09-15 Faisalabad , Jaranwala	103.890	39.890	64.000	0.000	64.000	0.000	0.000	0.000
2752	Widening improvement of Road from 283 to 281 GB via 282 GB, Length 5.15 Km. 14-09-15 Faisalabad , Jaranwala	54.437	15.437	39.000	0.000	39.000	0.000	0.000	0.000
2753	Rehabilitation of Faisalabad by pass 243 RB Jhok Kharlan to dijkot khanoana Road via 244 RB Veessiran Faisalabd Approved Faisalabad	34.000	33.000	1.000	0.000	1.000	0.000	0.000	0.000
2754	Rehabilitation of Road from Chak No. 239 RB Khanowana Seam to Chak No. 240 radana via khojay Wala Faisalabad Approved Faisalabad	11.000	10.000	1.000	0.000	1.000	0.000	0.000	0.000
2755	Construction of Road from 46-GB to 44-GB, Tehsil Samundri, District Faisalabad Approved Faisalabad	10.000	9.000	1.000	0.000	1.000	0.000	0.000	0.000
2756	Widening / Improvement of Road from 562-GB to 571-GB, Tehsil Jaranwala, Length 2.93 Km. 14-09-15 Faisalabad , Jaranwala	89.000	30.000	59.000	0.000	59.000	0.000	0.000	0.000

ROADS

(Million Rs.)

GS No	Scheme Information Approval Date / Location	Est. Cost	Accum. Exp June,16	Provision for 2016-17			MTDF Projections		Throw fwd Beyond June, 2019
				Cap	Rev	G. Total (Cap+Rev)	2017-18	2018-19	
1	2	3	4	5	6	7	8	9	10
2757	Widening and Improvement of Khushab Muzaffar garh Road Section from 18-Hazari to Adda Diana More Km No. 141.68 to 179.73, Length 38.05 Kms 29-01-15 Jhang , 18-Hazari	558.253	396.253	162.000	0.000	162.000	0.000	0.000	0.000
2758	W/I of road from Pirkot Khaliana to Chela to Rajana to Khan da Kot to Guniana, Length 33.50 Kms. 22-10-14 Jhang	273.000	100.000	173.000	0.000	173.000	0.000	0.000	0.000
2759	Construction / Repair of road from Bhamb Chowk to Bhoon via Kot Essa Shah, Length 25.00 Kms. Approved Jhang	115.519	19.519	96.000	0.000	96.000	0.000	0.000	0.000
2760	Dualization of intercity in Pir Mahal City (L=2.87 km) 22-10-14 Toba Tek Singh , Pir Mahal	209.000	135.000	74.000	0.000	74.000	0.000	0.000	0.000
2761	Widening/Improvement of remaining portion of road Adda Lundo Pull to Mamukanjan road L=8.00 km Approved Toba Tek Singh	83.309	20.309	63.000	0.000	63.000	0.000	0.000	0.000
2762	Completion of remaining portion of Toba Tek Singh Ring Road. Construction of Toba Bye Pass from Toba – Jhang road to Toba – Rajana Road West – South Side, Length 17.00 Km. 13-04-15 Toba Tek Singh	450.000	50.000	100.000	0.000	100.000	127.000	173.000	0.000
2763	W/I of Road Pir Mahal Kamalia Darkhana Road to Aroti Bypass, Length 9.05 Km. 05-05-2014 Toba Tek Singh , Pir Mahal	119.233	10.233	109.000	0.000	109.000	0.000	0.000	0.000
2764	W/I of Road from Phalore Adda to Uggi Adda, Length 6.40 Km. 05-09-2014 Toba Tek Singh	86.021	15.021	71.000	0.000	71.000	0.000	0.000	0.000
2765	Widening & improvement of road from gojra Khidar Wala Road to Raja Chowk Tehsil Boundary via Chak No.370/JB (Ghania), Bye Pass, Chak No.49/GB (Chowinda) Chak No.178/GB (Gogha) and Chak No.242/GB (Noor Pur Basti) Tehsil Gojra, Length 15.90 Km. 05-09-2014 Toba Tek Singh , Gojra	200.059	30.059	170.000	0.000	170.000	0.000	0.000	0.000
2766	Widening and Repair/Improvement of Road from toba gojra Road to 312/JB (Khowthali Chowk) via Chak No.315/JB (Kala Pahar) and Talwandi, Tehsil gojra, District toba tek singh Approved Toba Tek Singh	49.877	47.000	2.877	0.000	2.877	0.000	0.000	0.000
2767	Widening / Improvement of Road from Jani Wala Railway Station to Uggi Adda, Length 19.20 Km. 5-10-2015 Toba Tek Singh	199.805	30.000	169.805	0.000	169.805	0.000	0.000	0.000
2768	Construction of metalled road from twin Bridge of Haveli Link Canal and trimmu-Sidhnai Link Canal to Link at Dirkhana Railway Station Crossing via Chak No.775/GB, 776/GB, 773/GB, 774/GB, 767/GB, 778/GB, 699/41/GB from Km No. 0.00 to 7.65, Length 7.65 Km. 24-12-13 Toba Tek Singh , Pir Mahal	97.729	29.729	68.000	0.000	68.000	0.000	0.000	0.000

ROADS

(Million Rs.)

GS No	Scheme Information Approval Date / Location	Est. Cost	Accum. Exp June,16	Provision for 2016-17			MTDF Projections		Throw fwd Beyond June, 2019
				Cap	Rev	G. Total (Cap+Rev)	2017-18	2018-19	
1	2	3	4	5	6	7	8	9	10
2769	Rehabilitation of G.T. Road from Chan Da Oila to Aziz Cross Chowk in Gujranwala City 5-1-2016 Gujranwala	100.000	588.000	100.000	0.000	100.000	30.000	12.000	0.000
2770	Dualization of main Road People Colony from Faquir Pura Chowk to Behari Colony Chowk, Length 2.20 Km. 14-12-15 Gujranwala	161.165	50.165	111.000	0.000	111.000	0.000	0.000	0.000
2771	Repair / Rehabilitation of road from Pull Babar to Hospital Chowk in Tehsil Nowshera Virkan, District Gujranwala (L=2.9 Km) Approved Gujranwala	47.593	10.000	37.593	0.000	37.593	0.000	0.000	0.000
2772	Construction of road from Sunarian Wala Mahiya via Mattu Bhanikay, Tehsil Noshera Virkan, District Gujranwala (L=10.00 Km) Approved Gujranwala	49.598	10.290	39.308	0.000	39.308	0.000	0.000	0.000
2773	Repair / Rehabilitation of road from Nathu Sevia to Kot Ladha, tehsil Nowshera Virkan, District Gujranwala Approved Gujranwala	49.660	9.440	40.220	0.000	40.220	0.000	0.000	0.000
2774	Construction of Flyover on G.T Road at Aziz Road Cross Gujranwala (PC-II) Approved Gujranwala	97.261	51.261	46.000	0.000	46.000	0.000	0.000	0.000
2775	Construction of Flyover on G.T Road at Aziz Road Cross Gujranwala 26-11-15 Gujranwala	6,671.956	4,279.956	600.000	0.000	600.000	874.000	918.000	0.000
2776	W/I of road from Hameed Pur Kalan to Dharm Kot road Approved Gujranwala	59.996	58.996	1.000	0.000	1.000	0.000	0.000	0.000
2777	Widening / improvement of Bye-Pass Khan Musliman to Jagowala, Noshera Virkan, Length 17.50 Kms (Phase-I Km No. 0.00 to 15.50) 20-11-14 Gujranwala	271.281	120.000	151.281	0.000	151.281	0.000	0.000	0.000
2778	Rehabilitation of Road Their Sansi to Sanera Goray (Length = 6200 RFT) Approved Gujranwala	59.769	33.000	26.769	0.000	26.769	0.000	0.000	0.000
2779	Repair/Rehabilitation of road from Tatlay Aali to Nowshera Virkan, district Gujranwala Approved Gujranwala	98.720	59.950	38.770	0.000	38.770	0.000	0.000	0.000
2780	Repair / Rehabilitation of Road from Pull Qasam to Artali Virkan, District Gujranwala. Approved Gujranwala	99.991	10.000	89.991	0.000	89.991	0.000	0.000	0.000
2781	Construction of road from Nandipur to G.T road left side Rajbah Nurpur (Nandipur), Length 10.90 Km. 21-12-15 Gujranwala	106.481	50.481	56.000	0.000	56.000	0.000	0.000	0.000
2782	Rehabilitation of Road from Madray wala to Kair wali Approved Gujranwala	8.665	8.000	0.665	0.000	0.665	0.000	0.000	0.000
2783	Rehabilitation of road from Nangal Doona Singh road to Dil Bagh Ray (Remaining Portion) Approved Gujranwala	6.019	5.500	0.519	0.000	0.519	0.000	0.000	0.000

ROADS

(Million Rs.)

GS No	Scheme Information Approval Date / Location	Est. Cost	Accum. Exp June,16	Provision for 2016-17			MTDF Projections		Throw fwd Beyond June, 2019
				Cap	Rev	G. Total (Cap+Rev)	2017-18	2018-19	
1	2	3	4	5	6	7	8	9	10
2784	Rehabilitation of road from Datay wali to Chak Warraich Approved Gujranwala	3.639	3.500	0.139	0.000	0.139	0.000	0.000	0.000
2785	Repair of Road from Nadha Rangla Road to Rangla Eshan Gujjar Kay Ghar Tak Approved Gujranwala	4.362	0.100	4.262	0.000	4.262	0.000	0.000	0.000
2786	Rehabilitation of road from Wandho Kalo Kalan road to Daleyan wali Approved Gujranwala	5.878	5.000	0.878	0.000	0.878	0.000	0.000	0.000
2787	Widening & Improvement of road from Darbar Bheri Shah Rehman More to Noor Pur More (Qila Didar Singh) Approved Gujranwala	199.956	50.000	149.956	0.000	149.956	0.000	0.000	0.000
2788	W/I of road from Wazirabad to Kot Harra road Tahsil Wazirabad District Gujranwala (L=42.80 KMS) in three Phases 12-11-2015 Gujranwala , Wazirabad	1,273.631	100.000	120.631	0.000	120.631	527.000	526.000	0.000
2789	Rehabilitation of road from Rajbah and Tolike road and Mian CNG in Tehsil Kamoki (L=3.5 KMS) Approved Gujranwala	39.355	38.000	1.355	0.000	1.355	0.000	0.000	0.000
2790	Special Repair/Rehabilitation of road from Kila Bhattian More to Derh Virkan via Gaibi (L=3.30 km) Tahsil Nosheran Virkan Approved Gujranwala	15.932	14.000	1.932	0.000	1.932	0.000	0.000	0.000
2791	Rehabilitation/Improvement of Road from Wandala Virkan to Hardoo Odhay (L=3.27 km) Tahsil Noshara Virkan. Approved Gujranwala	25.436	24.000	1.436	0.000	1.436	0.000	0.000	0.000
2792	W/I & Repair / Rehabilitation from Pull Chackokey to Abadabad In Tehsil nowshera Vikan, District Gujranwala Approved Gujranwala	49.695	8.000	41.695	0.000	41.695	0.000	0.000	0.000
2793	Construction of road from Nai Wala to kot kalian wala L=4.7 km, Tehsil Nowshera Virkan, District Gujranwala Approved Gujranwala	33.480	10.000	23.480	0.000	23.480	0.000	0.000	0.000
2794	Construction of a new double carpet road from bypass Pindi Bhattian to Tehsil Courts Pindi Bhattian, Length 1.05 28-12-15 Hafizabad , Pindi Bhattian	43.839	19.839	24.000	0.000	24.000	0.000	0.000	0.000
2795	Widening / Improvement of Road from Bheri More Hafizabad road to Gujranwala Alipur Chatha road Chanderke Bheri Shah Rehman Approved Hafizabad	311.937	91.387	50.550	0.000	50.550	170.000	0.000	0.000
2796	Construction of road from Qadirabad to Pindi Bhattian via Chak Chatha, length 63.75 Kms, Hafizabad 13-11-15 Hafizabad	541.000	375.000	166.000	0.000	166.000	0.000	0.000	0.000
2797	Construction of Road from Qadirabad Morr to Aggawal Morr (length=7.50 km) Approved Hafizabad	50.000	33.272	16.728	0.000	16.728	0.000	0.000	0.000
2798	Construction of metalled road Jalalpur Bhattian L=4.55 km 13-10-15 Hafizabad , Pindi Bhattian	174.000	50.000	124.000	0.000	124.000	0.000	0.000	0.000

ROADS

(Million Rs.)

GS No	Scheme Information Approval Date / Location	Est. Cost	Accum. Exp June,16	Provision for 2016-17			MTDF Projections		Throw fwd Beyond June, 2019
				Cap	Rev	G. Total (Cap+Rev)	2017-18	2018-19	
1	2	3	4	5	6	7	8	9	10
2799	Construction/rehabilitation of road from Kaleke to Sukheke road along Saim Nallah L=1.95 kms Approved Hafizabad	13.300	12.000	1.300	0.000	1.300	0.000	0.000	0.000
2800	Construction of road from Chahni to Raam Tarrar, Length 3.25 Km. 28-12-15 Hafizabad	34.668	32.668	2.000	0.000	2.000	0.000	0.000	0.000
2801	w/l of road from Rasulpur Tarrar to Raja Tarrar (L=19.30) Approved Hafizabad	280.000	0.000	100.000	0.000	100.000	100.000	80.000	0.000
2802	Widening / improvement of Kharian Jalalpur Jattan road (Defence Road), Length 37.44 Km. 5-11-2015 Gujrat , Kharian, Gujrat	613.342	100.342	100.000	0.000	100.000	193.000	220.000	0.000
2803	Rehabilitation of Gujrat Shadiwal road, Gujrat, Length 8.50 Km. 28-9-15 Gujrat	167.941	74.941	93.000	0.000	93.000	0.000	0.000	0.000
2804	Const. of Bridge and road near Dilawarpur over Nullah Bhindar.(L=500-RFT) 30-9-15 Gujrat , Kharian	139.627	49.627	90.000	0.000	90.000	0.000	0.000	0.000
2805	Const. of road from Village Hazara to Pakistan Boundary via Ballo Bania, Peer Khana, Length 10 KM. 9-9-2015 Gujrat , Sarai Alamgir	177.679	72.679	105.000	0.000	105.000	0.000	0.000	0.000
2806	Completion of City Roads of Gujrat Approved Gujrat	885.870	249.870	50.000	0.000	50.000	293.000	293.000	0.000
2807	Construction of Double Road from Gujrat - Jalalpur Jattan Road to University of Gujrat (upto Nawaz Sharif Medical College), Length 4.34 Km. 26-11-15 Gujrat	198.000	92.000	106.000	0.000	106.000	0.000	0.000	0.000
2808	Widening / Improvement of road from Kadhala to Malki via AACH to Ghulam Chowk to Kharana Approved Gujrat	180.818	139.818	41.000	0.000	41.000	0.000	0.000	0.000
2809	Widening / Carpeting of Road from Madina to Awan Sharif, Length 33.50 (in three Phases). 10-4-2015 Gujrat	712.775	123.775	40.000	0.000	40.000	256.000	293.000	0.000
2810	Construction of Road from Gurrah Jattan to Poran (L=10.25 KM) Approved Gujrat	152.000	118.952	33.048	0.000	33.048	0.000	0.000	0.000
2811	Rehabilitation / Widening of road from Dinga, Noor Jamal Khori Alam i/c Fata Bhand. Approved Gujrat	115.000	75.000	40.000	0.000	40.000	0.000	0.000	0.000
2812	Rehabilitation of road from Kunjah to Machiana via Nagrianwala i/c Ladha Link Approved Gujrat	46.000	35.000	11.000	0.000	11.000	0.000	0.000	0.000
2813	Construction of Road from Pakistan Chowk to Guliyana Road, (L=20.30 KM) Approved Gujrat	263.190	50.000	50.190	0.000	50.190	163.000	0.000	0.000

ROADS

(Million Rs.)

GS No	Scheme Information Approval Date / Location	Est. Cost	Accum. Exp June,16	Provision for 2016-17			MTDF Projections		Throw fwd Beyond June, 2019
				Cap	Rev	G. Total (Cap+Rev)	2017-18	2018-19	
1	2	3	4	5	6	7	8	9	10
2814	Widening / Improvement of Road from Kadhala to Malki via Aach to Ghulam Chowk to Kharana Tehsil Kharian, District Gujrat Approved Gujrat	275.902	117.935	100.000	0.000	100.000	57.967	0.000	0.000
2815	Rehabilitation of Gujrat Dinga Road. (Km 25.90 to 30.40), Length 4.50 Km. 28-9-15 Gujrat , Kharian	78.170	28.170	50.000	0.000	50.000	0.000	0.000	0.000
2816	Construction of bridge over river Chanab at Shahbaz pur to Connect District Gujrat with District Sialkot Approved Gujrat	2,070.000	200.000	350.000	0.000	350.000	716.000	804.000	0.000
2817	Widening/improvement of road from Gojra to Qadirabad via Tariqabad i/c Link Dera Mohkam , Tehsil Malikwal and Phalia, District M.B.Din Length 26.00 kms 28-9-15 Mandi Bahauddin , Phalia, Malikwal	376.000	175.000	80.000	0.000	80.000	70.000	51.000	0.000
2818	Construction of road from Bhojwal Imam bargah to Pull Bhikhi via Vain, Pandowal, Mianwal, Khamb, Kadhar (along with canal), tehsil Malikwal and M.B.Din, District M.B. Din L= 21.50 km 28-9-15 Mandi Bahauddin	245.000	122.000	123.000	0.000	123.000	0.000	0.000	0.000
2819	Widening/improvement of road from pull Nooriana to Tibba Manik Bosal i/c Link Chak No. 11, Ghumana, Haveli Bati Khan Bosal and Link Sargodha Road to Rukkan along Saim Nullah, tehsil Malikwal, District M.B.Din L=16.50 km 28-9-15 Mandi Bahauddin , Malikwal	207.108	133.108	74.000	0.000	74.000	0.000	0.000	0.000
2820	Construction of road from Chimmon Sahna road to Hassan, Tehsil & District M.B. Din L=4.00 kms 3-9-2015 Mandi Bahauddin	55.822	47.822	8.000	0.000	8.000	0.000	0.000	0.000
2821	Widening/improvement of road from from Chowk Miana Gondal to Pakhowal via Mona Syedan, tehsil Malikwal, District M.B.Din, L=10.00 km 3-9-2015 Mandi Bahauddin , Malikwal	159.131	85.131	74.000	0.000	74.000	0.000	0.000	0.000
2822	Construction of road from Gujrat Sargodha road Bukkan stop to Chak No. 33, Chak No. 16 via village Bukkan, Tehsil Malikwal L=6.00 kms 3-9-2015 Mandi Bahauddin , Malikwal	76.089	63.089	13.000	0.000	13.000	0.000	0.000	0.000
2823	Construction of road from Dhoke Saharan Dhoke Daud via Dhoke Jauri, Length 7.50 Km. Approved Mandi Bahauddin	61.448	20.448	41.000	0.000	41.000	0.000	0.000	0.000
2824	Construction of road from Rakh Baloch to Chailianwala Station, Length 4.00 Km. Approved Mandi Bahauddin	61.875	19.875	42.000	0.000	42.000	0.000	0.000	0.000
2825	Construction of Dual Carriageway from Gujrat to Salam Interchange (Motorway) through Mandi Bahauddin from Km 27.90 to 122.20, Length 94.30 Kms. 5-11-2015 Mandi Bahauddin , Phalia, Mandi Bahauddin, Malikwal, Bhalwal	5,368.343	3,539.343	1,500.000	0.000	1,500.000	329.000	0.000	0.000

ROADS

(Million Rs.)

GS No	Scheme Information Approval Date / Location	Est. Cost	Accum. Exp June,16	Provision for 2016-17			MTDF Projections		Throw fwd Beyond June, 2019
				Cap	Rev	G. Total (Cap+Rev)	2017-18	2018-19	
1	2	3	4	5	6	7	8	9	10
2826	Widening / Improvement of Road from Phalia Sial Mor Road to Village Hamber to Bhabra via Musa Kot Hast & Jassowal, Length 13.40 Kms. 15-9-14 Mandi Bahauddin , Phalia	163.681	143.681	20.000	0.000	20.000	0.000	0.000	0.000
2827	Construction of road from Noorpur Gujran to Baddu Chowk, Length 2.50 Km. Approved Mandi Bahauddin	27.713	19.713	8.000	0.000	8.000	0.000	0.000	0.000
2828	Construction of Flyover at Sublime Chowk Sialkot Approved Sialkot	1,000.000	2.000	50.000	0.000	50.000	426.000	522.000	0.000
2829	Dualization of HajiPur Road from Police Station Chowk to Anwer Khawaja Chowk (Providing and fixing tuff tiles 60 mm street lights)in District Sialkot Approved Sialkot	27.880	26.880	1.000	0.000	1.000	0.000	0.000	0.000
2830	Construction of road Panwana to via Loharkay / Kotli Haji pur data Bharmana, Tehsil Pasrur, Length 2.80 Km (Phase-I) 12-1-2016 Sialkot , Pasrur	41.809	19.809	22.000	0.000	22.000	0.000	0.000	0.000
2831	Construction of Dual carriageway from Daska to Sambrial L=16.00 km District Sialkot 6-10-2015 Sialkot , DaskaSamberial	1,368.000	90.000	200.000	0.000	200.000	531.000	547.000	0.000
2832	Construction of metalled road from Sokin wind to Ghatyaliyan via Qila Kalarwala, Length 1.75 Km. 15-3-16 Sialkot , Pasrur	28.457	10.457	18.000	0.000	18.000	0.000	0.000	0.000
2833	Widening/Improvement of Moutra Badiana Chawinda Shakargarh Road (remaining portion) Km No. 7.66 to 18.50, Length 7.80 Km. 15-3-16 Sialkot , Pasrur	143.082	50.082	93.000	0.000	93.000	0.000	0.000	0.000
2834	Construction of road from Kotli Moman to Hassa Jaja via Fatah Pur ,Tahsil Daska, Length 1.80 Km. 11-3-2016 Sialkot , Pasrur	28.667	14.667	14.000	0.000	14.000	0.000	0.000	0.000
2835	Widening / Improvement of remaining portion of Vario - Ghonike Road (Widening of 9.95 Km stretch upto 16-ft metalled width with 2" thick carpet) 11-3-2016 Sialkot	109.933	24.933	85.000	0.000	85.000	0.000	0.000	0.000
2836	Construction of metalled road from Wadala Sanduwa to GG Higher Secondary School Approved Sialkot	2.000	1.000	1.000	0.000	1.000	0.000	0.000	0.000
2837	Construction of Road from Adda Begowala, Railway Station to Kotli Joyan via Nawan Pind, Kotli Miani, Nand Garh, Malikhanwal (Phase-I, Adda Begowala to Nand Garh), Length 3.70 Km. 15-3-16 Sialkot , Samberial	45.670	19.670	26.000	0.000	26.000	0.000	0.000	0.000
2838	Construction of Road from Wazirabad Road to Kot Marth to Mauza Kot via Kot Muhammad Hussain Approved Sialkot	29.673	15.000	14.673	0.000	14.673	0.000	0.000	0.000

ROADS

(Million Rs.)

GS No	Scheme Information Approval Date / Location	Est. Cost	Accum. Exp June,16	Provision for 2016-17			MTDF Projections		Throw fwd Beyond June, 2019
				Cap	Rev	G. Total (Cap+Rev)	2017-18	2018-19	
1	2	3	4	5	6	7	8	9	10
2839	Construction of Road from Mauza Warsalkay Adda to Badokay Cheema via Puranay Kay, Gadiala Gharbi, Gadiala Sharqi, Length 5.50 Km. 30-1-16 Sialkot , Samberial	51.976	19.976	32.000	0.000	32.000	0.000	0.000	0.000
2840	Construction of Road from Adda Baigowala to Mauza Sarankay via Dhodowal Sharif Approved Sialkot	26.969	14.000	12.969	0.000	12.969	0.000	0.000	0.000
2841	Construction of Road from Chak Choda to Bhopalwala Approved Sialkot	28.095	15.000	13.095	0.000	13.095	0.000	0.000	0.000
2842	Widening / Improvement of Gujranwala - Pasrur Road, Length 46 Kms. 7-1-2016 Sialkot	1,220.880	794.880	100.000	0.000	100.000	162.000	164.000	0.000
2843	Construction of Bridge Over River Tavi at Saidpur Pattan i/c approaches of bridge. 29-2-16 Sialkot	414.583	371.583	43.000	0.000	43.000	0.000	0.000	0.000
2844	Dualization of Fraz Shaheed Road from M.P Check Post Puli Top Khana to City School (Markiwal chowk), Length 3.15 Km. 11-1-2016 Sialkot	177.183	137.183	40.000	0.000	40.000	0.000	0.000	0.000
2845	Widening / Improvement of Badian to Saadanwali via Mochi more, Natho Klair and Jodhala Length 15.00 KM 9-9-2014 Sialkot , Pasrur	172.478	139.478	33.000	0.000	33.000	0.000	0.000	0.000
2846	Construction of matalled road from Kalowa to Khanawali (Section Eingan to Khanawali), Length 5.10 Kms, Tehsil Pasrur. Approved Sialkot	64.594	35.594	29.000	0.000	29.000	0.000	0.000	0.000
2847	W/I of Chawinda - Chobara - Sabiz Peer - Charwa Road Km No.0/0 to 21/15, Length 22.53 Km. 7-1-2016 Sialkot , Pasrur	280.129	253.129	27.000	0.000	27.000	0.000	0.000	0.000
2848	Rehabilitation of 16 km road from Shakargarh to Chak Amro, Narowal 10-12-2015 Narowal , Shakargarh	225.155	50.000	175.155	0.000	175.155	0.000	0.000	0.000
2849	Construction of Narowal Bypass road from Muridkey Narowal road to Narowal Lahore Baddomalhi road, Length 4.04 Km. 14-12-15 Narowal	176.003	20.000	156.003	0.000	156.003	0.000	0.000	0.000
2850	Const. of Road from New Lahore road to Mayadian via Narang China (L=3.25 KM) Approved Narowal	34.413	15.000	19.413	0.000	19.413	0.000	0.000	0.000
2851	Rehabilitation of Road from Narowal Muridky road Saraj Adda to Dhay Pully (L=04KM) 8-12-2015 Narowal	32.987	21.987	11.000	0.000	11.000	0.000	0.000	0.000
2852	Const. of Road from fatey Toor to Langarky Bhattian (Length=3.90 km) Approved Narowal	29.793	16.000	13.793	0.000	13.793	0.000	0.000	0.000
2853	Const. Of Road from Jastiwala to Sair Bajwa (=2.90 Km) Approved Narowal	24.550	13.000	11.550	0.000	11.550	0.000	0.000	0.000

ROADS

(Million Rs.)

GS No	Scheme Information Approval Date / Location	Est. Cost	Accum. Exp June,16	Provision for 2016-17			MTDF Projections		Throw fwd Beyond June, 2019
				Cap	Rev	G. Total (Cap+Rev)	2017-18	2018-19	
1	2	3	4	5	6	7	8	9	10
2854	Construction of road from Narowal to Lahore via Baddomalhi, Narang, Shahdara L=42.71 km. 10-12-2014 Narowal	890.216	868.216	22.000	0.000	22.000	0.000	0.000	0.000
2855	Dualization of Muridke - Narowal road, from km 42 to km 75.212 Length 33.21 Kms. in District Narowal 5-11-2015 Narowal	1,623.448	1,352.448	271.000	0.000	271.000	0.000	0.000	0.000
2856	Construction of Road from Lahri to Dandot, Length 7.85 Kms. 26-9-14 Narowal, Zafarwal	43.984	24.984	19.000	0.000	19.000	0.000	0.000	0.000
2857	W/I of road from Kot Nainan to Sukho Chak, Length 10.90 Kms. 17-11-14 Narowal, Shakargarh	409.000	290.000	119.000	0.000	119.000	0.000	0.000	0.000
2858	Construction of bridge over Nullah Besentar Near Village Nadala On Noor Kot (Mangri Qila Ahmadabad road) to Shah Ghraeeb road i/c Rehabilitation /Improvement of road from Kot Nadala Length = 9.40Km, District Narowal. Approved Narowal	310.000	170.000	140.000	0.000	140.000	0.000	0.000	0.000
2859	Constructiof road from Shakargarh Chak Amru Road Pindi Sahinian to Chhachara, Length 2.10 Kms. Approved Narowal	21.665	20.665	1.000	0.000	1.000	0.000	0.000	0.000
2860	Construction of road Raiba to Kotli Agwal via Kayian Km No. 1.00 to 3.50, Length 2.50 Km. Approved Narowal	30.487	29.487	1.000	0.000	1.000	0.000	0.000	0.000
2861	Construction / Rehabilitation of road from Haire to Sue Asal, Length 15.30 Km. 5-11-2015 Lahore	391.588	79.588	120.000	0.000	120.000	110.000	82.000	0.000
2862	Rehabilitation of Main Road Gate No. 02 (Remaining Portion) Taj Bagh Phase – II and Olympia park Guga Pir (UC-57) Lahore Approved Lahore	5.893	5.000	0.893	0.000	0.893	0.000	0.000	0.000
2863	Rehabilitation of Pir Naseer Road Bismillah chowk to Altaf Chowk and Habib Block Zubair Chowk UC-60, Length 2.60 Km. 8-12-2015 Lahore	49.631	25.340	24.291	0.000	24.291	0.000	0.000	0.000
2864	Rehabilitation of Link Street Main Bazar Mehtab park Main Bazar Asam town. Masjid Mehboob Street Mashriq Mohallah Nawan pind and Masjid Al-karam Madni Street Rehman Pura UC-41 Lahore Approved Lahore	17.489	17.000	0.489	0.000	0.489	0.000	0.000	0.000
2865	Rehabilitation of road from Tera to Baranamanabad Lahore Approved Lahore	19.316	18.000	1.316	0.000	1.316	0.000	0.000	0.000
2866	Construction / Rehabilitation of Road from Kamas road to Haveli Bangro Approved Lahore	14.418	14.000	0.418	0.000	0.418	0.000	0.000	0.000
2867	Construction / Rehabilitation of Road from Rangeelpur to Jhugian Lodhrey Approved Lahore	13.066	12.500	0.566	0.000	0.566	0.000	0.000	0.000

ROADS

(Million Rs.)

GS No	Scheme Information Approval Date / Location	Est. Cost	Accum. Exp June,16	Provision for 2016-17			MTDF Projections		Throw fwd Beyond June, 2019
				Cap	Rev	G. Total (Cap+Rev)	2017-18	2018-19	
1	2	3	4	5	6	7	8	9	10
2868	Construction / Rehabilitation of Road from Kamas road to Kot Jehan Approved Lahore	4.309	4.000	0.309	0.000	0.309	0.000	0.000	0.000
2869	Construction / Rehabilitation of Road from Manga to Chah Raiyan. Approved Lahore	24.457	23.000	1.457	0.000	1.457	0.000	0.000	0.000
2870	Construction / Rehabilitation of Road from Sultanke to Ram Kot Approved Lahore	18.153	17.000	1.153	0.000	1.153	0.000	0.000	0.000
2871	Construction / Rehabilitation of Road from Multan road to Shabab Studio Manowal road Approved Lahore	12.664	12.000	0.664	0.000	0.664	0.000	0.000	0.000
2872	Construction / Rehabilitation of Road from Raiwind road to Kuleda Kot Approved Lahore	9.042	9.000	0.042	0.000	0.042	0.000	0.000	0.000
2873	Construction / Rehabilitation of Road from Jamia Masjid Ittifaq Town via Melaad Chowk Khiaban-e-Quaid. Approved Lahore	7.495	7.000	0.495	0.000	0.495	0.000	0.000	0.000
2874	Construction / Rehabilitation of Road from Katchi Kothi - Raiwind road to Alipur Approved Lahore	9.551	9.000	0.551	0.000	0.551	0.000	0.000	0.000
2875	Construction of main Kattar Bund road from Thokar Niaz Baig to Gopey Rai Village, Length 1.40 Km. 8-12-2015 Lahore	51.383	20.000	31.383	0.000	31.383	0.000	0.000	0.000
2876	Construction/ Rehabilitation of Bedian Road to Deral Chahal & Construction / Rehabilitation of Road from Bedian Road to Mota Singh Wala Chota. Approved Lahore	17.000	16.720	0.280	0.000	0.280	0.000	0.000	0.000
2877	Rehabilitation / Improvement of road from Rangers Chowki BRB to Gurke Aasal to Ghawind Ghawindi, Lahore. Approved Lahore	95.057	40.000	55.057	0.000	55.057	0.000	0.000	0.000
2878	Rehabilitation / Improvement of road from Rohi Pull to Teather to Mulkokay Tatlay and Mallian, Lahore. Approved Lahore	58.284	30.000	28.284	0.000	28.284	0.000	0.000	0.000
2879	Construction of road Shoukat Town UC-58 Lahore Approved Lahore	9.155	9.000	0.155	0.000	0.155	0.000	0.000	0.000
2880	Construction of Road/ PCC Zubair Chowk Habib Block UC-60 Lahore Approved Lahore	2.486	2.000	0.486	0.000	0.486	0.000	0.000	0.000
2881	Lahore ring road - Southern Loop Land Acquisition and shifting of utilities (Pkg-I) Approved Lahore	65.000	0.000	65.000	0.000	65.000	0.000	0.000	0.000
2882	Lahore ring road - Southern Loop Land Acquisition and shifting of utilities (Pkg-II) Approved Lahore	47.000	0.000	47.000	0.000	47.000	0.000	0.000	0.000

ROADS

(Million Rs.)

GS No	Scheme Information Approval Date / Location	Est. Cost	Accum. Exp June,16	Provision for 2016-17			MTDF Projections		Throw fwd Beyond June, 2019
				Cap	Rev	G. Total (Cap+Rev)	2017-18	2018-19	
1	2	3	4	5	6	7	8	9	10
2883	Lahore Ring Road Project PC-II Detail Engineering and construction supervision Approved Lahore	394.000	244.000	150.000	0.000	150.000	0.000	0.000	0.000
2884	Lahore Ring Road Construction of leftover works Approved Lahore	28,936.750	28,836.750	100.000	0.000	100.000	0.000	0.000	0.000
2885	Lahore Ring Road Construction of underpass at Karol Ghati Approved Lahore	505.516	504.516	1.000	0.000	1.000	0.000	0.000	0.000
2886	Lahore Ring Road Construction of underpass at Bhaini Road Approved Lahore	435.699	434.699	1.000	0.000	1.000	0.000	0.000	0.000
2887	Construction of additional Bridge over River Ravi Approved Lahore	1,070.000	0.100	19.000	0.000	19.000	520.000	530.000	0.000
2888	Construction of new bridge over River Ravi for Metro Bus System, Lahore 9-5-2014 Lahore	595.971	153.971	50.000	0.000	50.000	305.000	87.000	0.000
2889	Improvement / Rehabilitation of existing Multan road,lahore from Thokar Niaz Baig to Chauburji (proposed Sewerage,Drainage and water supply system), Package-III Approved Lahore	2,028.000	1,725.000	150.000	0.000	150.000	153.000	0.000	0.000
2890	Construction of Dual Carriage approach road from Aashiana Housing Scheme Lahore. Approved Lahore	605.837	604.837	1.000	0.000	1.000	0.000	0.000	0.000
2891	Widening / improvement of Burki Road from Paragon to BRB Canal, Length 2.84 Km. 21-10-14 Lahore	100.000	80.000	20.000	0.000	20.000	0.000	0.000	0.000
2892	Construction/Rehabilitation of road from Ferozepur road to Ahllu village to Guru Mangat village Lahore Approved Lahore	49.903	48.903	1.000	0.000	1.000	0.000	0.000	0.000
2893	Construction/Rehabilitation of Katchwana road Kahna Katcha Lahore. Approved Lahore	14.354	13.354	1.000	0.000	1.000	0.000	0.000	0.000
2894	Detail Engineering and Design construction supervision for improvement / Rehabilitation of Multan Road Lahore (PC-II) Approved Lahore	306.293	304.293	2.000	0.000	2.000	0.000	0.000	0.000
2895	Rehabilitation/Improvement of Road from Naseeb Abad Shazed Dhaliki Length= 14.60 Km, District Lahore. 3-4-2014 Lahore	159.169	149.169	10.000	0.000	10.000	0.000	0.000	0.000
2896	Construction/Rehabilitation of road from Multan Road to Khurdpur Village Lahore (L=5.45 Km) 20-05-15 Lahore	132.040	102.040	30.000	0.000	30.000	0.000	0.000	0.000

ROADS

(Million Rs.)

GS No	Scheme Information Approval Date / Location	Est. Cost	Accum. Exp June,16	Provision for 2016-17			MTDF Projections		Throw fwd Beyond June, 2019
				Cap	Rev	G. Total (Cap+Rev)	2017-18	2018-19	
1	2	3	4	5	6	7	8	9	10
2897	Rehabilitation of Road from Raiwind Phatak to Sui-Asal upto Ferozepur Road, (from Raiwind Phatak to Ladhekey Stop), Length 9.66 Kms. 17-11-14 Lahore	301.246	204.246	97.000	0.000	97.000	0.000	0.000	0.000
2898	Construction/Rehabilitation of Kang Sharif to Sui Asal Road Lahore (L-5 Km) Approved Lahore	23.740	10.740	13.000	0.000	13.000	0.000	0.000	0.000
2899	Widening / Improvement of Road from Kahana Kacha road to Halloki Railway Crossings (Part A), Length 1.69 Kms. 30-09-15 Lahore	147.624	52.624	95.000	0.000	95.000	0.000	0.000	0.000
2900	Construction of dual carriageway from Manga Raiwind road Bypass Chowk to Bhouchkey Phatak. Approved Lahore	150.000	0.000	150.000	0.000	150.000	0.000	0.000	0.000
2901	Lahore ring road - Southern Loop Land Acquisition and shifting of utilities (Pkg-III) Approved Lahore	5.000	0.000	5.000	0.000	5.000	0.000	0.000	0.000
2902	Construction of Balance portion Muridkey Bypass alongwith Muridkey Distributory. Length 1.80 Km. 30-09-15 Sheikhupura	112.416	40.000	72.416	0.000	72.416	0.000	0.000	0.000
2903	Construction / Rehabilitation / Widening of carpeting road from wainsan Da Khu to Khano Tibba L=4.46 Tehsil & District Sheikhupura Approved Sheikhupura	28.350	0.100	28.250	0.000	28.250	0.000	0.000	0.000
2904	construction of Bridge Bhaid Nallah / Carpeting Road from Sher Shah Suri road to Borh Shah Stop to Dera Haji Tariq (Length = 2.79 KM) Approved Sheikhupura	29.070	0.100	28.970	0.000	28.970	0.000	0.000	0.000
2905	Rehabilitation of carpeting road Pheriyanwala via Samulana to Membranwala, District Sheikhupura Approved Sheikhupura	24.000	0.100	23.900	0.000	23.900	0.000	0.000	0.000
2906	Construction of Carpeting road from Muzang Nau Abad to Rajian Araiyan (Length = 1.30 Km). Approved Sheikhupura	10.980	0.100	10.880	0.000	10.880	0.000	0.000	0.000
2907	Rehabilitation / widenig of carpeting road from Lahore Jaranwala road Taraddewala Stop to Rajian Anayan (Length=1.88 Km) Approved Sheikhupura	13.710	0.100	13.610	0.000	13.610	0.000	0.000	0.000
2908	Construction / widening / rehabilitation of Carpeting road at Village Sehjowal (length=1.50 Km) Approved Sheikhupura	10.930	0.100	10.830	0.000	10.830	0.000	0.000	0.000
2909	Rehabilitation / widening of Carpeting road from Sheikhupura Lahore road to Jamal Town (length =1.20 Km) Approved Sheikhupura	8.290	0.100	8.190	0.000	8.190	0.000	0.000	0.000
2910	Rehabilitation / widening of Carpeting road from Qila Sattar Shah Muridke Road to Village Bhair wala (length = 1.76 Km) Approved Sheikhupura	13.790	0.200	13.590	0.000	13.590	0.000	0.000	0.000

ROADS

(Million Rs.)

GS No	Scheme Information Approval Date / Location	Est. Cost	Accum. Exp June,16	Provision for 2016-17			MTDF Projections		Throw fwd Beyond June, 2019
				Cap	Rev	G. Total (Cap+Rev)	2017-18	2018-19	
1	2	3	4	5	6	7	8	9	10
2911	Construction of carpeting road from Qila Sattar Shah Kot Pindi Dass road to Stop Wandala Nasir (length = 2.00 Km) Approved Sheikhpura	16.420	0.150	16.270	0.000	16.270	0.000	0.000	0.000
2912	construction of carpeting road from Mughal Pura Steel to Ththa Qureshiyan (length = 0.60 Km) Approved Sheikhpura	4.940	0.100	4.840	0.000	4.840	0.000	0.000	0.000
2913	Construction of PCC Main Bazar Sharaqpur Sharif (Length =0.67 Km) Approved Sheikhpura	8.000	0.200	7.800	0.000	7.800	0.000	0.000	0.000
2914	Rehabilitation / widening of carpeting road from Shamkay Stop to Meerpur (length =1.11 Km) Approved Sheikhpura	8.170	0.200	7.970	0.000	7.970	0.000	0.000	0.000
2915	Rehabilitation / widening of carpeting road from Flour Mill to Nasir Abad (Length =1.33 Km) Approved Sheikhpura	10.140	0.150	9.990	0.000	9.990	0.000	0.000	0.000
2916	Construction of Carpeting road from Chak No.28 to Kathyala Virkan (Length = 1.00 Km) Approved Sheikhpura	8.270	0.100	8.170	0.000	8.170	0.000	0.000	0.000
2917	Construction of carpeting road from Village Bheni Par and Dera Akram Chaball (length = 1.00 Km) Approved Sheikhpura	8.820	0.100	8.720	0.000	8.720	0.000	0.000	0.000
2918	Rehabilitation / widening of carpeting road Qila Rasoolpur (length = 1.35 Km) Approved Sheikhpura	8.880	0.100	8.780	0.000	8.780	0.000	0.000	0.000
2919	Dualization of Muridke - Narowal road,from km 00 to km 42.00 Length 42.0 Kms. 13-11-15 Sheikhpura , Muridke	2,828.414	1,546.414	150.000	0.000	150.000	567.000	565.000	0.000
2920	Improvement / Rehabilitation / Dualization of Sheikhpura - Muridke Road, Length 24 Kms (Phase-I from Km 0.00 to 24.00, Length 24.00 Km) 5-1-2016 Sheikhpura , Muridke	1,016.956	199.956	25.000	0.000	25.000	376.000	416.000	0.000
2921	Dualization of Road from National Model School to faisalabad Road / Sharqpur Chowk via Sarwar Shaheed Road, Stadium and Qila City Sheikhpura, Length 3.54 Kms (Phase-I from Faisalabad Road to Civil Quarters Road, Length 1.59 Km). 13-11-15 Sheikhpura	442.663	199.663	150.000	0.000	150.000	93.000	0.000	0.000
2922	W/I of metalled road from Lahore-Sheikhpura Road Km No 29 to Adda Joinwala More to Sheikhpura - Muridkay Road including link to Punjab Apparel Park, Length 13.65 Kms. 13-11-15 Sheikhpura	608.752	499.752	109.000	0.000	109.000	0.000	0.000	0.000
2923	Dualization of road Jandiala Sher Khan, Hiran Minar road to Chichoki Malian via Allama Mashriqi park along Railway Line Length 11.15 km District Shekhpura 10-4-2015 Sheikhpura	461.871	125.000	24.871	0.000	24.871	148.000	164.000	0.000

ROADS

(Million Rs.)

GS No	Scheme Information Approval Date / Location	Est. Cost	Accum. Exp June,16	Provision for 2016-17			MTDF Projections		Throw fwd Beyond June, 2019
				Cap	Rev	G. Total (Cap+Rev)	2017-18	2018-19	
1	2	3	4	5	6	7	8	9	10
2924	Construction of metalled road from Saggian Chowk, Rehman chowk to GT road Gujranwala along canal bank length = 5.20 Km district Sheikhpura 11-02-16 Sheikhpura	223.821	126.821	97.000	0.000	97.000	0.000	0.000	0.000
2925	Construction of Bridge at Thathah Sattar, Syedwala Approved Nankana Sahib	1.000	0.100	0.900	0.000	0.900	0.000	0.000	0.000
2926	Rehabilitation of road from Ghandran to Shahkot - Jaranwala Road via Meerpur, length = 3.40 Km Approved Nankana Sahib	14.100	11.000	3.100	0.000	3.100	0.000	0.000	0.000
2927	Rehabilitation of road from Nankana Sahib - Warburton road to Khudyana, length = 2.00 Km Approved Nankana Sahib	9.100	9.000	0.100	0.000	0.100	0.000	0.000	0.000
2928	Rehabilitation of road from Nankana Sahib - Warburton road to Khudyana, length = 3.10 Km Approved Nankana Sahib	7.200	7.000	0.200	0.000	0.200	0.000	0.000	0.000
2929	Rehabilitation of road from Jaranwala - Syedwala road Chak No.17 to Chak No.22/75 Chemeke Sahi Km 4 to 7, length = 3.00 Km Approved Nankana Sahib	9.000	8.500	0.500	0.000	0.500	0.000	0.000	0.000
2930	Rehabilitation of road from Morekhunda Head Balloki road Km No.2 to Sadqa Abad via Pacca Qila along distributory length = 2.00 Km Approved Nankana Sahib	20.600	1.000	19.600	0.000	19.600	0.000	0.000	0.000
2931	Dualization of Lahore Jarnanwala road from Mandi Faizabad to Mangtanwala (Km No. 46 to 61.40), Length 15.40 Kms 05-11-15 Nankana Sahib	1,153.600	414.600	135.000	0.000	135.000	293.000	311.000	0.000
2932	Construction of Metalled Road from Fateh Derya to Mundi Dogran via Pir Da Kot, Harya, L=9.50 K.M Approved Nankana Sahib	58.049	54.542	3.507	0.000	3.507	0.000	0.000	0.000
2933	Rehabilitation of road from Safdarabad to Sangla Hill Length 19.00 Kms. District Nankana Sahib. 04-12-14 Nankana Sahib	137.772	0.000	1.000	0.000	1.000	0.000	0.000	0.000
2934	Construction / Rehabilitation of Road (Missing Links) from Bucheki Bye Pass to Warriach via Chak No. 1 Ahata Jewan Singh, Janli Khanpur, Bath L=14.80 K.M Approved Nankana Sahib	63.438	54.000	9.438	0.000	9.438	0.000	0.000	0.000
2935	Construction of Road between Main Multan Road and Gaga Road Phool Nagar (L = 3.6 Km), District Kasur Approved Kasur	50.000	1.000	49.000	0.000	49.000	0.000	0.000	0.000
2936	Rehabilitation of road from Raiwind to Pattoki, Length 44.20 Km. 13-11-15 Kasur	472.923	71.923	50.000	0.000	50.000	167.000	184.000	0.000
2937	construction of matted road from Rasoolpur to Nand ka Takiya (remaining portion, length = 3.00 km) Approved Kasur	16.300	16.000	0.300	0.000	0.300	0.000	0.000	0.000

ROADS

(Million Rs.)

GS No	Scheme Information Approval Date / Location	Est. Cost	Accum. Exp June,16	Provision for 2016-17			MTDF Projections		Throw fwd Beyond June, 2019
				Cap	Rev	G. Total (Cap+Rev)	2017-18	2018-19	
1	2	3	4	5	6	7	8	9	10
2938	Construction of matted road from Faqiryae wala to link Hussain Khanwala Doley wala road via Kotli Pathana, length 3.5 Km Approved Kasur	13.500	13.000	0.500	0.000	0.500	0.000	0.000	0.000
2939	Rehabilitation of Molana Sadiq road (Length=0.30 km Approved Kasur	2.200	2.000	0.200	0.000	0.200	0.000	0.000	0.000
2940	Construction of Basti Rehim-ud-Din road, (length = 2.20 Km Approved Kasur	2.500	2.400	0.100	0.000	0.100	0.000	0.000	0.000
2941	Construction of Al-mustafa road, Taiba Masjid Shakeel Town (length = 0.30 Km) Approved Kasur	2.300	2.200	0.100	0.000	0.100	0.000	0.000	0.000
2942	Construction of Faiz Aam road (length =0.40 Km.) Approved Kasur	3.050	3.000	0.050	0.000	0.050	0.000	0.000	0.000
2943	Construction of New Adda to Circular road (Length=0.40 km.) Approved Kasur	5.200	5.000	0.200	0.000	0.200	0.000	0.000	0.000
2944	Construction of Rehan Monitory School road (length=0.30 Km.) Approved Kasur	3.425	3.000	0.425	0.000	0.425	0.000	0.000	0.000
2945	Rehabilitation of road from Circular road Town End Committee Gae to Town Committee (Tuff tile on shoulder & Street light) (Length=1.22 Km Approved Kasur	21.500	21.000	0.500	0.000	0.500	0.000	0.000	0.000
2946	Rehabilitation of road from Town Committee Gate to Police Station More (Tuff tile on Shoulder & Street Light) (Length=0.30 Km Approved Kasur	5.300	5.000	0.300	0.000	0.300	0.000	0.000	0.000
2947	Rehabilitation of road from Sheikh Nafees House to Old Imam Bargah (Length = 0.20 Km) Approved Kasur	1.800	1.600	0.200	0.000	0.200	0.000	0.000	0.000
2948	Rehabilitation of road from Himat Pura road to Purani Tenki road (Length =0.40 Km, Approved Kasur	4.300	4.000	0.300	0.000	0.300	0.000	0.000	0.000
2949	Construction of road Tarkhana Wali Masjid (Length = 0.30 Km) Approved Kasur	4.400	4.000	0.400	0.000	0.400	0.000	0.000	0.000
2950	Construction of road Mohallah Rehman abad (Length = 0.32KM) Approved Kasur	3.500	3.000	0.500	0.000	0.500	0.000	0.000	0.000
2951	Rehabilitation of Marali road (Length=0.30 Km) Approved Kasur	2.330	2.000	0.330	0.000	0.330	0.000	0.000	0.000
2952	Construction of road Alflah Colony (length = 1.01 Km, Cost Rs.12.500 million) Approved Kasur	12.500	12.000	0.500	0.000	0.500	0.000	0.000	0.000

ROADS

(Million Rs.)

GS No	Scheme Information Approval Date / Location	Est. Cost	Accum. Exp June,16	Provision for 2016-17			MTDF Projections		Throw fwd Beyond June, 2019
				Cap	Rev	G. Total (Cap+Rev)	2017-18	2018-19	
1	2	3	4	5	6	7	8	9	10
2953	Construction of road from Chowk Alfiah Colony to Depalpur road (Length = 0.30 Km, Approved Kasur	5.900	5.800	0.100	0.000	0.100	0.000	0.000	0.000
2954	Construction of Ghaus Sabri Main road (Length = 0.30 Km) Approved Kasur	4.700	4.500	0.200	0.000	0.200	0.000	0.000	0.000
2955	Construction of Veeram road (Length=0.70 Km Approved Kasur	8.000	7.800	0.200	0.000	0.200	0.000	0.000	0.000
2956	Construction of road from Himatpura road to Phatik Marali road (length = 1.31 km Approved Kasur	13.150	12.900	0.250	0.000	0.250	0.000	0.000	0.000
2957	Widening of Saran Gaga road at 49 Km, Multan Road, Phool Nagar, Length 3.50 Km. 4-8-2015 Kasur	53.109	30.000	23.109	0.000	23.109	0.000	0.000	0.000
2958	W/I of Chunian Wan-Radha Ram Road Length 20.50 Kms 30-09-14 Kasur	69.322	68.322	1.000	0.000	1.000	0.000	0.000	0.000
2959	Rehabilitation of road from Mustafa abad to Budar Pur Sarhali Kalan Length=9.70 Kms.District Kasur Approved Kasur	30.682	29.682	1.000	0.000	1.000	0.000	0.000	0.000
2960	Dualization of road in Chunian City and Construction Bridge over Rohi Nullah, Length 3.00 Km. 19-03-14 Kasur	99.997	98.997	1.000	0.000	1.000	0.000	0.000	0.000
2961	construction of metalled road from Khadian - Chunian road mouza Khoday (Length = 5.00 Km) Approved Kasur	25.000	23.936	1.064	0.000	1.064	0.000	0.000	0.000
2962	Widening / Improvement of road from Daulay Wala to Hussain Khan Wala, Km No. 3.35 to 12.60, Length 9.25 Km. 12-6-2015 Kasur	138.826	63.826	75.000	0.000	75.000	0.000	0.000	0.000
2963	Widening / improvement of road from College Haveli Lakha to Wapda House through Walled City, Haveli Lakha, Length 3.45 Km. 5-11-2015 Okara , Depalpur	146.236	25.000	121.236	0.000	121.236	0.000	0.000	0.000
2964	Widening / Improvement of road from Dia Ram to Mohal Musa, Length 17.50 Km. Approved Okara , Depalpur	189.279	30.000	159.279	0.000	159.279	0.000	0.000	0.000
2965	Widening / Improvement of road from Basirpur Rohella Road to Permanand (Rasulpur), Length 19 Km. Approved Okara , Depalpur	183.260	30.000	153.260	0.000	153.260	0.000	0.000	0.000
2966	Widening/Improvement/Repair of road from Mandi Ahmed Abad to Hujra Shah Muqem Via Permanand, Length 19.55 Km, tehsil Depalpur 17-11-14 Okara , Depalpur	191.241	45.000	146.241	0.000	146.241	0.000	0.000	0.000

ROADS

(Million Rs.)

GS No	Scheme Information Approval Date / Location	Est. Cost	Accum. Exp June,16	Provision for 2016-17			MTDF Projections		Throw fwd Beyond June, 2019
				Cap	Rev	G. Total (Cap+Rev)	2017-18	2018-19	
1	2	3	4	5	6	7	8	9	10
2967	Widening & repair of road Quiad-e-Azam chowk to Dharmwala via Nizam din, Charat Singh, Bakhu Shah and Tibi Sadha Singh, Mata Singh, Qandowal, Rathor, Gangowala, Jodhpur, Sura Singh and Adda Pur connecting Basirpur road at Dharmawala, Length 18.25 Km. 26-12-15 Okara , Depalpur	210.327	30.000	180.327	0.000	180.327	0.000	0.000	0.000
2968	Widening / Improvement of Road from Darbar Muhammad Ghaus to Shakarkey zairin via Chak No. 10/GD Khola Lasharian (Additional Portion from Khola Lashrian to Kund Bohr 4:0 Km) Approved Okara	30.400	30.000	0.400	0.000	0.400	0.000	0.000	0.000
2969	Rehabilitation of Renala Shergarh Road (Section from Renala By-Pass to Shergarh (Length = 2.59 Km) Approved Okara	12.200	0.200	12.000	0.000	12.000	0.000	0.000	0.000
2970	Construction of Road from Pathankot to 29/GD Approved Okara	10.000	9.000	1.000	0.000	1.000	0.000	0.000	0.000
2971	Construction of road from Noor Shah Road to Sohna Piroka Approved Okara	8.100	8.000	0.100	0.000	0.100	0.000	0.000	0.000
2972	Construction of metalled road from Benazir Road at railway crossing to 1/4/L to Renala Khurd along Railway Line via Education University Okara (Kot Bari Bridge to Renala Khurd via Education University along LBDC), Length 12.50 Kms. 16-04-15 Okara , Renala Khurd & Okara	176.731	85.731	91.000	0.000	91.000	0.000	0.000	0.000
2973	W&I/Repair of road Basirpur to Kanganpur via Mandi Ahedabad, Length 26.78 Km. 5-11-2015 Okara , Depalpur	199.958	31.958	168.000	0.000	168.000	0.000	0.000	0.000
2974	Construction (Widening / Improvement) of road from Gogera to Jandreka, Length 17.15 Km (Phase-I from Km No. 0.00 to 13.00). 17-11-15 Okara	159.652	118.652	41.000	0.000	41.000	0.000	0.000	0.000
2975	W/I of road from Dia Ram to Nehranwali, Length 15.85 KM, Tehsil Depalpur 09-09-14 Okara , Depalpur	173.655	111.655	62.000	0.000	62.000	0.000	0.000	0.000
2976	Widening / Improvement / Repair / Rehabilitation of road from Mandi Ahmad Abad to Hujra Shah Muqeem via Mala Bukan ki Kahoor Wala, Length 26.91 Kms. 21-10-14 Okara , Depalpur	196.457	140.457	56.000	0.000	56.000	0.000	0.000	0.000
2977	W/I & Rehabilitation of road from Akhtarabad to Chowk Shoukat Sultan via Shergarh L=22.75 Kms 08-05-14 Okara , Renala Khurd & Depalpur	182.371	167.371	15.000	0.000	15.000	0.000	0.000	0.000
2978	Rehabilitation of Ghias Chowk to Mohal Moosa Khan, Tehsil Depalpur, Length 12 Kms 09-03-15 Okara , Depalpur	127.833	116.833	11.000	0.000	11.000	0.000	0.000	0.000

ROADS

(Million Rs.)

GS No	Scheme Information Approval Date / Location	Est. Cost	Accum. Exp June,16	Provision for 2016-17			MTDF Projections		Throw fwd Beyond June, 2019
				Cap	Rev	G. Total (Cap+Rev)	2017-18	2018-19	
1	2	3	4	5	6	7	8	9	10
2979	Widening / Improvement of road from Darbar Muhammad Ghous to Sherkay Zarain via Chak No. 10/GD, Khola, Lasharian (Section Darbar Muhammad Ghous to Lasharian), Length 10.60 Kms. 09-03-15 Okara , Depalpur	104.083	94.083	10.000	0.000	10.000	0.000	0.000	0.000
2980	Widening / Improvement of road from Chak No. 39/3-R to Gogrea Noor Shah, Length 11.75 Km. 09-03-15 Okara	187.703	167.703	20.000	0.000	20.000	0.000	0.000	0.000
2981	Widening / Improvement of road Elahi Bakhsh Chowk (46/12-L) to 59/12-L via Pull 50 more and 56-A/12-L Madhial, Length 10.85 Kms. 8-4-2015 Sahiwal , Chichawatni	205.953	100.953	105.000	0.000	105.000	0.000	0.000	0.000
2982	Widening / Improvement of Okanwala 88-A/12-L to Iqbal Nagar via 90/More & Murad Chowk, Length 10.50 Kms. 17-3-15 Sahiwal , Chichawatni	108.168	102.168	6.000	0.000	6.000	0.000	0.000	0.000
2983	Widening / Improvement Okan Wala Road (57-12-L Pull) to Chowk Muttan Wala via Chak 65/12-L, Length 18.65 Km. 10-4-2015 Sahiwal , Chichawatni	268.192	210.192	58.000	0.000	58.000	0.000	0.000	0.000
2984	Widening/Improvement of metalled road Pull 105/12L to 103/12L Chichawatni, in District Sahiwal Approved Sahiwal	40.912	39.912	1.000	0.000	1.000	0.000	0.000	0.000
2985	Improvement of road from Mouza Karyal to Chak Thatha Bahadur Singh via Lonag Wali, District Sahiwal L=4.50 km 22-5-15 Sahiwal	9.889	8.889	1.000	0.000	1.000	0.000	0.000	0.000
2986	Improvement of Friends Cinema road from Crescent CNG to Graveyard Mohallah Noor Park via Friends Cinema, district Sahiwal Approved Sahiwal	9.300	8.700	0.600	0.000	0.600	0.000	0.000	0.000
2987	Improvement of Friends Cinema Road from Old Tanga Stand / Filtration Plant to G.T Road via Police Station Ghalla Mandi, Sahiwal Approved Sahiwal	4.500	4.200	0.300	0.000	0.300	0.000	0.000	0.000
2988	Improvement of Road from Faridia park Chowk Labor Colony via Tariq Bin Ziyad Colony Approved Sahiwal	11.800	10.800	1.000	0.000	1.000	0.000	0.000	0.000
2989	Improvement of Dispensary Road, Ghalla Mandi Approved Sahiwal	8.600	8.000	0.600	0.000	0.600	0.000	0.000	0.000
2990	Improvement of Main Road Inayat Elahi Colony, district Sahiwal Approved Sahiwal	3.000	2.500	0.500	0.000	0.500	0.000	0.000	0.000
2991	Widening / Improvement of road Pull 114/12-L to 118/12-L Chichawatni, Length 11.00 Km. 30-9-15 Sahiwal , Chichawatni	144.894	33.000	111.894	0.000	111.894	0.000	0.000	0.000
2992	Widening / Improvemnt of metalled road near new Khan Pump Kassowal to 40/14-L District Sahiwal 30-9-15 Sahiwal , Chichawatni	100.271	40.000	60.271	0.000	60.271	0.000	0.000	0.000

ROADS

(Million Rs.)

GS No	Scheme Information Approval Date / Location	Est. Cost	Accum. Exp June,16	Provision for 2016-17			MTDF Projections		Throw fwd Beyond June, 2019
				Cap	Rev	G. Total (Cap+Rev)	2017-18	2018-19	
1	2	3	4	5	6	7	8	9	10
2993	Widening & Improvement of Matteled Road from G.T Road Kassowal to 39/14-L Judge Wala 20'Ft (Length = 10 Km) district Sahiwal Approved Sahiwal	10.000	9.500	0.500	0.000	0.500	0.000	0.000	0.000
2994	Improvement of Road from 1-A, Farid Town to behind Masjid Shuhada, Farid Town Sahiwal Approved Sahiwal	35.100	15.000	20.100	0.000	20.100	0.000	0.000	0.000
2995	Improvement of Road from Islamia College to Jamia Masjid Jamia Jehaz Ground via Graveyard Jehaz Ground in district Sahiwal Approved Sahiwal	1.200	1.000	0.200	0.000	0.200	0.000	0.000	0.000
2996	Improvement of Road from Dispensary Farid Town to behind Masjid Shuhada via Main Market Pakistan Soda Water Farid Town Approved Sahiwal	10.200	10.100	0.100	0.000	0.100	0.000	0.000	0.000
2997	Construction of Bridge on River Ravi at Outab Shahana 6-8-2015 Sahiwal	1,757.048	1,197.048	150.000	0.000	150.000	206.000	204.000	0.000
2998	Dualization of Sahiwal - Arifwala - road from Km No. 2.54 to 44.66 Km, Length 42.12 Kms. 6-8-2015 Sahiwal , Arifwala	1,518.782	1,152.284	150.000	0.000	150.000	155.000	61.498	0.000
2999	W/I of metal road from Kacha paka Noor shah Sahiwal Road, Length 16.31 KM 3-10-2014 Sahiwal	188.000	130.000	58.000	0.000	58.000	0.000	0.000	0.000
3000	W/I of Chichawatni-Harrapa-Sahiwali Katchi Pacci Road, Length 43.3 Kms. 12-11-2014 Sahiwal , Sahiwal , Chichawatni	500.000	300.000	200.000	0.000	200.000	0.000	0.000	0.000
3001	Construction of road 3/14L to 5/14L, Length=2.10 Km in District Sahiwal. 25-4-15 Sahiwal , Chichawatni	14.445	10.445	4.000	0.000	4.000	0.000	0.000	0.000
3002	Construction of metalled road from Kotla Adeeb Shaheed to 107/12-L, Length=1.00 Km in District Sahiwal. 16-4-15 Sahiwal , Chichawatni	7.624	5.624	2.000	0.000	2.000	0.000	0.000	0.000
3003	Construction of Multan Road, from Adda Naiwala to Bakhat Wali (L=10KM) Approved Sahiwal	53.600	32.500	21.100	0.000	21.100	0.000	0.000	0.000
3004	Widening / Improvement of road from Chak No. 153/9-L to Chowk 157-9-L, Length 9.52 Km. Approved Sahiwal	95.000	75.000	20.000	0.000	20.000	0.000	0.000	0.000
3005	Widening / Improvement of road from Adda Booti Pal to Railway Crosssing (N-5) Pull 138/9-L to Chowk 138/9-L, Length 8.50 Km. Approved Sahiwal	83.182	65.182	18.000	0.000	18.000	0.000	0.000	0.000
3006	Widening / Improvement of road from Adda Mai Wali Masjid to Adda Kaure Shah More via Sarwar Chowk, Length 14.20 Km. Approved Sahiwal	95.574	74.574	21.000	0.000	21.000	0.000	0.000	0.000

ROADS

(Million Rs.)

GS No	Scheme Information Approval Date / Location	Est. Cost	Accum. Exp June,16	Provision for 2016-17			MTDF Projections		Throw fwd Beyond June, 2019
				Cap	Rev	G. Total (Cap+Rev)	2017-18	2018-19	
1	2	3	4	5	6	7	8	9	10
3007	W/I of road from Bunga Hayat - Pakpattan - Arifwala, Length 54.27 Km, District Pakpattan. 5-3-2013 Pakpattan , Pakpattan , Arifwala	1,223.963	1,061.963	162.000	0.000	162.000	0.000	0.000	0.000
3008	Widening / Improvement of Arifwala - Hota Road, Length 10.50 Km. 8-4-2015 Pakpattan , Arifwala	222.006	178.006	44.000	0.000	44.000	0.000	0.000	0.000
3009	Widening / Improvement of Pakpattan - Kamir road (Km 13 to 27.50), Length 14.5 Km. 17-3-15 Pakpattan , Pakpattan ,Arifwala	154.895	136.895	18.000	0.000	18.000	0.000	0.000	0.000
3010	Dualization of Provincial Highway from Arifwala to Boundary of Bahawalnagar 26-11-15 Pakpattan , Arifwala	795.873	69.873	125.000	0.000	125.000	288.000	313.000	0.000
3011	Reh / Widening / Improvement of Mettalled road from Adda Muhammad Nagar to Chak no. 159/EB Arifwala (PM Pilots) Approved Pakpattan	20.500	0.100	20.400	0.000	20.400	0.000	0.000	0.000
3012	Widening / Improvement of road from Rakh Bridge pakpattan to 22-SP Musewal, Chak Noor Muhammad via 14-SP, 15-SP, 16-SP, Kumhari wala road, Length 11 Km. Approved Pakpattan	110.710	98.710	12.000	0.000	12.000	0.000	0.000	0.000
3013	Construction of Syed Fakhar-ud-din Expressway, District Multan 31-12-15 Multan	1,269.930	404.930	150.000	0.000	150.000	354.000	361.000	0.000
3014	Construction of Road from Basti Nizam Abad to Basti Allah Dadi Mouza Bhaloon, District Multan. Approved Multan	36.000	0.200	35.800	0.000	35.800	0.000	0.000	0.000
3015	Widening / Improvement of road Head Muhammad wala road to Multan Cantt. Via Suraj Miani Langrial (L=6 km) 9-3-2015 Multan	74.389	20.000	54.389	0.000	54.389	0.000	0.000	0.000
3016	Construction of M/Road from Chanab Flood Bund to Basti Balaochan, Length = 1.20 KM Approved Multan	7.381	7.000	0.381	0.000	0.381	0.000	0.000	0.000
3017	Construction of M/Road from Chanab Flood Bund to Chah Joapi Wala Length = 0.83 KM Approved Multan	4.891	4.000	0.891	0.000	0.891	0.000	0.000	0.000
3018	Construction of M/Road in Siddiqabad, Length = 0.50 KM Approved Multan	4.058	3.000	1.058	0.000	1.058	0.000	0.000	0.000
3019	Construction of PCC Paver in Basti Bosan and Nasir Nagar, Length = 0.59 KM Approved Multan	2.144	2.000	0.144	0.000	0.144	0.000	0.000	0.000
3020	Construction of M/Road from Bosan Road to Chah Iqbal Wala, Length = 0.36 KM Approved Multan	3.530	3.000	0.530	0.000	0.530	0.000	0.000	0.000
3021	Construction of PCC Paver in Basti Rashida Chah Gamoo Wala and Mazhar abad near Adda Bosan Length 0.91 KM Approved Multan	4.129	3.500	0.629	0.000	0.629	0.000	0.000	0.000

ROADS

(Million Rs.)

GS No	Scheme Information Approval Date / Location	Est. Cost	Accum. Exp June,16	Provision for 2016-17			MTDF Projections		Throw fwd Beyond June, 2019
				Cap	Rev	G. Total (Cap+Rev)	2017-18	2018-19	
1	2	3	4	5	6	7	8	9	10
3022	Re-Construction of M/Road from Head Bosan to Hayat Ran along Shujabad Canal Length 0.6 KM Approved Multan	1.830	1.500	0.330	0.000	0.330	0.000	0.000	0.000
3023	Construction of M/Road Farrukh Town & Chah Bakhoo Wala, Length 0.55 KM Approved Multan	2.986	2.400	0.586	0.000	0.586	0.000	0.000	0.000
3024	Construction of PCC Paver in Suraj Miani and Binda Sandeela Length 0.67 KM Approved Multan	2.157	2.000	0.157	0.000	0.157	0.000	0.000	0.000
3025	Construction of PCC Paver in Mouza Umar Pur Basti Islamabad Mouza Nandla Din Pur and Mouza Chah Mahni Length 0.81 KM Approved Multan	2.232	2.000	0.232	0.000	0.232	0.000	0.000	0.000
3026	Widening / Improvement of Road from Jalalpur to Khanbela, Length 12 Km. 14-09-15 Multan , Jalalpur	199.959	40.000	159.959	0.000	159.959	0.000	0.000	0.000
3027	Widening / Rehabilitation of road from Mumtazabad Railway overhead bridge to Bahawalpur Bypass Multan (Section from Govt: College of Technology Multan to Bahawalpur Bypass Multan Length = 2.20 Km in Multan City. 17-06-15 Multan	339.923	295.923	44.000	0.000	44.000	0.000	0.000	0.000
3028	Widening / Construction of 1st part of southern bypass Shujabad - Multan from River Bank Chenab to Pull Syedwali or Hatti Siyalan via Khangarh Road & Canal bank towards North Side to connect existing Multan Road, Tehsil Shujabad, Length 9.20 Kms. 22-10-14 Multan	214.360	171.360	43.000	0.000	43.000	0.000	0.000	0.000
3029	Widening / Improvement of Bosan Road from BZU to Adda Sahi Chawan Length 21 Km in District Multan (Carpeting) 17-06-15 Multan	548.000	263.000	100.000	0.000	100.000	124.000	61.000	0.000
3030	W/I of Road Jallah Arainian More to Government Girls College Gailwal (Phase-II), , L=8.00Km in District Lodhran. 4-5-2015 Lodhran	105.553	39.553	66.000	0.000	66.000	0.000	0.000	0.000
3031	Construction of dual road from Khair Pur Road Joiya Chowk (Kehror Pacca) to Kasba Mari Bhagoo, Length 9.00 Kms, Tehsil Lodhran 10-04-15 Lodhran	116.656	58.656	58.000	0.000	58.000	0.000	0.000	0.000
3032	Construction of Bypass at Kehror Pacca Length = 11.90Km in District Lodhran 27-02-14 Lodhran	288.792	213.792	75.000	0.000	75.000	0.000	0.000	0.000
3033	Widening / Improvement (Dualization) of road from Chak No. 97-M, Chamb More, Chamb Kallar, Kallar Chowk, Mughalanwala Chowk Sheikhpull to Khanwah Ghalwan, Length 20.00 Km, District Lodhran. 18-09-15 Lodhran	241.000	35.000	80.000	0.000	80.000	80.000	46.000	0.000

ROADS

(Million Rs.)

GS No	Scheme Information Approval Date / Location	Est. Cost	Accum. Exp June,16	Provision for 2016-17			MTDF Projections		Throw fwd Beyond June, 2019
				Cap	Rev	G. Total (Cap+Rev)	2017-18	2018-19	
1	2	3	4	5	6	7	8	9	10
3034	Widening & Improvement (Dualization) of road from Lodhran Bypass, Basti Pacca, Mouza Hussainabad, Basti Muradwala, Haveli Naseer Khan to Hasilwala, Length=18.00 km, District Lodhran. 25-05-15 Lodhran , Kehror pacca	238.941	48.941	80.000	0.000	80.000	80.000	30.000	0.000
3035	Widening / Imp of Road from Adda Zakhira to Chowki Sobay Khan, Length = 3.00 Km in District Lodhran. 20-05-15 Lodhran , Dunyapur	32.762	9.762	23.000	0.000	23.000	0.000	0.000	0.000
3036	Widening / Improvement of road from Adda Zakhira to Jhandir Wah Road Including Maqbool Wah, Length=5.00 km in District Lodhran. 20-05-15 Lodhran , Dunyapur	51.874	9.874	42.000	0.000	42.000	0.000	0.000	0.000
3037	Construction of Dual Carriageway from railway crossing 112/10-R to Pull 114/10-R, Tehsil Jahanian L = 3.10 KM 3-9-2014 Khanewal , Jahanian	101.310	94.310	7.000	0.000	7.000	0.000	0.000	0.000
3038	W/I of Roads from Iqbal Nagar to Pull Lohar Wali via Basti Dulwan, Length 26.00 KM. 25-01-16 Khanewal	358.821	153.821	100.000	0.000	100.000	105.000	0.000	0.000
3039	W/I of Roads from Kot Sujjan Sing Jandial Banglow, L= 19 K.M in District Khanewal 15-10-14 Khanewal	226.276	218.276	8.000	0.000	8.000	0.000	0.000	0.000
3040	Widening / Improvement of metalled road Adda Sardarpur to Sial Machine (Remaining portion), Length 14.36 Km. 12-01-16 Khanewal	206.138	203.138	3.000	0.000	3.000	0.000	0.000	0.000
3041	Dualization of Khanewal Lodharan road(PC-II) Approved Khanewal	55.000	54.000	1.000	0.000	1.000	0.000	0.000	0.000
3042	Widening / Improvement of Inter District Road from Nawar Sheher to Kukar Hatta, Length 7.70 Km. 09-09-15 Khanewal , kabirwala	98.439	25.439	73.000	0.000	73.000	0.000	0.000	0.000
3043	W/I of Missing Portion of Mattital Sarai Sidhu Road District Khanewal, Length=5.00 Km. 09-09-15 Khanewal , kabirwala	63.582	9.582	54.000	0.000	54.000	0.000	0.000	0.000
3044	Construction of Metal Road on the Missing Portions from Thokar Monga Wala to Moza Qurai Baloch along Monga Wala Minor Tehsil Kabirwala District Khanewal. (Length:3 KMs) Approved Khanewal	14.998	14.000	0.998	0.000	0.998	0.000	0.000	0.000
3045	Construction of Metal Road in Mouza Bahader Wala (From Chah Outarwala to Qita Modhiwala) Via Karariwala Tehsil Kabirwala District Khanewal. (Length: 2.90 KMs). Approved Khanewal	15.000	14.000	1.000	0.000	1.000	0.000	0.000	0.000
3046	Widening / Improvement of Metalled Road from Adda Salarwahan to Thul Najeeb Tehsil Kabirwala Length 3.0 Kms Approved Khanewal	21.000	20.000	1.000	0.000	1.000	0.000	0.000	0.000

ROADS

(Million Rs.)

GS No	Scheme Information Approval Date / Location	Est. Cost	Accum. Exp June,16	Provision for 2016-17			MTDF Projections		Throw fwd Beyond June, 2019
				Cap	Rev	G. Total (Cap+Rev)	2017-18	2018-19	
1	2	3	4	5	6	7	8	9	10
3047	Widening / Improvement of Metalled Road from Pull Sardarpur to Salarwahan via Mumdal & Binda Bunglow Tehsil Kabirwala Length 6.50 Km. 09-09-15 Khanewal , kabirwala	61.597	19.597	42.000	0.000	42.000	0.000	0.000	0.000
3048	Widening / Improvement of Metalled Road from Dars Chawan to Salarwan Tehsil Kabirwala, Length 5.5 Km. 09-09-15 Khanewal , kabirwala	53.467	20.467	33.000	0.000	33.000	0.000	0.000	0.000
3049	Widening / Improvement of Metalled Road from Salarwahan to Chowk Nawa Shaheer Tehsil Kabirwala Length 4.80 Kms. 09-09-15 Khanewal , kabirwala	46.094	15.094	31.000	0.000	31.000	0.000	0.000	0.000
3050	Widening / Improvement of Metalled Road from Darkhana Station to Chak No. 2, Length 5.50 Km. 09-09-15 Khanewal , kabirwala	63.265	20.265	43.000	0.000	43.000	0.000	0.000	0.000
3051	Manufacturing and installation of 1100 Rft boat bridge at Pattan Chowki Mohan Tehsil Kabirwala District Khanewal. Approved Khanewal	194.419	15.000	179.419	0.000	179.419	0.000	0.000	0.000
3052	Widening / Improvement Metaled Road from Mohripur to Adda 12 Meel, Length 5.50 Kms. 09-09-15 Khanewal , kabirwala	68.589	14.589	54.000	0.000	54.000	0.000	0.000	0.000
3053	Dualization / Widening / Carpeting of Road alongwith installation of Streetlights of Tulamba City from Chowk Pull Chauni Dera Mehar Iqbal to Shaukat Morr (Length = 2.7 KM) Approved Khanewal	40.000	10.000	30.000	0.000	30.000	0.000	0.000	0.000
3054	Construction of Over-head Bridge on the railway lines between Jhanian Road to Police station sadder and Abdulghafoor road at Khanewal city 02-04-15 Khanewal	658.000	270.000	100.000	0.000	100.000	144.000	144.000	0.000
3055	W/I of road in Masoom Shah Road to Ratta Tibba L = 28.00 Km in District Vehari. 16-04-14 Vehari	277.103	225.103	52.000	0.000	52.000	0.000	0.000	0.000
3056	Construction of Metalled road Bangla Rasool Pur, Karam Pur via Hassan Shah Peer Mohri Shah 10-06-15 Vehari	199.564	113.564	86.000	0.000	86.000	0.000	0.000	0.000
3057	Widening / Improvement of road from Adda Quarter stop (DM Road) to Burewala Kamand road via 100/EB Wala Pull Along Pakpattan Canal L= 43 km in District Vehari 13-03-15 Vehari	169.710	134.710	35.000	0.000	35.000	0.000	0.000	0.000
3058	Widening / Improvement of road from Sharqi Colony to Burewala road via Hasilpur road & Danewal, Length 2.04 18-11-15 Vehari , Mailsi	50.565	0.565	50.000	0.000	50.000	0.000	0.000	0.000
3059	Widening / Improvement of Road DM Road to District Boundary Khanewal Length 21.70Km, District Vehari 06-11-15 Vehari	294.037	195.037	99.000	0.000	99.000	0.000	0.000	0.000

ROADS

(Million Rs.)

GS No	Scheme Information Approval Date / Location	Est. Cost	Accum. Exp June,16	Provision for 2016-17			MTDF Projections		Throw fwd Beyond June, 2019
				Cap	Rev	G. Total (Cap+Rev)	2017-18	2018-19	
1	2	3	4	5	6	7	8	9	10
3060	Widening / Improvement of Tibba Sultan Pur-Mailsi Road Length 35.00Km, District Vehari 27-02-14 Vehari , Mailsi	441.697	235.697	206.000	0.000	206.000	0.000	0.000	0.000
3061	Widening / Improvement of Road from Gaggoo Mandi to Katchi Pacci Chowk Via Jamlera Sahuka from 0.00 to 45.00 District Vehari. 21-10-14 Vehari	423.495	181.495	100.000	0.000	100.000	67.000	75.000	0.000
3062	Widening/Improvement of Mian Pakhi, ratta Tibba via Pakhi More (DM Road) L=26.00 km district vehari 17-06-15 Vehari	280.468	80.468	50.000	0.000	50.000	150.000	0.000	0.000
3063	Widening/Improvement of road from Machiwal (DM Road) Burewala Kamand Road L=12.40 km District Vehari 4-5-2015 Vehari	136.912	69.912	67.000	0.000	67.000	0.000	0.000	0.000
3064	Widening / Improvement of Tibba Sultan Pur to Luddan Road via Mitroo from Km 9.35 to 43.40 & 44.80 to 65.25, Length 54.50 Kms including Widening / Improvement of link road Karampur to Burana, Length 8.80 Km, Total Length 63.60 Km. 21-04-15 Vehari	1,078.382	1,002.382	76.000	0.000	76.000	0.000	0.000	0.000
3065	W/I of Burewala - Luddan road via Katchi Packi Length 40.10 kms 12-02-16 Vehari	498.042	387.042	111.000	0.000	111.000	0.000	0.000	0.000
3066	Establishment of Railway crossing in mailsi City (NA-170) District vehari Approved Vehari	12.292	0.292	12.000	0.000	12.000	0.000	0.000	0.000
3067	Widening/Improvement/ New Construction of road from Zoo at Vehari to Karam pur via Chak No. 61/Wb, Length 15 Km. 09-09-15 Vehari	151.467	20.467	131.000	0.000	131.000	0.000	0.000	0.000
3068	Widening and Improvement of road Lahore - Kasur- Khudian- depalpur - Pakpattan- Vehari Multan road section gogoo to Burewala from Km no. 536.93 to 553.23 Km L- 16.30 km 17-06-15 Vehari	450.333	305.333	145.000	0.000	145.000	0.000	0.000	0.000
3069	Construction of dual carriage way from Burewala to Chichawatni road, Vehari (Remaining Portion), Km No. 3.00 to 23.14, Length 20.14 Km. 21-10-14 Vehari , Burewala	978.000	315.000	150.000	0.000	150.000	259.000	254.000	0.000
3070	Construction of metalled road from Mailsi Syphon Karam Pur road to Hassan Shah road via Basti Chohan, Basti Rait wali, Basti Thatha & Basti Waseeran, Length 11 Km. Approved Vehari , Mailsi	168.251	0.251	168.000	0.000	168.000	0.000	0.000	0.000
3071	Construction of metalled road from Garrison Check Post (Mailsi) to Pul Bakhat Wala along Chalay Wahin Disty: i/c Link Basti Bair Wali, Length 3.50 Km. Approved Vehari , Mailsi	41.374	0.374	41.000	0.000	41.000	0.000	0.000	0.000

ROADS

(Million Rs.)

GS No	Scheme Information Approval Date / Location	Est. Cost	Accum. Exp June,16	Provision for 2016-17			MTDF Projections		Throw fwd Beyond June, 2019
				Cap	Rev	G. Total (Cap+Rev)	2017-18	2018-19	
1	2	3	4	5	6	7	8	9	10
3072	Construction of Kot Chutta Bypass, Length 5.50 Km. 29-01-15 Dera Ghazi Khan , Kot Chutta	249.000	137.000	112.000	0.000	112.000	0.000	0.000	0.000
3073	Construction / Rehabilitation of M/R from Chowki Wala to Zain (L=27.00 km) 27-06-13 Dera Ghazi Khan , Taunsa	281.460	231.460	50.000	0.000	50.000	0.000	0.000	0.000
3074	Rehabilitation / Reconstruction / Improvement of metalled road from Shadan Lund to Bait Sawai Road (Phase-I), Length 7.20 Km, District D.G.Khan. Approved Dera Ghazi Khan	20.978	19.978	1.000	0.000	1.000	0.000	0.000	0.000
3075	Construction of metalled road from Murad Basti to Basti Shahdad Length 9.00 Km, District D.G.Khan. 12-3-2015 Dera Ghazi Khan	95.969	39.969	56.000	0.000	56.000	0.000	0.000	0.000
3076	Construction of metalled road from Gajugi to Basti Katoray Length 13.00 Km, District D.G.Khan. 12-3-2015 Dera Ghazi Khan	93.584	39.584	54.000	0.000	54.000	0.000	0.000	0.000
3077	Construction of metalled road from Peer Adil to Mandi Wala Length 10.50 Km, District D.G.Khan. 12-3-2015 Dera Ghazi Khan	99.910	39.910	60.000	0.000	60.000	0.000	0.000	0.000
3078	Construction of metalled road from Downa (Dandona Mir Khar) to Bait Lakho Length 5.00 Km, District D.G.Khan. 12-3-2015 Dera Ghazi Khan , Taunsa	83.104	67.104	16.000	0.000	16.000	0.000	0.000	0.000
3079	Construction of Road over eastern flood protection bund, Jampur (14.75 KM) 2-10-2014 Dera Ghazi Khan , Jampur	503.236	333.236	170.000	0.000	170.000	0.000	0.000	0.000
3080	Construction of Road in Chotti City (L=3 km) Approved Dera Ghazi Khan	16.500	16.000	0.500	0.000	0.500	0.000	0.000	0.000
3081	Widening / Improvement of Road from Kot Mubarak to Shah Sadar Din, Length=11.30 Km, District Dera Ghazi Khan. 12-3-2015 Dera Ghazi Khan	185.241	50.241	135.000	0.000	135.000	0.000	0.000	0.000
3082	Construction of metalled road from Downa to Bait Lakho, Length 3.20 Km. 4-9-2015 Dera Ghazi Khan , Taunsa	83.236	30.236	53.000	0.000	53.000	0.000	0.000	0.000
3083	Construction of metalled road from Gadi Shumali to Bait Chanan, Length 3.00 Km. 4-9-2015 Dera Ghazi Khan , Taunsa	74.842	53.842	21.000	0.000	21.000	0.000	0.000	0.000
3084	Construction of Jeepable Road from Laofani Duf to Azghani Bund Approved Dera Ghazi Khan	10.300	10.000	0.300	0.000	0.300	0.000	0.000	0.000
3085	Construction of Road from Basti Farooq Khan Ahmadani Moqadam to Bhatta Ghulam Ali Ahmadani (L=1 km) Approved Dera Ghazi Khan	5.500	5.300	0.200	0.000	0.200	0.000	0.000	0.000
3086	Construction of Road from Canal Bridge Lower Manka to Basti Khaira Khan Ahmadani Approved Dera Ghazi Khan	1.500	1.400	0.100	0.000	0.100	0.000	0.000	0.000

ROADS

(Million Rs.)

GS No	Scheme Information Approval Date / Location	Est. Cost	Accum. Exp June,16	Provision for 2016-17			MTDF Projections		Throw fwd Beyond June, 2019
				Cap	Rev	G. Total (Cap+Rev)	2017-18	2018-19	
1	2	3	4	5	6	7	8	9	10
3087	Construction of Metalled Road from Choti Balla to Link Road Basti Rab Nawaz Hajbani, Siraj Chingwani Chak Jallo Harr (L=1 km) Approved Dera Ghazi Khan	5.500	5.400	0.100	0.000	0.100	0.000	0.000	0.000
3088	Construction of Metalled Road from Basti Nikka Tallpur to Basti Hasnani (L=1 km) Approved Dera Ghazi Khan	5.500	5.300	0.200	0.000	0.200	0.000	0.000	0.000
3089	Construction of Metalled Road from Ghubbar Miner to Bangla Barmani Approved Dera Ghazi Khan	2.500	2.200	0.300	0.000	0.300	0.000	0.000	0.000
3090	Construction of Metalled Road from Bridge 23 Purana Manka to Basti Jalal Khan Changwani Approved Dera Ghazi Khan	2.700	2.500	0.200	0.000	0.200	0.000	0.000	0.000
3091	Construction of Metalled Road from Pull No.8 to Boys Primary School Hasso Talpur (Construction of Pull and Laying of Soling 400 ft) Approved Dera Ghazi Khan	5.500	5.200	0.300	0.000	0.300	0.000	0.000	0.000
3092	Construction of Metalled Road from Pull 13 to Basti Abdul Subhan Khan Changwani Approved Dera Ghazi Khan	2.500	2.000	0.500	0.000	0.500	0.000	0.000	0.000
3093	Construction of Metalled Road from Basti Bahar e Aani to Basti Wahi Kangrani (L=2 km) Approved Dera Ghazi Khan	11.000	10.000	1.000	0.000	1.000	0.000	0.000	0.000
3094	Construction of Metalled Road in Mamori (L=750 mt) Approved Dera Ghazi Khan	4.125	4.000	0.125	0.000	0.125	0.000	0.000	0.000
3095	Construction of metalled road from Drahma Kot-Chutta road to Sukhara Arain to Basti Farooq Khosa D.G.Khan Length =1.2 km. Approved Dera Ghazi Khan	6.853	6.500	0.353	0.000	0.353	0.000	0.000	0.000
3096	Rehabilitation of metalled road from Samina road to Basti Khakhi d.g.khan Length = 3.40km. Approved Dera Ghazi Khan	10.738	10.500	0.238	0.000	0.238	0.000	0.000	0.000
3097	Construction of Metalled Road From Jam Pur Road To Peer Wala Length = 1.0 Km Approved Dera Ghazi Khan	5.247	5.000	0.247	0.000	0.247	0.000	0.000	0.000
3098	Rehabilitation of metalled road from pull Saidan Shah to Rakh Chawoni D.G.Khan.length = 2.00km. Approved Dera Ghazi Khan	6.807	6.500	0.307	0.000	0.307	0.000	0.000	0.000
3099	Rehabilitation of metalled road from Multan road to Dera Malik kashif arain D.G.Khan. Length = 1.00km. Approved Dera Ghazi Khan	3.833	3.600	0.233	0.000	0.233	0.000	0.000	0.000
3100	Construction of metalled road from Ghousia Ghee Mill to Basti Naseer Khan/Ameer Khan Khitran alongwith R B of Kot Chutta minor (including shifting of pacca water course) length = 1.30 km. Approved Dera Ghazi Khan	9.425	9.000	0.425	0.000	0.425	0.000	0.000	0.000

ROADS

(Million Rs.)

GS No	Scheme Information Approval Date / Location	Est. Cost	Accum. Exp June,16	Provision for 2016-17			MTDF Projections		Throw fwd Beyond June, 2019
				Cap	Rev	G. Total (Cap+Rev)	2017-18	2018-19	
1	2	3	4	5	6	7	8	9	10
3101	Rehabilitation of metalled road from Joke Yar Shah Chabri Zareen to Ladan Length=6.85km. D.G.Khan. Approved Dera Ghazi Khan	6.760	6.000	0.760	0.000	0.760	0.000	0.000	0.000
3102	Construction of Metalled Road From Jhoke Utra - Jhakhar Imam Road Km No.2 To Chah Chowra Length = 1.00 Km Approved Dera Ghazi Khan	5.521	5.000	0.521	0.000	0.521	0.000	0.000	0.000
3103	Rehabilitation of Metalled Road From Imam Bargah Mana Ahmadani to Daoulat Abad Colony Length = 1.00 km Approved Dera Ghazi Khan	8.769	8.500	0.269	0.000	0.269	0.000	0.000	0.000
3104	Construction of Metalled Road From Aali Wala - Ghous Abad Road Km No.2 To Basti Alyani Length = 0.70 Km Approved Dera Ghazi Khan	3.971	3.800	0.171	0.000	0.171	0.000	0.000	0.000
3105	Construction of Metalled Road From Jhoke Utra - Jhakhar Imam Road Km No.4 To Chah Gee Wala (Missing Link) Length = 0.5 Km Approved Dera Ghazi Khan	3.174	3.000	0.174	0.000	0.174	0.000	0.000	0.000
3106	Rehabilitation of metalled road from Notak-Shero road pull Kanday Wala to Shero Bund via Duba Darry Length = 7.30 km. Approved Dera Ghazi Khan	16.703	16.000	0.703	0.000	0.703	0.000	0.000	0.000
3107	Construction of Metalled Road From Shoria Canal To Boys Primary School Sindhi Wala Length = 3.40 Km Approved Dera Ghazi Khan	18.291	18.000	0.291	0.000	0.291	0.000	0.000	0.000
3108	Construction of metalled road from Jhoke Yar Shah road Chandur Chowk to Kuleywali via Sheikh Wali, Jangla Wala Length = 3.30 Km Approved Dera Ghazi Khan	20.581	20.000	0.581	0.000	0.581	0.000	0.000	0.000
3109	Construction of metalled road from Kot Chutta - Choti road km no.6 (Hussain Abad) to Adil Wala. Length = 2.00 km. Approved Dera Ghazi Khan	12.651	12.000	0.651	0.000	0.651	0.000	0.000	0.000
3110	Rehabilitation / Re-Construction / Improvement of metalled road from Shadan Lund to Bait Sawai road (Phase-I) length 7.20 Km Approved Dera Ghazi Khan	20.978	20.000	0.978	0.000	0.978	0.000	0.000	0.000
3111	Construction of Metalled Road From Basti Dhol - Machi Wala Road to Essay Wala Length = 1.50 km Approved Dera Ghazi Khan	8.047	8.000	0.047	0.000	0.047	0.000	0.000	0.000
3112	Rehabilitation / Re-Construction / Improvement of metalled road from Dari Dhollay Wali to Pull Mundhy Wali Length = 5.00 Km Approved Dera Ghazi Khan	20.618	20.000	0.618	0.000	0.618	0.000	0.000	0.000
3113	Construction of Metalled road from Notak-Malghani road to Sahiban Minor road via Basti Chandran,Khoi Length = 1.50 km. Approved Dera Ghazi Khan	8.882	8.000	0.882	0.000	0.882	0.000	0.000	0.000

ROADS

(Million Rs.)

GS No	Scheme Information Approval Date / Location	Est. Cost	Accum. Exp June,16	Provision for 2016-17			MTDF Projections		Throw fwd Beyond June, 2019
				Cap	Rev	G. Total (Cap+Rev)	2017-18	2018-19	
1	2	3	4	5	6	7	8	9	10
3114	Rehabilitation / Re-Construction / Improvement of metalled road from Zila Council Check Post To Notak - Sheroo road via Basti Yaray-Wali Approved Dera Ghazi Khan	19.978	1.000	18.978	0.000	18.978	0.000	0.000	0.000
3115	Construction of Metalled road Basti Malana - Yaqiani Road km no.4 to Ismail wala Length = 1.00 km. Approved Dera Ghazi Khan	5.258	5.000	0.258	0.000	0.258	0.000	0.000	0.000
3116	Construction / Widening / Improvement of road from Indus Highway Adda Notak to Qasba Notak Length 1.50 Km 23-04-15 Dera Ghazi Khan , Kot Chutta	25.810	12.000	13.810	0.000	13.810	0.000	0.000	0.000
3117	Rehabilitation of Mettalled road from Choti Talpur to Dajal Road from Km No. 1.00 to 5.75, Length 4.75 Km. 8-12-2015 Dera Ghazi Khan , Kot Chutta	35.986	10.000	25.986	0.000	25.986	0.000	0.000	0.000
3118	Approval Of Jeepable Tracks In Tuman Qaisrani Approved Dera Ghazi Khan	82.791	81.791	1.000	0.000	1.000	0.000	0.000	0.000
3119	Construction of Ring Road D.G Khan (remaining Portion) 24ft to 36ft (Length = 5.2Km), D.G. Khan 9-3-2015 Dera Ghazi Khan	295.583	269.583	26.000	0.000	26.000	0.000	0.000	0.000
3120	W / I of road from Fazal pur to Hajipur (Phase-I) from 12 feet to 20 feet (L=15 km) 22-10-14 Rajanpur	216.854	189.854	27.000	0.000	27.000	0.000	0.000	0.000
3121	Construction of Dual Approach road from Arbi Road to Rojhan Branch, District Rajanpur. 27-05-15 Rajanpur , Rojhan	199.450	50.450	149.000	0.000	149.000	0.000	0.000	0.000
3122	Widening & Extension (10-20 feet) of mattle road Bait Soutra to Sahanwala, Length 15.00 Km. 22-10-14 Rajanpur	190.002	147.002	43.000	0.000	43.000	0.000	0.000	0.000
3123	Widening & extension (10-20 Feet) of mattle road Pull Qadira Kot Miithan to Head Hamid, Length 11 Kms. 22-10-14 Rajanpur	169.898	89.898	80.000	0.000	80.000	0.000	0.000	0.000
3124	Repair / Widening of road from Umer Kot to Indus Highway, Length 8.90 Km. 19-03-15 Rajanpur , Rojhan	156.583	89.583	67.000	0.000	67.000	0.000	0.000	0.000
3125	Construction of Dual Carriage Way Badli Link Road To Indus Highway Through Umer Kot City from Km No. 0.00 to 10.66, Length 10.66 Km. 14-09-15 Rajanpur , Rojhan	199.993	29.993	170.000	0.000	170.000	0.000	0.000	0.000
3126	Construction of two bridges at Chatar kay Pattan & North Pattan (Length=400ft each) 25-03-15 Rajanpur , Rojhan	139.777	30.000	109.777	0.000	109.777	0.000	0.000	0.000
3127	Construction of Dual Approach Roads From Sheikh Zayed Pull To Bhong Sharif from Km No. 0.00 to 4.50, Length 4.50 Km. 7-9-2015 Rajanpur , Rojhan	77.722	40.000	37.722	0.000	37.722	0.000	0.000	0.000
3128	W/I of metalled road from Pul Qadir to head hamid Km No. 11 to 13.60, Length 2.60 Km. 4-9-2015 Rajanpur	46.311	30.000	16.311	0.000	16.311	0.000	0.000	0.000

ROADS

(Million Rs.)

GS No	Scheme Information Approval Date / Location	Est. Cost	Accum. Exp June,16	Provision for 2016-17			MTDF Projections		Throw fwd Beyond June, 2019
				Cap	Rev	G. Total (Cap+Rev)	2017-18	2018-19	
1	2	3	4	5	6	7	8	9	10
3129	W/I of metalled road from Bait Sauntra to Sahan Wala from Km 15 to 23.00, Length 8.00 Km. 4-9-2015 Rajanpur	123.547	60.000	63.547	0.000	63.547	0.000	0.000	0.000
3130	W/I of metalled road from Fazil pur Bypass to Bait Bukhshey wali via Kotla Androon from Km No. 0.00 to 5.50, Length 5.50 Km. 7-9-2015 Rajanpur	73.566	70.000	3.566	0.000	3.566	0.000	0.000	0.000
3131	W/I of metalled road from fazil Pur to Sikhani Wala Kotla Sher Muhammad from Km No. 2.60 to 9.35, Length 6.75 Km. 4-9-2015 Rajanpur	82.569	80.000	2.569	0.000	2.569	0.000	0.000	0.000
3132	Construction of Road From Haji pur to Lundi Syedan (L=26) Phase II Rajanpur 13-11-15 Rajanpur , Jampur	424.293	20.293	50.000	0.000	50.000	183.000	171.000	0.000
3133	Construction of Dual Carriageway from Ganaish Wah Canal to Katchari Chowk in Muzaffargarh City L=2.00 km 5-10-2015 Muzaffargarh	258.316	118.316	140.000	0.000	140.000	0.000	0.000	0.000
3134	Widening / Improvement to rohailwali to Ganga via Nair Chowk L=9.00Km, District Muzaffargarh. Approved Muzaffargarh	99.700	75.000	24.700	0.000	24.700	0.000	0.000	0.000
3135	Kharakan-Tarku Adda to Muzaffargarh - Mianwali (MM) Road, (Length 12 Km) Approved Muzaffargarh	79.380	71.486	7.894	0.000	7.894	0.000	0.000	0.000
3136	Construction of M/R from both sides of Suhrab Minor in Jatoi City (Hudwali Pull to Qaiser Ghazala) Length = 03Km (Reach Km 1.30 to 03Km =1.70Km) with lining of Canal and Construction and Development of City Park Jatoi. Approved Muzaffargarh	51.768	46.401	5.367	0.000	5.367	0.000	0.000	0.000
3137	Dualization of Alipur Link Road from College Chowk to seetpur Chowk (Length 2.23Km), District Muzaffargarh. Approved Muzaffargarh	92.902	91.902	1.000	0.000	1.000	0.000	0.000	0.000
3138	Rahabilitation & Construction of Metalled Road from N-70 to Head Bakaini along Muzaffargarh Canal Length 43Km, District Muzaffargarh. 24-02-14 Muzaffargarh , Muzaffar garh	191.649	189.649	2.000	0.000	2.000	0.000	0.000	0.000
3139	Construction of road from Basti Mohana Mouza Peerowali to Qadira Nala Approved Muzaffargarh	21.815	0.100	21.715	0.000	21.715	0.000	0.000	0.000
3140	Construction of metalled road Dari Babar Mouza Yaki wali to Nala Pindan Approved Muzaffargarh	24.548	0.100	24.448	0.000	24.448	0.000	0.000	0.000
3141	Construction of metalled road from Barnala Qadira to Basti Deena to Basti Awan Approved Muzaffargarh	10.353	0.150	10.203	0.000	10.203	0.000	0.000	0.000
3142	Construction of metalled road from Jatoi road to basti Ghazi through Basti Mazar wala Approved Muzaffargarh	12.611	0.200	12.411	0.000	12.411	0.000	0.000	0.000

ROADS

(Million Rs.)

GS No	Scheme Information Approval Date / Location	Est. Cost	Accum. Exp June,16	Provision for 2016-17			MTDF Projections		Throw fwd Beyond June, 2019
				Cap	Rev	G. Total (Cap+Rev)	2017-18	2018-19	
1	2	3	4	5	6	7	8	9	10
3143	Construction of road, head 46 to Patti Sakhai, 2-km Approved Muzaffargarh	20.000	0.200	19.800	0.000	19.800	0.000	0.000	0.000
3144	Construction of road Nooran Anbar band to Muzaffargarh kanal, 3-K Approved Muzaffargarh	20.000	0.200	19.800	0.000	19.800	0.000	0.000	0.000
3145	Construction of road Muzaffargarh road to Ammano wala, 3- km Approved Muzaffargarh	30.000	0.200	29.800	0.000	29.800	0.000	0.000	0.000
3146	Construction of road Ahmad Dewala to Nalla Saan, 3-km Approved Muzaffargarh	30.000	0.200	29.800	0.000	29.800	0.000	0.000	0.000
3147	MM road towards West Wallo male chak No. 616/TDA metalled road 3km. Approved Muzaffargarh	30.000	0.200	29.800	0.000	29.800	0.000	0.000	0.000
3148	MM road towards west Boaying adda chak No. 615/TDA metalled road 3km Approved Muzaffargarh	30.000	0.200	29.800	0.000	29.800	0.000	0.000	0.000
3149	MM road towards Naseem pulli chak No.615/TDA metalled road 3km Approved Muzaffargarh	30.000	0.100	29.900	0.000	29.900	0.000	0.000	0.000
3150	MM road towards East Jhangi adda Chak No. 649/TDA metalled road 3km Approved Muzaffargarh	30.000	0.100	29.900	0.000	29.900	0.000	0.000	0.000
3151	Construction of FM metalled from Lower magasan to Chahtay wala (Gurmani Shirqi) Tehsil kot Addo District Muzaffargarh L=5km Approved Muzaffargarh	50.000	0.100	49.900	0.000	49.900	0.000	0.000	0.000
3152	Construction of FM metalled road from Walloo wala to Mashori wala Tehsil Kot Addo District Muzaffargarh L=4km Approved Muzaffargarh	40.000	0.100	39.900	0.000	39.900	0.000	0.000	0.000
3153	Construction of FM metalled road from Koray wala to Siri Lohen Tehsil Kot Addo District Muzaffargarh L=4km Approved Muzaffargarh	40.000	0.200	39.800	0.000	39.800	0.000	0.000	0.000
3154	Construction of FM metalled road from Darbar Peer Talib Hussain to Bait Sohni on Bakhatawar minor bank Tehsil kot addo District Muzaffargarh L=3km Approved Muzaffargarh	30.000	0.150	29.850	0.000	29.850	0.000	0.000	0.000
3155	Repair of Road from Bashir Kot Head Dad Wala Approved Muzaffargarh	7.000	0.100	6.900	0.000	6.900	0.000	0.000	0.000
3156	Construction of M/R from Basti Kheira to Chak No. 506/TDA Approved Muzaffargarh	4.406	0.100	4.306	0.000	4.306	0.000	0.000	0.000
3157	Construction of M/R from Daira Rang Pur Road to Basti Zaffar Khan Approved Muzaffargarh	1.500	0.100	1.400	0.000	1.400	0.000	0.000	0.000
3158	Construction of M/R from Ali Wala to Sultan Wala Approved Muzaffargarh	4.886	0.150	4.736	0.000	4.736	0.000	0.000	0.000

ROADS

(Million Rs.)

GS No	Scheme Information Approval Date / Location	Est. Cost	Accum. Exp June,16	Provision for 2016-17			MTDF Projections		Throw fwd Beyond June, 2019
				Cap	Rev	G. Total (Cap+Rev)	2017-18	2018-19	
1	2	3	4	5	6	7	8	9	10
3159	Construction of road from Saim Nala Daira Din Pannah to House Ibrahim Patwarito Basti Jamali Approved Muzaffargarh	4.995	0.200	4.795	0.000	4.795	0.000	0.000	0.000
3160	Construction of M/R from Jhang Muzaffargarh road to Mahdi Abad Approved Muzaffargarh	1.540	0.100	1.440	0.000	1.440	0.000	0.000	0.000
3161	Construction of M/R from MM road to Chah Mohary Wala Approved Muzaffargarh	4.812	0.150	4.662	0.000	4.662	0.000	0.000	0.000
3162	Construction of M/R from Primary School Dehgun Walan to Dera Munda Road Approved Muzaffargarh	6.619	0.100	6.519	0.000	6.519	0.000	0.000	0.000
3163	Construction of M/R from Kharkan Tako road Chak No.134 ML Approved Muzaffargarh	4.242	0.200	4.042	0.000	4.042	0.000	0.000	0.000
3164	Construction of Metalled Road from Basti Shumar to Hamidpur Road Mouza Dammar Wala Approved Muzaffargarh	9.950	0.100	9.850	0.000	9.850	0.000	0.000	0.000
3165	Construction of M/T Road Jaso Wala to Taliri Canal Approved Muzaffargarh	7.000	0.100	6.900	0.000	6.900	0.000	0.000	0.000
3166	Construction of M/T Road Tibba Karim Abad Muzaffargarh Approved Muzaffargarh	7.000	0.100	6.900	0.000	6.900	0.000	0.000	0.000
3167	Construction of Metalled Road from Lund Minor Basti Morqand L=2 km Approved Muzaffargarh	8.400	0.200	8.200	0.000	8.200	0.000	0.000	0.000
3168	Construction of Metalled Road from Lund Minor Basti Allah Daiwaya L=2.5 km Approved Muzaffargarh	8.800	0.200	8.600	0.000	8.600	0.000	0.000	0.000
3169	Construction of Metalled Road from Sultanpur to Qasba Jangla L=2.5 km Approved Muzaffargarh	12.100	0.150	11.950	0.000	11.950	0.000	0.000	0.000
3170	W/I of Mianwali - Muzaffargarh road, Length 50.06 Km (Section Chowk Sarwar Shaheed to T.P Link Canal & T.P Link Canal to Muzaffargarh) 2-10-2014 Muzaffargarh	1,026.070	950.070	76.000	0.000	76.000	0.000	0.000	0.000
3171	W/I of Khushab - Muzaffar Garh Road Section Jhang District Boundary to Muzaffar Garh, Length 83.28 Km, District M/Garh. 8-5-2014 Muzaffargarh	2,223.000	1,627.000	150.000	0.000	150.000	216.000	230.000	0.000
3172	Widening / Improvement of Head Muhammad Wala to MM Road Length:44 Km. 13-04-15 Muzaffargarh , Kot Addu	944.490	457.490	100.000	0.000	100.000	193.000	194.000	0.000
3173	Construction of metalled road from Dumba bund to Bait wasawa Shumali, Length 8.00 Km. 8-9-2015 Layyah	85.373	37.373	48.000	0.000	48.000	0.000	0.000	0.000

ROADS

(Million Rs.)

GS No	Scheme Information Approval Date / Location	Est. Cost	Accum. Exp June,16	Provision for 2016-17			MTDF Projections		Throw fwd Beyond June, 2019
				Cap	Rev	G. Total (Cap+Rev)	2017-18	2018-19	
1	2	3	4	5	6	7	8	9	10
3174	Construction of metalled road from MM road to Head Mast Ali via Chak No.456/TDA, Tehsil Layyah, Length 22.05 Km. 10-11-2015 Layyah	188.051	37.051	151.000	0.000	151.000	0.000	0.000	0.000
3175	Construction of metalled road from Pir Jaggi road to Mouza Ameer Klasra Sharki, Length 9.70 Km. 8-9-2015 Layyah	69.924	22.924	47.000	0.000	47.000	0.000	0.000	0.000
3176	Repair / Rehabilitation / construction of Metalled Road From bye pass Phatak to Layyah Sugar Mill Phatak in Layyah City on Both Side of Railway Line, Length 10.00 Kms. 5-9-2014 Layyah	131.247	100.247	31.000	0.000	31.000	0.000	0.000	0.000
3177	Construction Of Road From Mouza Dona To Baloch Khan Through Mouza Bakhera, Length 10.30 Kms. 31-07-15 Layyah	175.670	119.670	56.000	0.000	56.000	0.000	0.000	0.000
3178	W / I of Fatehpur to Nawankot Road, Length 32.50 Km. 22-10-14 Layyah , Karor	372.513	99.513	90.000	0.000	90.000	90.000	93.000	0.000
3179	Construction of metalled road from Mouza Sohiya more to Wanjhera School via Peer Jaggi Sharif to MM Road Dhoori Adda including approaches and links L=18.97 km, District Layyah. Approved Layyah	98.915	97.915	1.000	0.000	1.000	0.000	0.000	0.000
3180	Construction of metalled road Darbar Mian Ranjha to Peer Jaggi Sharif to Dalki Balki Mouza Ameer Kalasra Sahrqi Gharbi including approaches and Links L=20.89 km District Layyah. Approved Layyah	99.700	50.000	49.700	0.000	49.700	0.000	0.000	0.000
3181	Duliazation of Road From Layyah to Chowk Azam Distric Layyah 7-10-2015 Layyah	3,092.902	70.902	150.000	0.000	150.000	1,398.000	1,474.000	0.000
3182	Construction of bridge at Bait wasawa Shumali and road from Tmba bund via bait wasawa Shumali to Barki Ahmad Khan, Bait Gujji, Tehsil Layyah, Length 20.25 Km 14-09-2015 Layyah	199.918	50.000	149.918	0.000	149.918	0.000	0.000	0.000
3183	Construction of M/road from Head Lal to Bangla Yasmeen via Saharn More Chak No.451/TDA, 449/TDA, 447/TDA Patti Arain Length 30 km. 6-11-2015 Layyah , Choubara	248.477	30.000	218.477	0.000	218.477	0.000	0.000	0.000
3184	Construction of M/road form Nawan Kot Choubara road Adda Panwar wala to Janay wala via Adda shumara wala length 30 km(Tehsil Choubara), Length 30 Km. 6-11-2015 Layyah , Choubara	249.136	30.000	219.136	0.000	219.136	0.000	0.000	0.000
3185	Construction of Metalled Road from Police Line Layyah to Chowk Azam via Chak No. 137, 136, 134, 128, 129, 277, 284, 285 to 339, Length 20.60 Km. 14-09-2015 Layyah	199.840	20.000	179.840	0.000	179.840	0.000	0.000	0.000

ROADS

(Million Rs.)

GS No	Scheme Information Approval Date / Location	Est. Cost	Accum. Exp June,16	Provision for 2016-17			MTDF Projections		Throw fwd Beyond June, 2019
				Cap	Rev	G. Total (Cap+Rev)	2017-18	2018-19	
1	2	3	4	5	6	7	8	9	10
3186	Construction of Road from "Pull Nanu" Dorrata Minor to Basti Lothar, Basti Gazer, Chah Bhumbeywala, Karor, District Layyah Approved Layyah	3.500	3.000	0.500	0.000	0.500	0.000	0.000	0.000
3187	Construction of Metal Road from Darbar Sharif to Dbasti Bhattian Karor City, District Layyah Approved Layyah	2.000	1.500	0.500	0.000	0.500	0.000	0.000	0.000
3188	Construction of Metal Road Laskaniwala bypass Karor City, District Layyah Approved Layyah	2.000	1.900	0.100	0.000	0.100	0.000	0.000	0.000
3189	Construction of Metal road and drainage Railway bypass to Chah Jan Wala Karor City, District Layyah Approved Layyah	1.500	1.400	0.100	0.000	0.100	0.000	0.000	0.000
3190	Construction of metal road Sultan Khan Ward No.2 and Fazalabad Layyah Road Karor District Layyah Approved Layyah	1.500	1.400	0.100	0.000	0.100	0.000	0.000	0.000
3191	Construction of missing Link Gishkori road to Wara Sehran Road via Umerabad, Karor, District Layyah Approved Layyah	3.000	2.900	0.100	0.000	0.100	0.000	0.000	0.000
3192	Construction of Metal Road linking Chak 94/TDA and Chak No. 86/TDA to already existing road from Adda Chak No. 94/TDA to Chak No.82/TDA to Ashgar Chowk Karor, District Layyah Approved Layyah	3.500	3.000	0.500	0.000	0.500	0.000	0.000	0.000
3193	W/I of metalled road from Choubara to Nawankot (missing portion) from Km No. 0.00 to 11.26 & Km No. 18.26 to 20.50, Length 13.50 Km. 8-9-2015 Layyah , Choubara	159.518	65.000	94.518	0.000	94.518	0.000	0.000	0.000
3194	Widening / Improvement of Road from Yazman to Adda Tail Wala Length 16.15Km, District Bahawalpur. 15-04-15 Bahawalpur , Yazman	248.413	213.413	35.000	0.000	35.000	0.000	0.000	0.000
3195	W / I of Road from Mubarakpur to Jhangra Sharqi, District Bahawalpur (L = 28 kms) 22-10-14 Bahawalpur , APE	433.606	182.606	75.000	0.000	75.000	85.000	91.000	0.000
3196	Widening / Improvement of Road from Qaimpur to Head Islam District Bahawalpur. Approved Bahawalpur	294.480	284.480	10.000	0.000	10.000	0.000	0.000	0.000
3197	Widening / Improvement of road from Khanqah Sharif to Buddha Khu, Length 15.00 Km. 2-3-2015 Bahawalpur	186.974	104.974	82.000	0.000	82.000	0.000	0.000	0.000
3198	Construction of Additional Ring Road Bahawalpur Railway Station to Bino Hospital via Bindra Pully Dewan pully Sadar pully Kali pully Bahawalpur. Approved Bahawalpur	2,116.000	0.100	208.000	0.000	208.000	980.000	928.000	0.000
3199	W/I of road from Kotla Mousa Khan to Dhoor Kot through Chowk Bahishti-Khairpur Daha, Length 13.00 Km. 9-9-2015 Bahawalpur , APE	191.452	50.000	141.452	0.000	141.452	0.000	0.000	0.000

ROADS

(Million Rs.)

GS No	Scheme Information Approval Date / Location	Est. Cost	Accum. Exp June,16	Provision for 2016-17			MTDF Projections		Throw fwd Beyond June, 2019
				Cap	Rev	G. Total (Cap+Rev)	2017-18	2018-19	
1	2	3	4	5	6	7	8	9	10
3200	W/I of road from Dhoor Kot -Head Punjnad Road to Basti Arrian via Long Garwan (UC-Dhoor Kot), Length 7.00 Km. 9-10-2015 Bahawalpur , Ahmedpur East	62.983	60.000	2.983	0.000	2.983	0.000	0.000	0.000
3201	Widening / Improvement of road from shahpur to Qaimpur via Jampur, Length 18.00 Km. 22-10-2015 Bahawalpur , HSP	299.741	39.741	50.000	0.000	50.000	116.000	94.000	0.000
3202	Dulization of Road From Uch Sharif to Ahmed pur, Length 30 Km 22-10-2015 Bahawalpur , APE	1,905.375	100.375	191.000	0.000	191.000	829.000	785.000	0.000
3203	Construction of Metalled road from Hamad Pur Kalan to Nandy Lal U/C Kotla Musa Khan, Tehsil Ahmadpur East Approved Bahawalpur	47.881	0.100	47.781	0.000	47.781	0.000	0.000	0.000
3204	W/I of metalled road from Kotla Musa Khan to Dhoor Kot via Shsh Chowk Ahmed pur East (L=15KM) Approved Bahawalpur , APE	229.000	50.000	179.000	0.000	179.000	0.000	0.000	0.000
3205	W/I/Rehablitaion of 24 No Roads in Distric (PP272) 22-10-2015 Bahawalpur	349.829	57.930	99.899	0.000	99.899	100.000	92.000	0.000
3206	Construction of Metalled Road from Ballu Wala to Ring Road Mouza Baqarpur Approved Bahawalpur	15.358	10.000	5.358	0.000	5.358	0.000	0.000	0.000
3207	Construction of metalled Road from Basti Nawabpura to Basti Garwahan Approved Bahawalpur	10.357	7.000	3.357	0.000	3.357	0.000	0.000	0.000
3208	Construction of metalled Road from Leather Factory to Jhok Rahim Bukhsh Approved Bahawalpur	10.702	10.600	0.102	0.000	0.102	0.000	0.000	0.000
3209	Construction of metalled Road from Jhok Malik Yar Muhammad to Basti Malik Shah Muhammad Advocate Approved Bahawalpur	10.357	9.000	1.357	0.000	1.357	0.000	0.000	0.000
3210	Construction of metalled Road from Basti Hameed Pur to Basti Bahadarwala Approved Bahawalpur	10.000	9.900	0.100	0.000	0.100	0.000	0.000	0.000
3211	Construction of metalled Road from Basti Qadir Bakhsh Mouza Sahlan to Govt. Girls Middle School Approved Bahawalpur	10.000	9.800	0.200	0.000	0.200	0.000	0.000	0.000
3212	Construction of metalled Road from Baqirpur Bund to Jhok Gamoon Approved Bahawalpur	8.084	8.000	0.084	0.000	0.084	0.000	0.000	0.000
3213	Construction of metalled Road from patrolling Check Post Lal Sohanra to Basti Pappa Chishti Approved Bahawalpur	5.000	4.000	1.000	0.000	1.000	0.000	0.000	0.000
3214	Construction of Metalled Road from Jhangiwala Road to Basti Hafiz Abad Mouza Sanjhar Bahawalpur Approved Bahawalpur	2.343	2.200	0.143	0.000	0.143	0.000	0.000	0.000

ROADS

(Million Rs.)

GS No	Scheme Information Approval Date / Location	Est. Cost	Accum. Exp June,16	Provision for 2016-17			MTDF Projections		Throw fwd Beyond June, 2019
				Cap	Rev	G. Total (Cap+Rev)	2017-18	2018-19	
1	2	3	4	5	6	7	8	9	10
3215	W/I of road from Adda 13000 to Budda Khu, Tehsil Yazman and Bahawalpur, Length 11.70 Km. 9-9-2015 Bahawalpur , Yazman	155.114	40.000	115.114	0.000	115.114	0.000	0.000	0.000
3216	Dualization of Hasilpur - Bahawalpur road (Widening / Improvement of Hasilpur- Bahawalpur road Length 76.43 Kms i/c Dualization in Built up area Length 11.59 Kms), Length 88.63 Kms. 7-9-2012 Bahawalpur	842.000	703.000	139.000	0.000	139.000	0.000	0.000	0.000
3217	W/I of road from Yazman to Ahmedpur East (Length:62.91 Km) 10-11-2015 Bahawalpur , Yazman	1,530.381	360.381	100.000	0.000	100.000	502.000	568.000	0.000
3218	Dualization of Road from Bahawalpur to Hasilpur Length 77.25Km, District Bahawalpur. 8-9-2015 Bahawalpur	4,974.264	2,068.264	300.000	0.000	300.000	1,278.000	1,328.000	0.000
3219	Construction of Dual Carriageway with Green belt & Lights from Cantt Baker to Railway Station via Chowk Munir Shaheed, Length 2.65 Km. 15-04-15 Bahawalpur	417.477	200.477	100.000	0.000	100.000	117.000	0.000	0.000
3220	W/I of Hasilpur-Bahawal Nagar-road, Length 80.00 Km, District Bahawalnagar. 15-04-15 Bahawalpur	2,156.000	1,735.000	150.000	0.000	150.000	148.000	123.000	0.000
3221	Dualization of Chishtian - Qaziwala road, Length 2.00 Kms. 8-12-2014 Bahawalnagar , Chishtian	189.839	129.839	60.000	0.000	60.000	0.000	0.000	0.000
3222	Widening / Improvement of Road from Pacca Qazi Wala to Madrissa Length 32.00Km District Bahawalnagar. 4-3-2014 Bahawalnagar , Chishtian	445.457	270.457	175.000	0.000	175.000	0.000	0.000	0.000
3223	Widening / Improvement of Road from Chistian - Haroonabad Road (Mile 3 to Aslam Shaheed Chowk), Length 21.00Km, District Bahawalnagar. 9-3-2015 Bahawalnagar , Chishtian	279.493	259.493	20.000	0.000	20.000	0.000	0.000	0.000
3224	Construction of road from Mandi Sadiq Ganj to Dheenga wali, Length 14 Kms. 1-12-2014 Bahawalnagar	96.119	75.119	21.000	0.000	21.000	0.000	0.000	0.000
3225	Rehabilitation of Metalled road from Kalia Shah Chowk to Qasimka via Bahadarka, Mohari, Rajeka and link from Mohari to Madrissa Road, length 14.20 k.m 29-03-15 Bahawalnagar , Minchinabad	60.022	43.022	17.000	0.000	17.000	0.000	0.000	0.000
3226	Construction of road from Addlana to Basti Fateh Muhammad Bhatti via Hussain Arraian, Fareedka, Adda Kabutry, Mansa Ram, Seethanwala Girdualpur & Mouza Behramsar, Length 18 Km. 15-04-2015 Bahawalnagar	166.126	55.126	111.000	0.000	111.000	0.000	0.000	0.000
3227	Widening / Improvement of metalled road from Dunga Bunga to Gulab Ali, Length 9.25 Kms. 19-03-2015 Bahawalnagar	159.914	49.914	110.000	0.000	110.000	0.000	0.000	0.000
3228	Dualization of Chishtian City Portion, 13 Gajjani Road, Length 2.00 Km. 14-09-15 Bahawalnagar , Chishtian	195.646	59.646	136.000	0.000	136.000	0.000	0.000	0.000

ROADS

(Million Rs.)

GS No	Scheme Information Approval Date / Location	Est. Cost	Accum. Exp June,16	Provision for 2016-17			MTDF Projections		Throw fwd Beyond June, 2019
				Cap	Rev	G. Total (Cap+Rev)	2017-18	2018-19	
1	2	3	4	5	6	7	8	9	10
3229	Dualization of Chishtian City Portion, Sugar Mill road along with 200 Feet Approach single road along Canal Bank, Length 1.50 Km. 14-09-15 Bahawalnagar , Chishtian	174.340	60.340	114.000	0.000	114.000	0.000	0.000	0.000
3230	Dualization of Bahawalnagar City Roads (With Street Lights) 22-10-15 Bahawalnagar	648.957	149.957	100.000	0.000	100.000	180.000	219.000	0.000
3231	Construction / Widening / Improvement of 21 No. Mattled roads, in NA-188, Bahawalnagar. Approved Bahawalnagar	20.000	0.100	19.900	0.000	19.900	0.000	0.000	0.000
3232	Widening / Improvement & Construction of Metalled road from Model Town to Jalwala road and Link to Haroonabad road, Length 7.90 Km. 14-09-2015 Bahawalnagar	153.541	50.000	103.541	0.000	103.541	0.000	0.000	0.000
3233	Reconstruction of Road Bridge Canal 6-R to Chak No. 47/3-R Tehsil Haroonabad, 2km Approved Bahawalnagar	11.604	0.100	11.504	0.000	11.504	0.000	0.000	0.000
3234	Improvement of Metalled Road from Fort Abbas to Marot, Length 16.00 Km 22-10-2015 Bahawalnagar , FAS	412.000	30.000	50.000	0.000	50.000	183.000	149.000	0.000
3235	W/I of road from Bahawal Nagar- Haroonabad road, Length 53.00 Km, District Bahawalnagar. 6-1-2015 Bahawalnagar	1,489.711	1,317.711	172.000	0.000	172.000	0.000	0.000	0.000
3236	Widening / Improvement of Chishtian - Dahrnawala - Fortabbas road, Length 43.25 Kms. 26-05-14 Bahawalnagar	560.410	497.410	63.000	0.000	63.000	0.000	0.000	0.000
3237	Construction and extension of Patan Manarata Manthar Road, Length 26.25 Kms. 22-10-14 Rahim yar Khan	320.748	185.748	135.000	0.000	135.000	0.000	0.000	0.000
3238	Construction of approach road from Iqbalabad to Indus Bridge Linking N-55 at Arbi Tibba Chowk, Length 22.73 Km. 90-03-15 Rahim yar Khan	843.000	337.000	100.000	0.000	100.000	167.000	239.000	0.000
3239	Construction of road from Khanpur Sardar Garh road to Basti Meer Chakar along Gagre Minor Length 3 k.m Approved Rahim yar Khan	25.000	22.000	3.000	0.000	3.000	0.000	0.000	0.000
3240	Widening and improvement of road Chak 148/P to Manthar Road via Chak 150/P, Length 7.25 Km. 1-12-2014 Rahim yar Khan , Sadiqabad	42.227	34.227	8.000	0.000	8.000	0.000	0.000	0.000
3241	Construction of Flyover Bridge at Abbasia Town Railway Crossing. Approved Rahim yar Khan	1,601.042	0.042	100.000	0.000	100.000	737.000	764.000	0.000
3242	Construction of Metalled road from Sadiq Branch to Gulshan-e-Iqbal upto Sultan Minor via Basti Burrara, Basti Chacharan L=1.94 Km Approved Rahim yar Khan	17.000	14.590	2.410	0.000	2.410	0.000	0.000	0.000

ROADS

(Million Rs.)

GS No	Scheme Information Approval Date / Location	Est. Cost	Accum. Exp June,16	Provision for 2016-17			MTDF Projections		Throw fwd Beyond June, 2019
				Cap	Rev	G. Total (Cap+Rev)	2017-18	2018-19	
1	2	3	4	5	6	7	8	9	10
3243	Construction of metalled road from sunny pull to Canal Abe-Hayat L=5.5 Km 1.55 -5.50 L=3.95 Km Approved Rahim yar Khan	49.992	20.818	29.174	0.000	29.174	0.000	0.000	0.000
3244	Widening/Improvement of Road from Kot Samba to Bagho Bahar, L=7.00 Km Approved Rahim yar Khan	74.364	55.758	18.606	0.000	18.606	0.000	0.000	0.000
3245	Widening/Improvement of road from Thull Hamza to Jan Pur (L=8.5 Km) 19-03-15 Rahim Yar Khan , LQP	90.703	30.000	60.703	0.000	60.703	0.000	0.000	0.000
3246	Construction of missing link chowk Serani to via Basti Khutran to Pul Kurani (L=2.5 KM) Approved Rahim Yar Khan	25.000	24.000	1.000	0.000	1.000	0.000	0.000	0.000
3247	W/I of road from Belgium Chowk to Bypass, Length 4.25 Km. 22-10-15 Rahim Yar Khan	362.000	50.000	100.000	0.000	100.000	100.000	112.000	0.000
3248	Abbasia Road to Chak No. 68/A, L=1.5 Km. Approved Rahim Yar Khan	15.000	11.000	4.000	0.000	4.000	0.000	0.000	0.000
3249	Abbasia Road to Chak No. 66/A (i)/Raja---(ii)/Chak, L=1.5 Km. Approved Rahim Yar Khan	15.000	11.000	4.000	0.000	4.000	0.000	0.000	0.000
3250	Rashida Abad to Chak No. 124/NP, L=2 Km. Approved Rahim Yar Khan	20.000	13.000	7.000	0.000	7.000	0.000	0.000	0.000
3251	Construction of Road Kachi abadi Bheel Nagar Approved Rahim Yar Khan	4.215	4.000	0.215	0.000	0.215	0.000	0.000	0.000
3252	Construction of Raod Kachi Abadi Bhatta Colony Approved Rahim Yar Khan	4.951	4.500	0.451	0.000	0.451	0.000	0.000	0.000
3253	Construction of flyover at Feroza Railway station 27-10-15 Rahim Yar Khan , LQP	354.879	35.867	120.012	0.000	120.012	110.000	89.000	0.000
3254	Construction of Metalled Road from KLP Road Quota Hotel to Sheikh Abdul Sattar Road via Basti Khawaja Ghazi pur Basti Dhando Tehsil Khanpur District R.Y.Khan (L=4KM) Approved Rahim Yar Khan	28.000	27.000	1.000	0.000	1.000	0.000	0.000	0.000
3255	Construction of Metalled road from Basti Prochna to Basti Jam Sami (L=1KM) Approved Rahim Yar Khan	7.000	6.500	0.500	0.000	0.500	0.000	0.000	0.000
3256	Construction of Metalled road from Kotla Pathan to Kalka (L=4KM) Approved Rahim Yar Khan	28.000	26.000	2.000	0.000	2.000	0.000	0.000	0.000
3257	Construction of Metalled Road from Kalkan Road to Bati Abdul Hameed Joya (L=1KM) Approved Rahim Yar Khan	7.000	6.800	0.200	0.000	0.200	0.000	0.000	0.000

ROADS

(Million Rs.)

GS No	Scheme Information Approval Date / Location	Est. Cost	Accum. Exp June,16	Provision for 2016-17			MTDF Projections		Throw fwd Beyond June, 2019
				Cap	Rev	G. Total (Cap+Rev)	2017-18	2018-19	
1	2	3	4	5	6	7	8	9	10
3258	Rehabilitation and Special Repair of road from Phatak Golden Cinema to Ada Mud Bhora Length 10 km. Khanpur Approved Rahim Yar Khan	10.000	9.800	0.200	0.000	0.200	0.000	0.000	0.000
3259	Rehabilitation and Special Repair of road from Pull Chak 10/ P via Chak 22 /P to Chak 25/P (7 km) Approved Rahim Yar Khan	7.200	7.000	0.200	0.000	0.200	0.000	0.000	0.000
3260	Construction of metalled road from Kot Semaba Road Ternada Malkan to Shah do kho Approved Rahim Yar Khan	14.000	13.000	1.000	0.000	1.000	0.000	0.000	0.000
3261	Construction of metalled road from Pull Kabira Minor to Basti Kahal via Kabira Minor Approved Rahim Yar Khan	7.546	7.000	0.546	0.000	0.546	0.000	0.000	0.000
3262	Special Repair of Metalled Road from Zahir Peer to Smoka via Ghous Pur Tehsil Khanpur District Rahim Yar Khan Approved Rahim Yar Khan	50.000	0.100	49.900	0.000	49.900	0.000	0.000	0.000
3263	Special Repair of Metalled Road from Khanpur to Nawankot, Length 18 Km. 9-9-2015 Rahim Yar Khan , KNP	89.945	30.000	59.945	0.000	59.945	0.000	0.000	0.000
3264	Special Repair of Metalled Road from Nawankot to Chandani KLP Road Approved Rahim Yar Khan	50.000	0.100	49.900	0.000	49.900	0.000	0.000	0.000
3265	Special Repair of Metalled road from Sardar Garh to Manak Wali Tehsil & District Rahim Yar Khan Approved Rahim Yar Khan	9.000	8.000	1.000	0.000	1.000	0.000	0.000	0.000
3266	Widening & Improvement of Metalled Road from Sheikh Wahan to Pull Grey from Km No. 0.00 to 4.00, Length 4.00 Km. 14-09-15 Rahim Yar Khan	63.570	20.000	43.570	0.000	43.570	0.000	0.000	0.000
3267	Construction of Metalled Road from Bago Bahar Road to Basti Mian Tahir Marhi Allah Bachaya (L=1KM) Approved Rahim Yar Khan	7.405	7.000	0.405	0.000	0.405	0.000	0.000	0.000
3268	Construction of Metalled road from Dera Mian Baqa Muhammad Mouza Obta (L=1KM) Approved Rahim Yar Khan	7.000	6.800	0.200	0.000	0.200	0.000	0.000	0.000
3269	Construction of Metalled road from Basti Kombaran Road Mouza Laloo Wala to Dera Ch. Muhammad Zahid (L=1KM) Approved Rahim Yar Khan	7.000	6.900	0.100	0.000	0.100	0.000	0.000	0.000
3270	Construction of Metalled Road from Boys P/S to Dera Dilshad Khan Labana Mouza Kachi Jamal (L=1KM) Approved Rahim Yar Khan	7.000	6.800	0.200	0.000	0.200	0.000	0.000	0.000
3271	Construction of Metalled Road from High School Chak No.94 to Mouza Kot Daya (L=1KM) Approved Rahim Yar Khan	7.000	6.850	0.150	0.000	0.150	0.000	0.000	0.000
3272	Construction of Metalled Road from Dera Ch. Waqas to Basti Kot Shahab Deen (L=1KM) Approved Rahim Yar Khan	7.000	6.900	0.100	0.000	0.100	0.000	0.000	0.000

ROADS

(Million Rs.)

GS No	Scheme Information Approval Date / Location	Est. Cost	Accum. Exp June,16	Provision for 2016-17			MTDF Projections		Throw fwd Beyond June, 2019
				Cap	Rev	G. Total (Cap+Rev)	2017-18	2018-19	
1	2	3	4	5	6	7	8	9	10
3273	Construction of Metalled Road from Peer Panja Road to Basti Dera Zulfiqar Basti Wazeer Khan Mouza Metha Merani (L=1KM) Approved Rahim Yar Khan	7.000	6.700	0.300	0.000	0.300	0.000	0.000	0.000
3274	Construction of Metalled Road from Jilal pur to Basti Abdul Rehman Cut Mouza Ghulam Nabi Larh (L=1KM) Approved Rahim Yar Khan	7.000	6.800	0.200	0.000	0.200	0.000	0.000	0.000
3275	Construction of Metalled Road from Basti Jam yar Muhammad Larh to Lal Gharh Road (L=1KM) Approved Rahim Yar Khan	7.000	6.700	0.300	0.000	0.300	0.000	0.000	0.000
3276	Construction of Metalled Road Sardar Muhammad Nawaz Khan Road to Darbar Ahmed Sheikh (L=1KM) Approved Rahim Yar Khan	7.000	6.900	0.100	0.000	0.100	0.000	0.000	0.000
3277	Construction of New Roads Rehabilitation / Improvement of Existing Roads and Providing / Lying Tuff Tiles in Jinnah Park R.Y. Khan Approved Rahim Yar Khan	64.671	20.000	44.671	0.000	44.671	0.000	0.000	0.000
3278	Construction of New Roads Rehabilitation / Improvement of Existing Roads and Providing / Lying Tuff Tiles in Iqbal Nagar and Chak 111/P East R.Y. Khan Approved Rahim Yar Khan	39.466	12.000	27.466	0.000	27.466	0.000	0.000	0.000
3279	Construction of New Roads Rehabilitation / Improvement of Existing Roads and Providing / Lying Tuff Tiles in Iqbal Nagar and Chak 111/P West R.Y. Khan Approved Rahim Yar Khan	21.303	10.000	11.303	0.000	11.303	0.000	0.000	0.000
3280	Construction of New Roads Rehabilitation / Improvement of Existing Roads and Providing / Lying Tuff Tiles in Tibbi Laran Approved Rahim Yar Khan	53.432	17.000	36.432	0.000	36.432	0.000	0.000	0.000
3281	Construction of New Roads Rehabilitation / Improvement of Existing Roads and Providing / Lying Tuff Tiles in Zaffarabad Abu-ul-Hassan Colony Approved Rahim Yar Khan	18.962	18.000	0.962	0.000	0.962	0.000	0.000	0.000
3282	Construction of New Roads Rehabilitation / Improvement of Existing Roads and Providing / Lying Tuff Tiles in Gulshan-e-Iqbal Approved Rahim Yar Khan	60.000	22.000	38.000	0.000	38.000	0.000	0.000	0.000
3283	Construction of New Roads Rehabilitation / Improvement of Existing Roads and Providing / Lying Tuff Tiles in Noory Wali Approved Rahim Yar Khan	24.967	10.000	14.967	0.000	14.967	0.000	0.000	0.000
3284	Construction of New Roads Rehabilitation / Improvement of Existing Roads and Providing / Lying Tuff Tiles in Jadda Town, Sakhi Sarwar Colony, Hafiz Colony, Zafar Colony, R.Y. Khan Approved Rahim Yar Khan	31.487	0.100	31.387	0.000	31.387	0.000	0.000	0.000

ROADS

(Million Rs.)

GS No	Scheme Information Approval Date / Location	Est. Cost	Accum. Exp June,16	Provision for 2016-17			MTDF Projections		Throw fwd Beyond June, 2019
				Cap	Rev	G. Total (Cap+Rev)	2017-18	2018-19	
1	2	3	4	5	6	7	8	9	10
3285	Construction of metalled road from Ablani Road to Mehmood Minor Basti Jahi Hazoor Bux Mouza Kotla Ray Qabool Approved Rahim Yar Khan	7.000	6.900	0.100	0.000	0.100	0.000	0.000	0.000
3286	Construction of metalled road from Basti Beraran to Rukan pur Mouza Gloor Masoo Khan Approved Rahim Yar Khan	7.000	6.900	0.100	0.000	0.100	0.000	0.000	0.000
3287	Construction of metalled road from link road basti Jotoi to Jam Abdul Malik Advocate Mouza Adam Arrain Approved Rahim Yar Khan	3.500	3.400	0.100	0.000	0.100	0.000	0.000	0.000
3288	Construction of metalled road from Rukan pur to Basti Master Ghulam Nabi Chaha Raza Kalak Mouza Gloor Masoo Khan Approved Rahim Yar Khan	3.500	3.350	0.150	0.000	0.150	0.000	0.000	0.000
3289	Construction of Metalled road from Chak Bandit o Tarnda Punoo Khan Mouza Tarnda Punoo Khan Approved Rahim Yar Khan	14.000	13.000	1.000	0.000	1.000	0.000	0.000	0.000
3290	Construction of Road from Tibbi Laran to Nooray Wali Pull Kamboh Colony, Length 7.53 Km. 7-9-2015 Rahim Yar Khan	122.504	40.000	82.504	0.000	82.504	0.000	0.000	0.000
3291	Construction of road from Khan Bhola to Head Malkani, Tehsil Liaquatpur, Length 8.80 Km. 8-9-2015 Rahim Yar Khan , LQP	93.135	20.000	73.135	0.000	73.135	0.000	0.000	0.000
3292	Construction / rehabilitation of Road from Khanpur to Bago-Bahar, Tehsil khanpur, Length 24.00 Km. 22-10-15 Rahim Yar Khan , KNP	323.464	40.000	44.464	0.000	44.464	114.000	125.000	0.000
3293	Widening of Road from Tranda Muhammad Panah to Allah Abad, Length 12 Km. 17-10-14 Rahim Yar Khan	192.000	100.000	92.000	0.000	92.000	0.000	0.000	0.000
3294	Construction of Bridge over River Indus Near Miran Pur on Linking N-55 at Arbi Tiba with R.Y.Khan L=4000 RFT 10-11-2015 Rahim Yar Khan	2,231.360	40.360	100.000	0.000	100.000	990.000	1,101.000	0.000
3295	W/I of Palace Road from Pull Dari Sangi to UAE Palace, R.Y.Khan, Length 12 Km. 13-11-15 Rahim Yar Khan	814.373	187.373	100.000	0.000	100.000	244.000	283.000	0.000
3296	Dualization of Shahi road from R.Y.Khan to Chowk Bahadur Pur (KLP road) L=10.50 km 18-09-15 Rahim Yar Khan	1,200.000	187.000	50.000	0.000	50.000	470.000	493.000	0.000
3297	Widening / Improvement of Road from Bhowana to Pansara Road upto Khair Wala Bangla, Length 29.00 Km, Tehsil Bhowana. 28-01-16 Chiniot , Bhowana	271.819	60.000	50.000	0.000	50.000	78.819	83.000	0.000
3298	Construction of Bhowana bye Pass, Tehsil Bhowana, Length 7.50 Km, Tehsil Bhowana. 04-12-15 Chiniot , Bhowana	286.150	61.000	50.000	0.000	50.000	175.150	0.000	0.000

ROADS

(Million Rs.)

GS No	Scheme Information Approval Date / Location	Est. Cost	Accum. Exp June,16	Provision for 2016-17			MTDF Projections		Throw fwd Beyond June, 2019
				Cap	Rev	G. Total (Cap+Rev)	2017-18	2018-19	
1	2	3	4	5	6	7	8	9	10
3299	Construction of Pulli at "Budha Darya" River Chenab Harsa Sheikh Approved Chiniot	17.888	0.100	17.788	0.000	17.788	0.000	0.000	0.000
3300	Construction of bridge on River Chenab at Bhowana, District Chiniot 01-09-14 Chiniot , Bhowana	2,271.000	1,907.000	150.000	0.000	150.000	112.000	102.000	0.000
3301	PC-I for Upgradation and Capacity Building of BRS & RR&MTI. Approved Punjab	42.000	0.000	42.000	0.000	42.000	0.000	0.000	0.000
3302	Allocation for consultancy services of Road Sector Approved Punjab	30.000	0.000	30.000	0.000	30.000	0.000	0.000	0.000
3303	PC-II Technical and Financial Proposals for hiring of General Consultant to prepare(i) Fidic Based Dcoument for Constructors(ii) Pre-qualification & Evaluation Criteria for Constructors and Consultants(iii) International Standard Specifications in Con Approved Punjab	22.000	0.000	22.000	0.000	22.000	0.000	0.000	0.000
3304	Completion of 49 In complete schemes in Punjab Approved Punjab	288.000	0.000	288.000	0.000	288.000	0.000	0.000	0.000
3305	Khadam-e-Punjab Rural Roads Programme (KPRRP) Rehabilitation & Widening of (Rural) Roads in Punjab (Phase-I & Phase II) Approved Punjab	100.000	0.010	100.000	0.000	100.000	0.000	0.000	0.000
3306	Pakistan Flood Emergency Reconstruction and Resilience Project (Punjab Road Component) Approved Punjab	6,810.000	2,500.000	2,000.000	0.000	2,000.000	2,310.000	0.000	0.000
			Local:	200.000	0.000				
			Foreign:	1,800.000	0.000				
3307	Upgradation of unmanned and manned level crossing in the interest of public (in Punjab Province) Approved Punjab	610.275	609.275	1.000	0.000	1.000	0.000	0.000	0.000
3308	Establishment of PPP Node in C&W Department. Approved Punjab	25.295	20.295	5.000	0.000	5.000	0.000	0.000	0.000
3309	Umberalla PC-I / Cost estimate for installation of Weigh Stations on Provincial Roads in Punjab. Approved Punjab	622.679	466.679	156.000	0.000	156.000	0.000	0.000	0.000
3310	PC-I for Establishment of Directorate of Asset Management. Approved Punjab	36.000	0.000	36.000	0.000	36.000	0.000	0.000	0.000
3311	Dualization of Gujranwala – Sialkot road (Section Daska – Sialkot).Km No 21/87 to 47/60 L=25.73 km. 23-12-13 Sialkot,Gujranwala , Sialkot,Daska	3,079.993	2,729.844	350.149	0.000	350.149	0.000	0.000	0.000
3312	Dualization of Kasur - Depalpur Carriageway from Km 0.00 to 101.30, District Kasur & Okara 29-05-13 Kasur, Okara , Depalpur	5,205.318	4,862.000	140.318	0.000	140.318	105.000	98.000	0.000

ROADS

(Million Rs.)

GS No	Scheme Information Approval Date / Location	Est. Cost	Accum. Exp June,16	Provision for 2016-17			MTDF Projections		Throw fwd Beyond June, 2019
				Cap	Rev	G. Total (Cap+Rev)	2017-18	2018-19	
1	2	3	4	5	6	7	8	9	10
3313	Widening / Improvement / Construction of road from 18-Hazari to Fatehpur, Length 94.00 Km. 29-05-14 Jhang, Layyah , 18-HazariLayyah	993.079	820.079	173.000	0.000	173.000	0.000	0.000	0.000
3314	W/I of road from Vehari to Hasilpur, Length 48.68 Km, District Vehari/ Bahawalpur. 29-04-14 Vehari, Bahawalpur	1,006.694	675.694	150.000	0.000	150.000	181.000	0.000	0.000
3315	Rehabilitation of Chund-Lalian Road from KM No.0.000 to 7.35. 8.70 to 13.84 & 22.01 to 35.00 (Length=18.63 KM, District Jhang) and from KM No.35.00 to 36.00, 36.40 TO 40.52 & 65.16 TO 70.84 (Lenght 10.80 District Chiniot), Total Length 29.43 KM, District 13-11-15 Jhang,Chiniot , Jhang,Lalian	348.006	86.500	50.000	0.000	50.000	211.506	0.000	0.000
3316	Construction of Road Bridge between district Mianwali and Jand, District Attock. 03-02-16 Attock, Mianwali , jand	2,379.000	1,061.000	200.000	0.000	200.000	569.000	549.000	0.000
3317	PC-II Dualization of Faisalabad-Chiniot Road from Faisalabad ByPass to Chiniot, L=20 Km Approved Faisalabad, Chiniot	14.699	13.699	1.000	0.000	1.000	0.000	0.000	0.000
3318	Feasibility Study for the Project Dualization of Sheikhpura - Gujranwala Road, L=54.33 km (Project L=44.8 km) (PC-II) Approved Sheikhpura, Gujranwala	38.689	32.689	6.000	0.000	6.000	0.000	0.000	0.000
3319	Construction of Dual Carriageway from Kingra to Sialkot, Length 31.50 Kms. 12-11-2014 Gujranwala,Sialkot , GujranwalaPasrur	282.119	174.119	108.000	0.000	108.000	0.000	0.000	0.000
Sub-Total: Regular		219,047.249	122,461.750	40,004.997	0.000	40,004.997	30,716.942	26,104.998	0.000
Total: ON-GOING SCHEMES		219,047.249	122,461.750	40,004.997	0.000	40,004.997	30,716.942	26,104.998	0.000

NEW SCHEMES

Regular

3320	Dualization of road from Motorway interchange Jang Bahatar to Wah, L=3.11 Km, District Rawalpindi Un-Approved Rawalpindi	661.843	0.000	100.000	0.000	100.000	280.922	280.922	0.000
3321	Rehabilitation of Rawalpindi Murree Kashmir Road from Lower topa to Kohala, Length 32 Km. (inter provincial) Un-Approved Rawalpindi	1,400.000	0.000	375.000	0.000	375.000	512.500	512.500	0.000
3322	Rehabilitation of road from R.M.K road to Murree Bridle road via BHU Dewal, Tehsil Murree, District Rawalpindi Un-Approved Rawalpindi	6.411	0.000	6.411	0.000	6.411	0.000	0.000	0.000
3323	Widening / Imprvement of Rawalpindi Chakri Road (Mohra Chapri) to motorway interchange (TST road 24' wide with 4' treated shoulder) L=37 KM Un-Approved Rawalpindi	650.000	0.000	50.000	0.000	50.000	300.000	300.000	0.000

ROADS

(Million Rs.)

GS No	Scheme Information Approval Date / Location	Est. Cost	Accum. Exp June,16	Provision for 2016-17			MTDF Projections		Throw fwd Beyond June, 2019
				Cap	Rev	G. Total (Cap+Rev)	2017-18	2018-19	
1	2	3	4	5	6	7	8	9	10
3324	Construction of road 12' wide from Nullah Rasi to Jand-Pindigheb road via Dhoke Jat, Starabad, Dhoke Trap Dakhli Gulial, Tehsil Jand, District Attock, Length=10.00 Km Un-Approved Attock	62.347	0.000	18.750	0.000	18.750	21.799	21.799	0.000
3325	Construction of Road from Khaur to Naka via Ratterian (Length = 15.00 Km), Un-Approved Attock	165.000	0.000	25.000	0.000	25.000	70.000	70.000	0.000
3326	Improvement of Internal City Roads, Drains and Paths in Tehsil Pindigheb, District Attock Un-Approved Attock	115.205	0.000	25.000	0.000	25.000	45.103	45.103	0.000
3327	Construction of road from Mehro to Dhoke Larri Length=5 KM District Chakwal Un-Approved Chakwal	26.320	0.000	19.740	0.000	19.740	3.290	3.290	0.000
3328	Construction of Road in Allama Iqbal Town Chakwal City (PP-20) Un-Approved Chakwal	4.050	0.000	4.050	0.000	4.050	0.000	0.000	0.000
3329	Construction of Road in U.C Padshahan (PP-20) Un-Approved Chakwal	7.540	0.000	7.540	0.000	7.540	0.000	0.000	0.000
3330	Construction of road in UC Dab & draining Scheme (PP-20) Un-Approved Chakwal	11.000	0.000	11.000	0.000	11.000	0.000	0.000	0.000
3331	Rehabilitation of Road from Main Khushab Chakwal Road to Ratta Sharif L=1KM, District Chakwal Un-Approved Chakwal	7.000	0.000	7.000	0.000	7.000	0.000	0.000	0.000
3332	Construction of road from Dhoke shaheedaan to village Ghukal i/c link Khanewal , District Chakwal (L=5.00 Km) Un-Approved Chakwal	55.000	0.000	20.000	0.000	20.000	35.000	0.000	0.000
3333	Rehabilitation of road from village Saloi to Village Takwan, Tehsil Choa Saiden Shah District Chakwal (L=4.00 Km) Un-Approved Chakwal	51.000	0.000	20.000	0.000	20.000	31.000	0.000	0.000
3334	Special Repair of Udhwal Village Road plus new cause way (PP-20) Un-Approved Chakwal	9.320	0.000	9.320	0.000	9.320	0.000	0.000	0.000
3335	Rehabilitation / Widening of road from Buchal Kalan to Lillah, Length 25.00 Km (Phase-I L=13 km). Un-Approved Chakwal	490.000	0.000	175.000	0.000	175.000	157.500	157.500	0.000
3336	Widening / Imp: of road from Mirpur Mangan to Mulhal Mughlan, District Chakwal Un-Approved Chakwal	184.160	0.000	30.000	0.000	30.000	77.080	77.080	0.000
3337	Widening / Improvement of road from Tuti Ban to Munday to Menghan, length = 16.5 Km, Chakwal Un-Approved Chakwal	185.776	0.000	20.000	0.000	20.000	82.888	82.888	0.000
3338	Widening Improvement of road from Jhatla to Thoa Mehran Khan. L=11.00 KM Chakwal Un-Approved Chakwal	106.015	0.000	35.000	0.000	35.000	35.508	35.508	0.000

ROADS

(Million Rs.)

GS No	Scheme Information Approval Date / Location	Est. Cost	Accum. Exp June,16	Provision for 2016-17			MTDF Projections		Throw fwd Beyond June, 2019
				Cap	Rev	G. Total (Cap+Rev)	2017-18	2018-19	
1	2	3	4	5	6	7	8	9	10
3339	Construction of Bypass from Katas to Choa Saidan Shah, Chakwal Un-Approved Jhelum	253.436	0.000	30.000	0.000	30.000	111.718	111.718	0.000
3340	Construction of Flyover at G.T road Dina, District Jhelum Un-Approved Jhelum	1,500.000	0.000	60.000	0.000	60.000	720.000	720.000	0.000
3341	Construction of link road Dhoke Shadi to Wara Ahmed Tehsil & District Jhelum (L=2100 RFT) Un-Approved Jhelum	20.976	0.000	20.976	0.000	20.976	0.000	0.000	0.000
3342	Construction of road from Pind Swika to Chui Gujar Tehsil & District Jhelum (L=2.00 KM) Un-Approved Jhelum	12.813	0.000	12.813	0.000	12.813	0.000	0.000	0.000
3343	Construction of road from Pind Swika to Chui Gujar Tesil & District Jhelum (L=2.00 KM) Un-Approved Jhelum	12.813	0.000	12.813	0.000	12.813	0.000	0.000	0.000
3344	Construction of Talagang Bye Pass road from Chakwal Rawalpindi Road to Talagang Kallar Kahar road, length=4.15 Km (Ring road from Kallar Kahar road to old Rawalpindi road), District Chakwal Un-Approved Jhelum	186.246	0.000	25.000	0.000	25.000	80.623	80.623	0.000
3345	Rehabilitation of link road Chak Behram, Tehsil & District Jhelum, length=3.50 Km Un-Approved Jhelum	19.769	0.000	19.769	0.000	19.769	0.000	0.000	0.000
3346	City Package for Internal Roads, Sargodha. Un-Approved Sargodha	200.000	0.000	50.000	0.000	50.000	75.000	75.000	0.000
3347	Construction / Improvement of road from Chak No.101/NB to Chak No.114/NB via Chak No.121/SB in District Sargodha Un-Approved Sargodha	46.489	0.000	34.867	0.000	34.867	5.811	5.811	0.000
3348	Construction / Improvement of road from Chak No.109/NB to Chak No.108/NB in District Sargodha Un-Approved Sargodha	36.657	0.000	27.493	0.000	27.493	4.582	4.582	0.000
3349	Construction / Widening / Improvement / Rehabilitation etc. of road from Chak No.02 SB to Melowal alongwith a link road to L.J. Canal (Lower Jhelum Canal via Chakian, Phularwan, Ratokala Un-Approved Sargodha	291.970	0.000	25.000	0.000	25.000	166.779	100.000	0.000
3350	Construction of 3 Bridges at Burj Dim, Takhat Hazara and Budhi Near Dolatpur at River Creek. Un-Approved Sargodha	77.568	0.000	22.500	0.000	22.500	27.534	27.534	0.000
3351	Construction of Internal roads along with side Drain in Chak No.72/SB in District Sargodha Un-Approved Sargodha	33.366	0.000	23.704	0.000	23.704	5.492	4.171	0.000
3352	Construction of road from Bhukki Khokhran to Dodha, length 1.00 KM Un-Approved Sargodha	4.717	0.000	4.717	0.000	4.717	0.000	0.000	0.000

ROADS

(Million Rs.)

GS No	Scheme Information Approval Date / Location	Est. Cost	Accum. Exp June,16	Provision for 2016-17			MTDF Projections		Throw fwd Beyond June, 2019
				Cap	Rev	G. Total (Cap+Rev)	2017-18	2018-19	
1	2	3	4	5	6	7	8	9	10
3353	Construction of road from Chak No.134/SB to Chak No.135/SB in District Sargodha Un-Approved Sargodha	13.412	0.000	13.412	0.000	13.412	0.000	0.000	0.000
3354	Construction of road from Chak No.91/NB to Sillanwali road via Chak No.90/NB in District Sargodha Un-Approved Sargodha	54.752	0.000	41.064	0.000	41.064	6.844	6.844	0.000
3355	Construction of Road from Mouza Dhuddian to Ram Diana length 2.65 KM Un-Approved Sargodha	10.880	0.000	10.880	0.000	10.880	0.000	0.000	0.000
3356	Construction of road from Syed Kohna to Khalid Abad via Nasirabad length 8.00 KM Un-Approved Sargodha	35.467	0.000	26.600	0.000	26.600	4.433	4.433	0.000
3357	Construction of Roads, Hindwan to Kotla Rehman via Bhekray Wala, Thatha Umar, Bora Loudyial, Haveli Nathoka, Ahli Kamboh, Katcha Chistian, Haveli Majoka, Dawana Kanjou, Shahpur Kanjou, Kotla Rehman to Jahania Shah length 22.00 KM Un-Approved Sargodha	284.000	0.000	35.000	0.000	35.000	124.500	124.500	0.000
3358	Construction of Sahiwal Bypass connecting Sargodha, Shahpur, Jhang and Farooka Road. Un-Approved Sargodha	100.000	0.000	50.000	0.000	50.000	25.000	25.000	0.000
3359	Construction/Re-construction of Road from Banglow Sultan Pur to Noorewala Banglow via Vigh Langarwala Pull Jallah Blala Sahiba Banglow Awanwala Along Ghazni Rajbah, Length 41.00 km in District Sargodha. Un-Approved Sargodha	634.000	0.000	150.000	0.000	150.000	242.000	242.000	0.000
3360	Dualization of road from Main Khushab road to Army Public School Sargodha i/c link LJC, Length 3400 Rft. Un-Approved Sargodha	13.068	0.000	13.068	0.000	13.068	0.000	0.000	0.000
3361	Redressal of Grievances – Construction / Rehabilitation of road from Sillanwali road to Chak No.84/NB Bye Pass road via now Muslim Rajpoot Colony Dakhli Chak No.90/NB Length 6.00 KM Un-Approved Sargodha	25.314	0.000	25.314	0.000	25.314	0.000	0.000	0.000
3362	Rehabilitation / Construction of Road from Mela to Aadhay Shah L=13.90 km in District Sargodha. Un-Approved Sargodha	6.913	0.000	6.913	0.000	6.913	0.000	0.000	0.000
3363	Rehabilitation / Widening & Improvement of Bhera Bhalwal Road length 25.22 KM in District Sargodha Un-Approved Sargodha	789.391	0.000	150.000	0.000	150.000	319.696	319.696	0.000
3364	Rehabilitation / Widening & Improvement of Shahpur Bhera Malikwal Road length 76.50 KM in District Sargodha Un-Approved Sargodha	2,316.371	0.000	100.000	0.000	100.000	1,101.936	1,114.440	0.000
3365	Rehabilitation and Repair of road from Bhalwal Chak Mubarak Road to Jahanewala along Rajbah Khuda Bakhshwala length 9.00 KM (PP-28) Un-Approved Sargodha	19.560	0.000	19.560	0.000	19.560	0.000	0.000	0.000

ROADS

(Million Rs.)

GS No	Scheme Information Approval Date / Location	Est. Cost	Accum. Exp June,16	Provision for 2016-17			MTDF Projections		Throw fwd Beyond June, 2019
				Cap	Rev	G. Total (Cap+Rev)	2017-18	2018-19	
1	2	3	4	5	6	7	8	9	10
3366	Rehabilitation and Repair of road from Midh Chowk to Chak Nizam Length 4.40 Km (PP-28) Un-Approved Sargodha	4.427	0.000	4.427	0.000	4.427	0.000	0.000	0.000
3367	Rehabilitation of Dualized Road from Sargodha to Makhdoom Interchange Length 42 km in District Sargodha. Un-Approved Sargodha	2,200.000	0.000	225.000	0.000	225.000	987.500	987.500	0.000
3368	Rehabilitation of road from Chak No.132/NB to Jhamra Shah Nikdar road via Colony Chak No.132/NB in District Sargodha Un-Approved Sargodha	48.924	0.000	36.693	0.000	36.693	6.116	6.116	0.000
3369	Rehabilitation of road from Chak No.133/SB to Chak No.124/SB via Chak No.127/SB and 131/SB in District Sargodha Un-Approved Sargodha	52.310	0.000	39.233	0.000	39.233	6.539	6.539	0.000
3370	Rehabilitation of road from Faisalabad – Sargodha road to Sillanwali road via Chak No.115/SB along same I/C Link 115/SB to 46/SB in District Sargodha Un-Approved Sargodha	53.956	0.000	40.467	0.000	40.467	6.745	6.745	0.000
3371	Rehabilitation of Road from Interchange to Chak No.19/SB More L=3.00 km in District Sargodha. Un-Approved Sargodha	17.176	0.000	17.176	0.000	17.176	0.000	0.000	0.000
3372	Rehabilitation of road from Lahore – Sargodha road to Chak No.22/SB via Chak No.24/SB in District Sargodha Un-Approved Sargodha	38.614	0.000	27.461	0.000	27.461	5.577	5.577	0.000
3373	Rehabilitation of road from Lahore-Sargodha road to Luqman in District Sargodha Un-Approved Sargodha	25.838	0.000	19.379	0.000	19.379	3.230	3.230	0.000
3374	Rehabilitation of Road from Sargodha Faisalabad Road at Pull Chak 111 to Chak 119 more Length 7.40 km. Un-Approved Sargodha	246.499	0.000	75.000	0.000	75.000	85.750	85.750	0.000
3375	Rehabilitation of road from Sillanwali road to Mangla Dam Colony Chak No.112/NB in District Sargodha Un-Approved Sargodha	12.921	0.000	12.921	0.000	12.921	0.000	0.000	0.000
3376	Widening Improvement / Construction of 24-FT Shahpur City to Bungalow Hussain Shah via Mangowal length 14.00 KM in District Sargodha Un-Approved Sargodha	177.453	0.000	40.000	0.000	40.000	68.727	68.727	0.000
3377	Construction of metalled road babrani to Doray wala Length = 4 KM Un-Approved Sargodha	20.000	0.000	10.000	0.000	10.000	10.000	0.000	0.000
3378	Construction of road from Dada Golra to Chapper Sharif U.C. Kund (length 1.00 KM) Un-Approved Khushab	9.798	0.000	9.798	0.000	9.798	0.000	0.000	0.000
3379	Construction of road from Dhoke Mehrwal in Union Council, Daiwal (length 4.00 KM) Un-Approved Khushab	33.838	0.000	25.379	0.000	25.379	4.230	4.230	0.000

ROADS

(Million Rs.)

GS No	Scheme Information Approval Date / Location	Est. Cost	Accum. Exp June,16	Provision for 2016-17			MTDF Projections		Throw fwd Beyond June, 2019
				Cap	Rev	G. Total (Cap+Rev)	2017-18	2018-19	
1	2	3	4	5	6	7	8	9	10
3380	Construction of road from Jamali Road to Dera Killianwala Pull via Dera Sitharanwala length 3.78 KM Un-Approved Khushab	25.000	0.000	25.000	0.000	25.000	0.000	0.000	0.000
3381	Construction of road from Jhang road Mari Shah Saghera to Shah Hussain Shahbaz Khel via Borananwala (length 20.00 KM). Un-Approved Khushab	130.000	0.000	30.000	0.000	30.000	50.000	50.000	0.000
3382	Construction of road from Nalli to Naara (length 6.00 KM) Un-Approved Khushab	66.058	0.000	30.000	0.000	30.000	18.029	18.029	0.000
3383	Construction of road from Pull Nehr Muhajir Branch Canal near Janazagah Buttaywala Chanki Janubi (Length 3.00 KM) Un-Approved Khushab	27.151	0.000	20.363	0.000	20.363	3.394	3.394	0.000
3384	Construction of road from Sodhi to Kawad L-13 KM Un-Approved Khushab	85.000	0.000	30.000	0.000	30.000	27.500	27.500	0.000
3385	Widening / Improvement of Jauharabad Bypass Road (length 3.45 KM) in District Khushab Un-Approved Khushab	24.797	0.000	24.797	0.000	24.797	0.000	0.000	0.000
3386	Widening/Improvement of Road from Khushab to Noushera via Khura (Length 55.00 km). Un-Approved Khushab	878.000	0.000	125.000	0.000	125.000	376.500	376.500	0.000
3387	Construction of bridges Kamar Mushani Nasri wala, Kamar Mushani Chapri and Katcha Chenay wala (Numberdar wala) Un-Approved Mianwali	50.000	0.000	37.500	0.000	37.500	6.250	6.250	0.000
3388	Construction of road from Dera Naimat Khan Yousaf Khelan wala to Dear Alam Khan yarmad Khelan wala Mouza Ahmed Khan wala Un-Approved Mianwali	5.587	0.000	5.587	0.000	5.587	0.000	0.000	0.000
3389	Construction of Road from Kundal to Gul-e-Imam (upto River Khuram) Length = 7.00 KM Un-Approved Mianwali	35.000	0.000	26.250	0.000	26.250	4.375	4.375	0.000
3390	Construction of road from Shian wali Mor to Shian wali city towards Dhoke Ghazan, Thana Chakrala, in Mianwali District L-1.5 KM) Un-Approved Mianwali	12.323	0.000	12.323	0.000	12.323	0.000	0.000	0.000
3391	Construction of double road from Bakka Moar Mouza Bharmi Charagh Shah to Darkhanan Wala Moar via Bharmi Nawab Basti Khewa Tehsil & District Bhakkar length 10.00 KM Un-Approved Bhakkar	140.000	0.000	35.000	0.000	35.000	52.500	52.500	0.000
3392	Construction of metalled road from Mudada to Anayatabad road, Length 2.00 KM Un-Approved Bhakkar	13.500	0.000	13.500	0.000	13.500	0.000	0.000	0.000

ROADS

(Million Rs.)

GS No	Scheme Information Approval Date / Location	Est. Cost	Accum. Exp June,16	Provision for 2016-17			MTDF Projections		Throw fwd Beyond June, 2019
				Cap	Rev	G. Total (Cap+Rev)	2017-18	2018-19	
1	2	3	4	5	6	7	8	9	10
3393	Construction of road from Behal to Hafiz Abad Mouza Bait Bogha via Basti Norang Wali via Basti Muhammad Ali Shah Tehsil & District Bhakkar length 19.00 KM Un-Approved Bhakkar	108.300	0.000	35.000	0.000	35.000	36.650	36.650	0.000
3394	Construction of Road from Chak No.4/R-H to Chak No.5/R-H Un-Approved Bhakkar	30.000	0.000	22.500	0.000	22.500	3.750	3.750	0.000
3395	Construction of road from Haiderabad to Mahni via Darbula District Bhakkar length 23.00 KM Un-Approved Bhakkar	13.100	0.000	13.100	0.000	13.100	0.000	0.000	0.000
3396	Construction of road from Nusrat Wala to Warraich Wala Tehsil Mankera District Bhakkar Un-Approved Bhakkar	34.200	0.000	15.000	0.000	15.000	9.600	9.600	0.000
3397	Rehabilitation / Improvement of road from Main Bazar Janadanwala length 1.50 KM Tehsil Kallurkot District Bhakkar Un-Approved Bhakkar	10.000	0.000	10.000	0.000	10.000	0.000	0.000	0.000
3398	Const. of Road from Chak No.570/GB Abadi-III(L=1.00 KM) Un-Approved Faisalabad	5.668	0.000	5.668	0.000	5.668	0.000	0.000	0.000
3399	Construction of Bridge & service road over Canal (Rakh Branch) in front of Satellite Town (Pepsi Cola Factory, Faisalabad Un-Approved Faisalabad	35.000	0.000	26.250	0.000	26.250	4.375	4.375	0.000
3400	Construction of Carpet Road Chenon Road to Huryawala Road People Colony, Faisalabad. Un-Approved Faisalabad	5.105	0.000	5.105	0.000	5.105	0.000	0.000	0.000
3401	Construction of Carpet Road from Dispensary Green Belt Road Fin General Store People Colony, Faisalabad Un-Approved Faisalabad	1.526	0.000	1.526	0.000	1.526	0.000	0.000	0.000
3402	Construction of Carpet Road Ghazala Park Btala Colony, Faisalabad Un-Approved Faisalabad	3.375	0.000	3.375	0.000	3.375	0.000	0.000	0.000
3403	Construction of Carpet Road Main Roads, Kareem Town, Faisalabad Un-Approved Faisalabad	7.677	0.000	7.677	0.000	7.677	0.000	0.000	0.000
3404	Construction of Dual Carriage way from Faisalabad Dry Port to Sahianwala Via Chak Jhumra, L= 18.90 km District Faisalabad Un-Approved Faisalabad	930.632	0.000	50.000	0.000	50.000	350.632	530.000	0.000
3405	Construction of Dual Road from Gojra Mor (Tashkend hotel) Samundari city to new Sammudri Length=2.4 KM Un-Approved Faisalabad	156.550	0.000	25.000	0.000	25.000	76.550	45.000	0.000
3406	Construction of improvement Carpet Road from Hilal Road to Haseeb Shaheed Road, Rana General Store, Faisalabad Un-Approved Faisalabad	1.867	0.000	1.867	0.000	1.867	0.000	0.000	0.000

ROADS

(Million Rs.)

GS No	Scheme Information Approval Date / Location	Est. Cost	Accum. Exp June,16	Provision for 2016-17			MTDF Projections		Throw fwd Beyond June, 2019
				Cap	Rev	G. Total (Cap+Rev)	2017-18	2018-19	
1	2	3	4	5	6	7	8	9	10
3407	Construction of Improvement Carpet Road from Lodhi Chowk to Haseeb Shaheed Road St. No.5, Faisalabad Un-Approved Faisalabad	2.991	0.000	2.991	0.000	2.991	0.000	0.000	0.000
3408	Construction of links between Dijkot Road to Rehmania Road to College Road Risala No.12, District Faisalabad Un-Approved Faisalabad	15.000	0.000	15.000	0.000	15.000	0.000	0.000	0.000
3409	Construction of road Akbar Chowk Gulstan Colony to to Dera Mian Naeem Chairman to Main Road towards Sunat Singh Road, District Faisalabad Un-Approved Faisalabad	10.000	0.000	10.000	0.000	10.000	0.000	0.000	0.000
3410	Construction of Road from Bypass to Prokey L=3.00 KM Un-Approved Faisalabad	19.374	0.000	19.374	0.000	19.374	0.000	0.000	0.000
3411	Construction of road from Chak No.274/RB to Saim Nalla, District Faisalabad Un-Approved Faisalabad	19.706	0.000	19.706	0.000	19.706	0.000	0.000	0.000
3412	Construction of Road from Chak No.568/GB to 559/GB Abadi-III(L=2.00 KM) Un-Approved Faisalabad	10.470	0.000	10.470	0.000	10.470	0.000	0.000	0.000
3413	Construction of road from Chishtia Chowk to Haqbaow Chowk, Faisalabad L=0.85 KM Un-Approved Faisalabad	10.663	0.000	10.663	0.000	10.663	0.000	0.000	0.000
3414	Construction of road from Kothi Laftain to Chak No.659/GB, Abadi Parwan, Faisalabad L=2.74 Un-Approved Faisalabad	19.701	0.000	19.701	0.000	19.701	0.000	0.000	0.000
3415	Construction of road from Lari Adda Gul Nawaz road Indroon Janib Hajveri Town (Both sides) L=1.20 KM Un-Approved Faisalabad	9.183	0.000	9.183	0.000	9.183	0.000	0.000	0.000
3416	Construction of road from Rehmania Darbar Crescent Mill to Ganda Nalla to Jail Road, Faisalabad Un-Approved Faisalabad	5.437	0.000	5.437	0.000	5.437	0.000	0.000	0.000
3417	Construction of road from Shaukat Pan Wali Pulli to along Nalla to Dera Rana Umer Draz to Negaban Pure Medical Store, Faisalabad Un-Approved Faisalabad	6.272	0.000	6.272	0.000	6.272	0.000	0.000	0.000
3418	Construction of road from Tariq Abad Phatak to Nigabanpura Phatak to Indroon Graveyard to Nalla L=0.60 KM Un-Approved Faisalabad	5.933	0.000	5.933	0.000	5.933	0.000	0.000	0.000
3419	Construction of Road Pull Saim Nala 147/RB to Salarwala Bangla, Tehsil Chak Jhumra, District Faisalabad L=2.50 KM Un-Approved Faisalabad	12.680	0.000	12.680	0.000	12.680	0.000	0.000	0.000
3420	Improvement of Road Bazar No.02, Mohallah Rajpootan Wala, Improvement of Road 204 RB Road from Alhad Public School, Latif Ansari Wala Bazar including cross Manawala Un-Approved Faisalabad	9.000	0.000	9.000	0.000	9.000	0.000	0.000	0.000

ROADS

(Million Rs.)

GS No	Scheme Information Approval Date / Location	Est. Cost	Accum. Exp June,16	Provision for 2016-17			MTDF Projections		Throw fwd Beyond June, 2019
				Cap	Rev	G. Total (Cap+Rev)	2017-18	2018-19	
1	2	3	4	5	6	7	8	9	10
3421	Improvement of Road from sizing Staff Sheikhupura Road to Sakhi Sarwar Abad main Bazar Sifiyan Town Street No.01, Yousaf Abad Un-Approved Faisalabad	10.000	0.000	10.000	0.000	10.000	0.000	0.000	0.000
3422	Improvement of Road Haji Book Dipo from Steam Power Station from Sheikhu Pura Road adjacent streets Malik Pur Un-Approved Faisalabad	9.000	0.000	9.000	0.000	9.000	0.000	0.000	0.000
3423	Improvement of Road Jilal Road from Sheikhupura Road Behind Railway Station Nishatabad UC-44 Un-Approved Faisalabad	5.000	0.000	5.000	0.000	5.000	0.000	0.000	0.000
3424	Improvement of Road remaining work main Bazar Dr. Sabar Wala Bazar Ishaq Ghufarai Wala Bazar from Hussaini Masjid Wala Bazar Ishaq Ghufarai Wala Bazar from Hussaini Masjid Wala Bazar Adjacent Bazar Manawala Un-Approved Faisalabad	7.000	0.000	7.000	0.000	7.000	0.000	0.000	0.000
3425	Improvement of Road Sheikhupura Road to Chibbian Road Lukman Chowk CC-44 Un-Approved Faisalabad	5.000	0.000	5.000	0.000	5.000	0.000	0.000	0.000
3426	Improvement of Road WASA Tanki via Maa Beta Qabristan to Saleemi Chowk. Un-Approved Faisalabad	10.000	0.000	10.000	0.000	10.000	0.000	0.000	0.000
3427	Rehabilitation / Improvement of Road from Satiana Road to Elahiabad St No.13 with cross, Faisalabad Un-Approved Faisalabad	17.950	0.000	17.950	0.000	17.950	0.000	0.000	0.000
3428	Repair / improvement of Fazia Abad Pullian Road from Punjab Sweet to Millat D. College G.M. Abad, Faisalabad L=1.50 KM Un-Approved Faisalabad	12.404	0.000	12.404	0.000	12.404	0.000	0.000	0.000
3429	Repair / Improvement of Khajoor Wali Road from Chughtai Lame Store to Khajoor Wali Gali Faiz Abad Length=1.00 KM Un-Approved Faisalabad	7.056	0.000	7.056	0.000	7.056	0.000	0.000	0.000
3430	Repair / Improvement of Millat Road to Yousaf town Faisalabad L=1.00 KM Un-Approved Faisalabad	6.266	0.000	6.266	0.000	6.266	0.000	0.000	0.000
3431	Repair / Improvement of Road from Jhang Bypass to Chak No.69/JB via Chak No.38/JB, Chak No.41/JB L=11.00 KM Un-Approved Faisalabad	41.802	0.000	31.352	0.000	31.352	5.225	5.225	0.000
3432	Repair / Improvement of Road from Khurrianwala - Jaranwala Road Un-Approved Faisalabad	185.000	0.000	75.000	0.000	75.000	55.000	55.000	0.000
3433	Repair / improvement of T.V. Boster Millat Road to Bila Insari Chowk L=0.70 KM Un-Approved Faisalabad	4.265	0.000	4.265	0.000	4.265	0.000	0.000	0.000
3434	Repair/Rehabilitaiton of Road from Chak No.567/GB to Chak No.565/GB (L=1.50 KM) Appearing at GSNo.2558 in ADP 2015-16 Un-Approved Faisalabad	4.120	0.000	4.120	0.000	4.120	0.000	0.000	0.000

ROADS

(Million Rs.)

GS No	Scheme Information Approval Date / Location	Est. Cost	Accum. Exp June,16	Provision for 2016-17			MTDF Projections		Throw fwd Beyond June, 2019
				Cap	Rev	G. Total (Cap+Rev)	2017-18	2018-19	
1	2	3	4	5	6	7	8	9	10
3435	Repair/Rehabilitation of Road from 565/GB Sharqi (L=1.50 KM) Un-Approved Faisalabad	4.120	0.000	4.120	0.000	4.120	0.000	0.000	0.000
3436	Repair/Rehabilitation of Road from Chak No.560/GB to Chak No.563/GB L=2.00 KM Un-Approved Faisalabad	5.501	0.000	5.501	0.000	5.501	0.000	0.000	0.000
3437	Widening / improvement from 116 GB via 114 GB to 57 GB Un-Approved Faisalabad	20.000	0.000	20.000	0.000	20.000	0.000	0.000	0.000
3438	Widening / Improvement of Road Chak No.256/RB Abadi Khaban Link Road L=1.00 KM Un-Approved Faisalabad	5.065	0.000	5.065	0.000	5.065	0.000	0.000	0.000
3439	Widening / Improvement of Road from 562/GB to 571/GB, Tehsil Jarranwala, District Faisalabad L=11.20 KM) Un-Approved Faisalabad	98.710	0.000	37.500	0.000	37.500	30.605	30.605	0.000
3440	Widening / Improvement of Road from Jaranwala-Khurrianwala Road to Chak No.98/GB Mor, District Faisalabad Un-Approved Faisalabad	49.999	0.000	15.000	0.000	15.000	17.500	17.500	0.000
3441	Widening / Improvement of Road from Jaranwala-Shahkot Road to Chak No.99/GB Distrct Faisalabad Un-Approved Faisalabad	49.999	0.000	37.499	0.000	37.499	6.250	6.250	0.000
3442	Widening / Improvement of road from Mukhtar feed (Samundri Rajana road) to 477/GB Zafar Chowk Adda Kottan L=4.00 KM, District Faisalabad Un-Approved Faisalabad	40.125	0.000	30.094	0.000	30.094	5.016	5.016	0.000
3443	Constrction of raod from Garh Maharaja City to Mouza Janan Length = 7.00 KM Un-Approved Jhang	60.000	0.000	22.500	0.000	22.500	18.750	18.750	0.000
3444	Construction / Rehabilitation of Approach Roads for Boat Bridge on River Jhelum at Pattan Machhiana including Nallahs, Tehsil 18-Hazari, District Jhang Un-Approved Jhang	20.553	0.000	20.553	0.000	20.553	0.000	0.000	0.000
3445	Construction of road from Majhi Sultan to Pir Wala Un-Approved Jhang	40.119	0.000	30.089	0.000	30.089	5.015	5.015	0.000
3446	Construction of Shorkot By-Pass from 3 Pulli Jhang Road to Qazianwala Pull Garh Maharaja Road L=7.55 KM Un-Approved Jhang	232.317	0.000	75.000	0.000	75.000	78.659	78.659	0.000
3447	Rehabilitation/Construction of road from Chak No.486 JB to Warayam Wala Road (Length 2.3) Un-Approved Jhang	17.000	0.000	17.000	0.000	17.000	0.000	0.000	0.000
3448	Repair / Rehabilitation of road Jamiabad to Bhowana to Ubhn via mouza Noshera L=17.55 KM Tehsil Bhowana Un-Approved Jhang	28.527	0.000	21.395	0.000	21.395	3.566	3.566	0.000

ROADS

(Million Rs.)

GS No	Scheme Information Approval Date / Location	Est. Cost	Accum. Exp June,16	Provision for 2016-17			MTDF Projections		Throw fwd Beyond June, 2019
				Cap	Rev	G. Total (Cap+Rev)	2017-18	2018-19	
1	2	3	4	5	6	7	8	9	10
3449	Const. of missing link road from Chak No. 311 /JB to Chak No. 319/JB and Chak No. 425/JB via Chak 317/JB (Odanwali) Chak No. 377/JB Chak No. 379/JB Chak No. 378/JB tehsil Gojra Un-Approved Toba Tek Singh	100.000	0.000	20.000	0.000	20.000	40.000	40.000	0.000
3450	Construction of Kamalia bye pass southern Ring from Kamalia Chichawatni road to Sarfraz More (L=13.50 KM) Un-Approved Toba Tek Singh	360.000	0.000	35.000	0.000	35.000	162.500	162.500	0.000
3451	Construction of Road From Bhangu More To Chak No.190/GB, Waan Via Chak No.189/GB Length=5.90 Km, District Toba Tek Singh Un-Approved Toba Tek Singh	50.000	0.000	37.500	0.000	37.500	6.250	6.250	0.000
3452	Construction of Road from Chak No.400/JB Dam to Link Road Maraim 394/JB (L=3.00 KM) Un-Approved Toba Tek Singh	27.327	0.000	20.495	0.000	20.495	3.416	3.416	0.000
3453	Improvement of road from Cooperative Bank to Habib Bank to ShaBbir Petroleum, City Gojra. L=700 RFT Un-Approved Toba Tek Singh	14.439	0.000	14.439	0.000	14.439	0.000	0.000	0.000
3454	Missing Link Road Gojra Khidarwala Road at Mongi Distributory to Chak No.243/GB (Kalyan Pur) road via Chak No.242/GB (Basti Noor Pur) L=2.20 KM, Tehsil Gojra District Toba Tek Singh Un-Approved Toba Tek Singh	35.232	0.000	26.424	0.000	26.424	4.404	4.404	0.000
3455	Rehabilitation/Construction of Roads in Kamalia City Un-Approved Toba Tek Singh	50.000	0.000	18.750	0.000	18.750	15.625	15.625	0.000
3456	Widening / Improvement of Jhang Road Chak No.325/JB to Chak No.381/JB, Length 4.00 KM Un-Approved Toba Tek Singh	37.897	0.000	28.423	0.000	28.423	4.737	4.737	0.000
3457	Construction / Rehabilitation of road from Gujranwala Pasrur to Ferozwala Mandiala Tegha road via Chak Johya on right bank of Kamokey Minor (L= 7.5 Km) Un-Approved Gujranwala	99.000	0.000	50.000	0.000	50.000	49.000	0.000	0.000
3458	Construction of road of Rasool nagr both side railway line (L=2.5 km) Un-Approved Gujranwala	50.000	0.000	20.000	0.000	20.000	30.000	0.000	0.000
3459	Compensation for the structure following "Construction of Flyover GT road Gujranwala" (Sialkot phatak east side) Un-Approved Gujranwala	10.733	0.000	0.000	10.733	10.733	0.000	0.000	0.000
3460	Construction of RCC Main Road Sarfraz Colony and Hashmi Colony from GT Road to Saim Naula including Jamia Furqania Road Sarfraz Colony, Gujranwala Un-Approved Gujranwala	40.000	0.000	30.000	0.000	30.000	5.000	5.000	0.000
3461	Construction of Road Bhudha Goraya to Boprra Goraya (NA-100) Gujranwala Un-Approved Gujranwala	8.319	0.000	8.319	0.000	8.319	0.000	0.000	0.000

ROADS

(Million Rs.)

GS No	Scheme Information Approval Date / Location	Est. Cost	Accum. Exp June,16	Provision for 2016-17			MTDF Projections		Throw fwd Beyond June, 2019
				Cap	Rev	G. Total (Cap+Rev)	2017-18	2018-19	
1	2	3	4	5	6	7	8	9	10
3462	Dualization of Sheikhpura-Gujranwala road Un-Approved Gujranwala	972.000	0.000	1.000	0.000	1.000	971.000	0.000	0.000
3463	Rehabilitation of Road of Sadhoki to Baigpur (L=23Km) Un-Approved Gujranwala	460.000	0.000	80.000	0.000	80.000	190.000	190.000	0.000
3464	Dualization of Siakot Pasrur Carriageway (L=27.75 KM) in District Siakot (NA-114) Un-Approved Gujranwala	100.000	0.000	100.000	0.000	100.000	0.000	0.000	0.000
3465	Rehabilitation of Alipur Gujranwala Road, District Gujranwala (NA-101/PP-103) Un-Approved Gujranwala	100.000	0.000	30.000	0.000	30.000	35.000	35.000	0.000
3466	Rehabilitatoin of road from ghakar to ahmad nagar via kot noora bainka cheema gill wala (PP-97)Gujranwala Un-Approved Gujranwala	216.000	0.000	30.000	0.000	30.000	93.000	93.000	0.000
3467	Repair/ Rehabilitation of Road from Maju Chak to Wandala Virkan in Tehsil Nosheran Virkan L=3.00 Kms (NA-100) Gujranwala Un-Approved Gujranwala	16.083	0.000	16.083	0.000	16.083	0.000	0.000	0.000
3468	Repair/Rehabilitation of road from G.T Road to Chak Sanata Chak Mahi Sangow Ali Langow Ali Chorra Khu 1/C Chak AAroop Chand Link Road In Tehsil Wazirabbad (Length= 2.5 KMs) (PP-104) Un-Approved Gujranwala	19.929	0.000	19.929	0.000	19.929	0.000	0.000	0.000
3469	Repair and Carpeting Road from Aziz Cross to Upper Chanab Canal (PP-94) Gujranwala Un-Approved Gujranwala	7.720	0.000	7.720	0.000	7.720	0.000	0.000	0.000
3470	W/I/R of Road From Ghakhar Mandi to Villatge Aadilgarh via Peer kot District Gujranwala NA-101 Un-Approved Gujranwala	16.000	0.000	16.000	0.000	16.000	0.000	0.000	0.000
3471	Rehabilitation of Road from Hafizabad (Raja Chowk) to Khanpur (Jalalpur Qadirabad Road) via Kolo Tarar (carpet), L=20.50 KM Un-Approved Hafizabad	420.000	0.000	70.000	0.000	70.000	175.000	175.000	0.000
3472	Widening/Improvement of Road from Vanike Tarar to Chak Bhatti turn via Behak Ahmed Yar, Thatha Bahama & Narowal I/c Link District Hafizabad (L=27.40KM). Un-Approved Hafizabad	654.000	0.000	80.000	0.000	80.000	287.000	287.000	0.000
3473	Construction / Rehabilitation of Road From G.T Road Thekrain To Baharwal Chowk I/C Links Thekrian Shahjahania Jhanndi Wali Rehmat Abad Saleem Abad Mirdah Miana Chak and Tullah Tehsil Kharian District Gujrat L=11.31 KM (NA-106) Un-Approved Gujrat	220.066	0.000	35.000	0.000	35.000	92.533	92.533	0.000
3474	Construction of Road from Church Road Lalamusa to Ganjah Railway Phattak Along With Railway Rrack length= 1.70 Kms (NA-106) Un-Approved Gujrat	27.493	0.000	11.250	0.000	11.250	8.122	8.122	0.000

ROADS

(Million Rs.)

GS No	Scheme Information Approval Date / Location	Est. Cost	Accum. Exp June,16	Provision for 2016-17			MTDF Projections		Throw fwd Beyond June, 2019
				Cap	Rev	G. Total (Cap+Rev)	2017-18	2018-19	
1	2	3	4	5	6	7	8	9	10
3475	Repair / Rehabilitaton of Existing Roads in PP-109 (Length=15.000 Kms) Un-Approved Gujrat	40.000	0.000	15.000	0.000	15.000	12.500	12.500	0.000
3476	Widening / Improvement of road from Kotla Arab Ali Khan to Kharrian (carpeted road) (NA-107) Un-Approved Gujrat	415.835	0.000	40.000	0.000	40.000	187.918	187.918	0.000
3477	Construction of 20ft wide carpet road from Gojra to Tahli Adda via Bosal Masoor, Bosal Sukha, Nakkewal, Chak Alam, Syed, Lakha, Kadhar Gharbi and Link Pull Muhammad Panah to Nakkewal Chowk (phase-I) L=16Kms Un-Approved Mandi Bahauddin	500.000	0.000	75.000	0.000	75.000	225.000	200.000	0.000
3478	Construction of road from bridge Qadirabad link canal road to Kot Pejo via Pindi Kalu Un-Approved Mandi Bahauddin	65.000	0.000	26.250	0.000	26.250	19.375	19.375	0.000
3479	Construction of road from Kotli Khurd to Pahrianwali via Rajoia Un-Approved Mandi Bahauddin	60.000	0.000	26.250	0.000	26.250	16.875	16.875	0.000
3480	Rehabilitation / Carpeting of Phalia to Sial More Interchange upto Tahli Adda i/c Phalia Bye Pass L=44Kms Un-Approved Mandi Bahauddin	774.000	0.000	150.000	0.000	150.000	312.000	312.000	0.000
3481	Widening Improvement of Road from Duggal to 15-R via Dhal Lenth=8KM Un-Approved Mandi Bahauddin	96.000	0.000	37.500	0.000	37.500	29.250	29.250	0.000
3482	Widening Improvement of Road from M.B.Din to Lakhnewala Lenth=5KM Un-Approved Mandi Bahauddin	84.000	0.000	33.750	0.000	33.750	25.125	25.125	0.000
3483	Construction of 2.79 Km of Metalled road in Bajwat for RCC alrady approved in flod Packeges (on-going) (NA-111) Un-Approved Sialkot	136.928	0.000	35.000	0.000	35.000	50.964	50.964	0.000
3484	Construction of Flyover At Shahabpura Chowk Defence Road On Sialkot-Wazirabad Road (NA-110) Un-Approved Sialkot	791.000	0.000	150.000	0.000	150.000	320.500	320.500	0.000
3485	Construction of Metalled Road From Ada Motra to Phirni Alu Mahar Sharif to Jamkay Pull (length = 3.5 KM) (NA-113) Un-Approved Sialkot	29.854	0.000	15.000	0.000	15.000	7.427	7.427	0.000
3486	Feasibility study, Design & Project Prepration for the Construction of Sialkot Ring Road (NA-110) Un-Approved Sialkot	100.000	0.000	75.000	0.000	75.000	12.500	12.500	0.000
3487	Dualization of Sialkot Emanabad Road Upto Dharam Kot (NA-110) Un-Approved Sialkot	3,180.000	0.000	150.000	0.000	150.000	1,515.000	1,515.000	0.000
3488	Rehabilitation / Improvement of Kingra-Sanial – Naju Chak –Masial Road (NA-114) Un-Approved Sialkot	54.961	0.000	41.221	0.000	41.221	6.870	6.870	0.000

ROADS

(Million Rs.)

GS No	Scheme Information Approval Date / Location	Est. Cost	Accum. Exp June,16	Provision for 2016-17			MTDF Projections		Throw fwd Beyond June, 2019
				Cap	Rev	G. Total (Cap+Rev)	2017-18	2018-19	
1	2	3	4	5	6	7	8	9	10
3489	Rehabilitation of Metalled Road From Gondal Road City School to Gondal Protection Band (TST) (Length=12.40 Kms) PP-121 Un-Approved Sialkot	85.000	0.000	22.500	0.000	22.500	31.250	31.250	0.000
3490	Const. of Road from Bheer Kalan to Dhodham (NA-115) Un-Approved Narowal	27.000	0.000	11.250	0.000	11.250	7.875	7.875	0.000
3491	Construction of road from Rasheed pur to New Lahore Road (L=18 KM) in NA-117 Un-Approved Narowal	250.000	0.000	25.000	0.000	25.000	112.500	112.500	0.000
3492	Metalled Road from Narowal - Sialkot Road to Village Chhinay Sangal (length = 1.5km funds required = 11million) (PP-135) Un-Approved Narowal	11.000	0.000	11.000	0.000	11.000	0.000	0.000	0.000
3493	Rehabilitation of 16 KM Road from Shakargarh to Chak Amro, Narowal Un-Approved Narowal	212.717	0.000	35.000	0.000	35.000	88.859	88.859	0.000
3494	Dualization of Sialkot-Pasrur Road (Phase-I) Un-Approved Sialkot	500.000	0.000	7.500	0.000	7.500	0.000	0.000	0.000
3495	Widening / Improvement of road from Gumtala chowk Shakargarh to Nor Kot Shahghareeb Road via Mota Pandori Khanowal Manka Gumtala Sathiali Chak Qazian and Rangra (Length =17.00 KMs) Un-Approved Narowal , Shakargarh	351.455	0.000	104.000	0.000	104.000	123.720	123.720	0.000
3496	Rehabilitation of Road from Bhuajna to MaluSalu Gorala, Tehsil Shakar garh, District Narowal (L=2.2 Km) Un-Approved Narowal	7.500	0.000	7.500	0.000	7.500	0.000	0.000	0.000
3497	Construction of Bridge on Charar Drain. Un-Approved Lahore	11.000	0.000	11.000	0.000	11.000	0.000	0.000	0.000
3498	Construction of Bridge on Kamahan Tibba Sharaf-Ud-Din Drain. Un-Approved Lahore	11.000	0.000	11.000	0.000	11.000	0.000	0.000	0.000
3499	Construction of Bridge on Pandoke Drain. Un-Approved Lahore	11.000	0.000	11.000	0.000	11.000	0.000	0.000	0.000
3500	Construction of Dual Carriageway from Harbanspura Bridge to Jorrey Pull Chowk, Lahore (Length 3.2km) Un-Approved Lahore	311.230	0.000	25.000	0.000	25.000	136.230	150.000	0.000
3501	Construction of Mettled Road alongside Right Bank of Hadyara Drain starting from 25 km Multan Road Lahore. Two existing bridge on drain. Un-Approved Lahore	14.661	0.000	14.661	0.000	14.661	0.000	0.000	0.000
3502	Construction of road Atto Asal to Mela Ram Un-Approved Lahore	12.500	0.000	12.500	0.000	12.500	0.000	0.000	0.000
3503	Construction of Road Beddian Road to Mota Singh Wala Bara. Un-Approved Lahore	13.531	0.000	13.531	0.000	13.531	0.000	0.000	0.000

ROADS

(Million Rs.)

GS No	Scheme Information Approval Date / Location	Est. Cost	Accum. Exp June,16	Provision for 2016-17			MTDF Projections		Throw fwd Beyond June, 2019
				Cap	Rev	G. Total (Cap+Rev)	2017-18	2018-19	
1	2	3	4	5	6	7	8	9	10
3504	Construction of Road Dera Malianwala to Khana Nepal. Un-Approved Lahore	22.630	0.000	22.630	0.000	22.630	0.000	0.000	0.000
3505	Construction of Road Ferozepur Road to Asif Town Number-II. Un-Approved Lahore	32.110	0.000	24.083	0.000	24.083	4.014	4.014	0.000
3506	Construction of Road Ferozepur Road to Kajhwana Lahore. Un-Approved Lahore	16.737	0.000	16.737	0.000	16.737	0.000	0.000	0.000
3507	Construction of road Ferozpur road to Nabi Bukhsh Un-Approved Lahore	18.711	0.000	18.711	0.000	18.711	0.000	0.000	0.000
3508	Construction of Road from BhammaJhuggian Ring Road to Graveyard along Nallah Lahore. Un-Approved Lahore	44.605	0.000	11.250	0.000	11.250	16.678	16.678	0.000
3509	Construction of Road Hadiara Drain, Pull Dulu Khurd via Qureshi Wala. Un-Approved Lahore	36.808	0.000	27.606	0.000	27.606	4.601	4.601	0.000
3510	Construction of road Hadira to Defence road Gawind Un-Approved Lahore	25.417	0.000	25.417	0.000	25.417	0.000	0.000	0.000
3511	Construction of Road kang Sharif to Khoo Khokhran Village. Un-Approved Lahore	6.203	0.000	6.203	0.000	6.203	0.000	0.000	0.000
3512	Construction of Road Kingra Village to Karyal. Un-Approved Lahore	30.067	0.000	22.550	0.000	22.550	3.758	3.758	0.000
3513	Construction of Road Ladhkey Uchay Telephone Exchange to Ladhkey Nevain. Un-Approved Lahore	7.956	0.000	7.956	0.000	7.956	0.000	0.000	0.000
3514	Construction of Road Lidhar Road to Natha Singhwala to Main Ring Road. Un-Approved Lahore	12.664	0.000	12.664	0.000	12.664	0.000	0.000	0.000
3515	Construction of Road Morcha Pull Kamahan Road to Kamahan Rohi Nala to Dera Akhtar Hussain Shaheed Road. Un-Approved Lahore	47.959	0.000	35.969	0.000	35.969	5.995	5.995	0.000
3516	Construction of Road pandoki Road via Ladhkey Uchay to Badhoki Pully Newan Pind Pandoki. Un-Approved Lahore	39.834	0.000	29.876	0.000	29.876	4.979	4.979	0.000
3517	Construction of Road Remaining Portion Badhoki to Asal Suleman Village. Un-Approved Lahore	8.726	0.000	8.726	0.000	8.726	0.000	0.000	0.000
3518	Construction of Road Remaining Portion Panjoo to Haweli Chettu Wali. Un-Approved Lahore	10.362	0.000	10.362	0.000	10.362	0.000	0.000	0.000
3519	Construction of Road Tibba Village to Izafa Abadi Tibba Village. Un-Approved Lahore	16.164	0.000	16.164	0.000	16.164	0.000	0.000	0.000

ROADS

(Million Rs.)

GS No	Scheme Information Approval Date / Location	Est. Cost	Accum. Exp June,16	Provision for 2016-17			MTDF Projections		Throw fwd Beyond June, 2019
				Cap	Rev	G. Total (Cap+Rev)	2017-18	2018-19	
1	2	3	4	5	6	7	8	9	10
3520	Crossing Bridge Gujomata Un-Approved Lahore	21.104	0.000	21.104	0.000	21.104	0.000	0.000	0.000
3521	Crossing Bridge Kahna Un-Approved Lahore	21.104	0.000	21.104	0.000	21.104	0.000	0.000	0.000
3522	Establishment of Flyover across Railway Track in Raiwind City District Lahore Un-Approved Lahore	1,047.000	0.000	450.000	0.000	450.000	323.500	273.500	0.000
3523	Rehabilitation of Road from Bhaseen Village to Thatti Nala (Length 4km) Un-Approved Lahore	49.100	0.000	36.825	0.000	36.825	6.138	6.138	0.000
3524	Rehabilitation of Road from Hadiara road to Sarja Mirza (Length 7km) Un-Approved Lahore	53.000	0.000	39.750	0.000	39.750	6.625	6.625	0.000
3525	Rehabilitation of Road from Thatta Saira to Jandiala to Bhaseen More (Length 10km) Un-Approved Lahore	64.900	0.000	48.675	0.000	48.675	8.113	8.113	0.000
3526	Rehabilitation of Road from Wara Mole Wassian to Maniala to Qila Jewan Singh (Length 9km) Un-Approved Lahore	58.000	0.000	43.500	0.000	43.500	7.250	7.250	0.000
3527	Widening / Improvement of Road Mian Meer Hospital, Lahore. Un-Approved Lahore	183.418	0.000	75.000	0.000	75.000	54.209	54.209	0.000
3528	Construction of Road from Faizabad to Nawankot via Bholey shah, District Shaikhupura (L= 8 Km) Un-Approved Shaikhupura	99.500	0.000	20.000	0.000	20.000	79.500	0.000	0.000
3529	Construction of Access Road from Lahore – Shaikhupura – Faisalabad Road to Bhikhi Power Plant, Lenght 1.60 Km. Un-Approved Shaikhupura	64.461	0.000	22.500	0.000	22.500	20.981	20.981	0.000
3530	Construction of carpeting road at village Thabal (Remaining portion), L=0.20 Km , District Shaikhupura Un-Approved Shaikhupura	3.060	0.000	3.060	0.000	3.060	0.000	0.000	0.000
3531	Construction of Carpeting road from Moran wala Graveyard to Nooray wala road, L=2.00 Km, District Shaikhupura Un-Approved Shaikhupura	16.530	0.000	16.530	0.000	16.530	0.000	0.000	0.000
3532	Construction of carpeting road from Old Pindi Das Road Mughal Steel to Shakir Abad, L=2.25 Km District Shaikhupura Un-Approved Shaikhupura	18.360	0.000	18.360	0.000	18.360	0.000	0.000	0.000
3533	Construction of carpeting road from Qavi Khan Bridge to Hitchiki pur remainaig portion. District Shaikhupura Un-Approved Shaikhupura	21.943	0.000	21.943	0.000	21.943	0.000	0.000	0.000
3534	Construction of carpeting road from Taraddewala Graveyar Stop to Malikpur Bridge, L=3.25 Km, District Shaikhupura Un-Approved Shaikhupura	26.370	0.000	7.500	0.000	7.500	9.435	9.435	0.000

ROADS

(Million Rs.)

GS No	Scheme Information Approval Date / Location	Est. Cost	Accum. Exp June,16	Provision for 2016-17			MTDF Projections		Throw fwd Beyond June, 2019
				Cap	Rev	G. Total (Cap+Rev)	2017-18	2018-19	
1	2	3	4	5	6	7	8	9	10
3535	Construction of carpeting road from Waliyan wala to Bhullay Wali, District Sheikhpura Un-Approved Sheikhpura	15.300	0.000	15.300	0.000	15.300	0.000	0.000	0.000
3536	Construction of carpeting road Graveyard Narang, L=0.51 Km , District Sheikhpura Un-Approved Sheikhpura	4.238	0.000	4.238	0.000	4.238	0.000	0.000	0.000
3537	Construction of Carpeting road Kot Nathu, L=3.05 Km, District Sheikhpura Un-Approved Sheikhpura	27.540	0.000	7.500	0.000	7.500	10.020	10.020	0.000
3538	Construction of metalled road from Sheikhpura Interchange (M-2) to QAAP along Motorway, Length 3.90 Km. Un-Approved Sheikhpura	295.000	0.000	75.000	0.000	75.000	110.000	110.000	0.000
3539	Construction of Overhead Bridge on Railway Crossing at Kala Khtai Road, District Sheikhpura Un-Approved Sheikhpura	308.990	0.000	50.000	0.000	50.000	129.495	129.495	0.000
3540	Construction of PCC Road Main Bazar Haider Town from Lahore Gujranwala Road Green CNG Pump to Haider Road (L=1.38) , District Sheikhpura Un-Approved Sheikhpura	8.000	0.000	8.000	0.000	8.000	0.000	0.000	0.000
3541	Construction of road from Awan Muslim village to Eid Gah Graveyard District Sheikhpura Un-Approved Sheikhpura	2.400	0.000	2.400	0.000	2.400	0.000	0.000	0.000
3542	Construction of road from Borahay Oath to Dera Din Daran, Thari Wala District Sheikhpura Un-Approved Sheikhpura	10.800	0.000	10.800	0.000	10.800	0.000	0.000	0.000
3543	Construction of road from Dera Kambowan to Sagh Pulli District Sheikhpura Un-Approved Sheikhpura	2.700	0.000	2.700	0.000	2.700	0.000	0.000	0.000
3544	Construction of road from Jatrikay bridge to sarmedani District Sheikhpura Un-Approved Sheikhpura	6.500	0.000	6.500	0.000	6.500	0.000	0.000	0.000
3545	Construction of road from Kala Khatai to Chak Dhedo District Sheikhpura Un-Approved Sheikhpura	10.900	0.000	10.900	0.000	10.900	0.000	0.000	0.000
3546	Construction of road from Mubarakbad to Bhianwala Road Madokay Canal District Sheikhpura Un-Approved Sheikhpura	8.100	0.000	8.100	0.000	8.100	0.000	0.000	0.000
3547	Construction of road from Narowal road to Kot Poch District Sheikhpura Un-Approved Sheikhpura	4.400	0.000	4.400	0.000	4.400	0.000	0.000	0.000
3548	From Grid Station Bucheki to Chendpur via Kot Akber L=10.75km Un-Approved Sheikhpura	46.600	0.000	11.250	0.000	11.250	17.675	17.675	0.000
3549	Missing links from Road Pakka Qila , Naroki, Kot Beenidas, Abadi Virkan, Dhari Bhattian, Thatta Khewa, Chendpir Sharif. L=17 km Un-Approved Sheikhpura	70.000	0.000	7.500	0.000	7.500	31.250	31.250	0.000

ROADS

(Million Rs.)

GS No	Scheme Information Approval Date / Location	Est. Cost	Accum. Exp June,16	Provision for 2016-17			MTDF Projections		Throw fwd Beyond June, 2019
				Cap	Rev	G. Total (Cap+Rev)	2017-18	2018-19	
1	2	3	4	5	6	7	8	9	10
3550	Rehabilitation / widening of carpeting road at village Chak No.17 (L=1.6 Km), District Sheikhpura Un-Approved Sheikhpura	10.560	0.000	10.560	0.000	10.560	0.000	0.000	0.000
3551	Rehabilitation of road from Muridkay Narawal Road, Dera Karamat, Chairman to Kirto Village Graveyard District Sheikhpura Un-Approved Sheikhpura	8.100	0.000	8.100	0.000	8.100	0.000	0.000	0.000
3552	Road from Nankana Sahib Bypass to Jaranwala Lahpre Road via Nabipur, Kot Namdar, Attari Sham Singh, Bucheki. L=25 KM Un-Approved Sheikhpura	120.000	0.000	25.000	0.000	25.000	47.500	47.500	0.000
3553	Widening / Improvement of metalled road from Chichoki Malian Railway crossing to QAAP near Bamban Kalan, Length 3.30 Km. Un-Approved Sheikhpura	250.000	0.000	110.000	0.000	110.000	70.000	70.000	0.000
3554	Construction of flyover bridge on Railway Crossing Sangla Hill Railway line. Un-Approved Nankana Sahib	379.790	0.000	35.000	0.000	35.000	172.395	172.395	0.000
3555	Widening / Improvement of road from Pandorian (M3) Interchange to Shah Kot via Sangla Hill (L=32 Km) Un-Approved Nankana Sahib	1,300.000	0.000	50.000	0.000	50.000	625.000	625.000	0.000
3556	Construction of metaled road from Faizabad to Harray (L=7 Km) Un-Approved Nankana Sahib	90.000	0.000	10.000	0.000	10.000	40.000	40.000	0.000
3557	Construction of Metalled road i/c Side Drains from Moasque to Grave yard Chora Dewan, District Nankana Sahib (L=2.2 Km) Un-Approved Nankana Sahib	37.000	0.000	37.000	0.000	37.000	0.000	0.000	0.000
3558	Rehabilitation of Nankana - Mangtanwala Road, length=16.40, District Nankana Sahib Un-Approved Nankana Sahib	699.140	0.000	120.000	0.000	120.000	289.570	289.570	0.000
3559	Widening / Improvement of road from Sheikhpura - Faisalabad Road to Madha Stop to Kartarpura through Barura Chak No.177/RB, Tehsil Shah Kot, District Nankana Sahib, L=4.25 Km Un-Approved Nankana Sahib	27.014	0.000	20.261	0.000	20.261	3.377	3.377	0.000
3560	Const. / rehabilitation of road from Bhalu to Raiwind road near Bhoray wali Mosque via Kharal= 5.20 km, Tehsil & District, Kasur Un-Approved Kasur	19.500	0.000	19.500	0.000	19.500	0.000	0.000	0.000
3561	Const. of Stadium, stage, Flood Light and Generator etc. at Raja Jang Un-Approved Kasur	10.000	0.000	10.000	0.000	10.000	0.000	0.000	0.000
3562	Construction of new road from Matta To Raja Jung L=4 Km, Tehsil & District, Kasur Un-Approved Kasur	28.000	0.000	10.500	0.000	10.500	8.750	8.750	0.000
3563	Construction of Pattoki City Bye-pass, District Kasur Un-Approved Kasur	107.402	0.000	25.000	0.000	25.000	41.201	41.201	0.000

ROADS

(Million Rs.)

GS No	Scheme Information Approval Date / Location	Est. Cost	Accum. Exp June,16	Provision for 2016-17			MTDF Projections		Throw fwd Beyond June, 2019
				Cap	Rev	G. Total (Cap+Rev)	2017-18	2018-19	
1	2	3	4	5	6	7	8	9	10
3564	Construction of road from Chunian Khudian road Khai to Sanda, L=2.25 Km District Kasur Un-Approved Kasur	11.325	0.000	11.325	0.000	11.325	0.000	0.000	0.000
3565	Construction of road from Roday to Mandi Usman Wala via Kot Sohna, L=1.82 Km District Kasur Un-Approved Kasur	18.550	0.000	18.550	0.000	18.550	0.000	0.000	0.000
3566	Construction of new road from Main Feroze Pur Road Mustafa Abad canal to Boys Degree college Mustafa Abad L= 1 Km, Tehsil & District, Kasur Un-Approved Kasur	7.000	0.000	7.000	0.000	7.000	0.000	0.000	0.000
3567	Rehabilitation / Improvement of road from Mian Wala Ghat (Jamber – Chunian Road) to Balloki Power Plant, Qadirabad Power Plant, Length 6.00 Km Un-Approved Kasur	252.072	0.000	75.000	0.000	75.000	88.536	88.536	0.000
3568	Rehabilitation of Kasur Depalpur road to Bhair Sodian Pull (L=2.00 Km), District Kasur Un-Approved Kasur	6.500	0.000	6.500	0.000	6.500	0.000	0.000	0.000
3569	Rehabilitation of Road from Bohar to Kot Nasir Khan L=1.5 km, Tehsil KRK, District, Kasur Un-Approved Kasur	5.250	0.000	5.250	0.000	5.250	0.000	0.000	0.000
3570	Rehabilitation of Road from Cinema More to Mobile Market KRK City L=1.90 km, Tehsil KRK, District, Kasur Un-Approved Kasur	14.500	0.000	14.500	0.000	14.500	0.000	0.000	0.000
3571	Rehabilitation of Road from Handal to Cheena Arla L=4 km, Tehsil KRK, District, Kasur Un-Approved Kasur	9.000	0.000	9.000	0.000	9.000	0.000	0.000	0.000
3572	Rehabilitation of road from Ada Atheel Pur to Kulay Wala L=0.75Km, Tehsil & District, Kasur Un-Approved Kasur	1.500	0.000	1.500	0.000	1.500	0.000	0.000	0.000
3573	Rehabilitation of Road from Basti Lal Shah Chowk to Jagoki L=3.5 km KRK, District, Kasur Un-Approved Kasur	12.250	0.000	12.250	0.000	12.250	0.000	0.000	0.000
3574	Rehabilitation of road from Bhamba Gol Chaker to Rohi Pull, Tehsil KRK District, Kasur Un-Approved Kasur	5.000	0.000	5.000	0.000	5.000	0.000	0.000	0.000
3575	Rehabilitation of Road from Bhuchoki to Chak No. 59 and 60 L= 3.00 km, Tehsil KRK, District, Kasur Un-Approved Kasur	12.600	0.000	12.600	0.000	12.600	0.000	0.000	0.000
3576	Rehabilitation of Road from Cheena Otar to Syedan Wala L=3.00 km, Tehsil KRK, District, Kasur Un-Approved Kasur	10.500	0.000	10.500	0.000	10.500	0.000	0.000	0.000
3577	Rehabilitation of road from Chena Arla to Ratti Pindi, Tehsil KRK District, Kasur Un-Approved Kasur	5.000	0.000	5.000	0.000	5.000	0.000	0.000	0.000

ROADS

(Million Rs.)

GS No	Scheme Information Approval Date / Location	Est. Cost	Accum. Exp June,16	Provision for 2016-17			MTDF Projections		Throw fwd Beyond June, 2019
				Cap	Rev	G. Total (Cap+Rev)	2017-18	2018-19	
1	2	3	4	5	6	7	8	9	10
3578	Rehabilitation of road from Chena Ottar, Chena Arla, Tehsil KRK District, Kasur Un-Approved Kasur	6.000	0.000	6.000	0.000	6.000	0.000	0.000	0.000
3579	Rehabilitation of road from Ferozpur road, Bholeki to Green Kot Tehsil & District, Kasur Un-Approved Kasur	105.000	0.000	25.000	0.000	25.000	40.000	40.000	0.000
3580	Rehabilitation of road from Jonekey to Matta Ishaqian Masjid, Tehsil KRK District, Kasur Un-Approved Kasur	5.500	0.000	5.500	0.000	5.500	0.000	0.000	0.000
3581	Rehabilitation of road from Khudian Qabr Kot Phattik to Rait Shalla, L=3.75 Km District Kasur Un-Approved Kasur	14.625	0.000	14.625	0.000	14.625	0.000	0.000	0.000
3582	Rehabilitation of Road from Maan Singh road from Tool Tax Adda to Punjab Sweet L= 1.00 km, Tehsil KRK, District, Kasur Un-Approved Kasur	1.500	0.000	1.500	0.000	1.500	0.000	0.000	0.000
3583	Rehabilitation of road from Matta Ishaqia Masjid to KRK, Tehsil KRK District, Kasur Un-Approved Kasur	7.000	0.000	7.000	0.000	7.000	0.000	0.000	0.000
3584	Rehabilitation of road from Matta Village to West Bypass Bhamba, Tehsil KRK District, Kasur Un-Approved Kasur	8.000	0.000	8.000	0.000	8.000	0.000	0.000	0.000
3585	Rehabilitation of Road from May Fair Factory to Chak No. 65 L=2.75 km, Tehsil KRK, District, Kasur Un-Approved Kasur	17.550	0.000	17.550	0.000	17.550	0.000	0.000	0.000
3586	Rehabilitation of road from Mustafa Abad To Sttoki L=7.25 Km Tehsil & District, Kasur Un-Approved Kasur	25.375	0.000	25.375	0.000	25.375	0.000	0.000	0.000
3587	Rehabilitation of Road from Punjab Sweet to Handal Adda Meer Sahib road L=0.60 km, Tehsil KRK, District, Kasur Un-Approved Kasur	2.000	0.000	2.000	0.000	2.000	0.000	0.000	0.000
3588	Rehabilitation of Road from Railway Corssing to Zafar Key 4.5 km, Tehsil KRK, District, Kasur Un-Approved Kasur	15.750	0.000	15.750	0.000	15.750	0.000	0.000	0.000
3589	Rehabilitation of Road from Railway Phatik Pak Bazar KRK to Chak No. 55 L=1.52 km KRK, District, Kasur Un-Approved Kasur	5.350	0.000	5.350	0.000	5.350	0.000	0.000	0.000
3590	Rehabilitation of road from Rao Khan Wala to Ada Theh Shaikham Kot Radha Kishen road via Kapat Pura, Mana Wala ,Mirzay wala, Shaikh wala, Bonga and Ishri Sing Wala L=9Km, Tehsil & District, Kasur Un-Approved Kasur	31.500	0.000	11.250	0.000	11.250	10.125	10.125	0.000
3591	Rehabilitation of road from Rohi Pull Raiwind Kasur road to Soi Asal road via Kot Hakim Ali, Tehsil & District, Kasur Un-Approved Kasur	8.000	0.000	8.000	0.000	8.000	0.000	0.000	0.000

ROADS

(Million Rs.)

GS No	Scheme Information Approval Date / Location	Est. Cost	Accum. Exp June,16	Provision for 2016-17			MTDF Projections		Throw fwd Beyond June, 2019
				Cap	Rev	G. Total (Cap+Rev)	2017-18	2018-19	
1	2	3	4	5	6	7	8	9	10
3592	Rehabilitation of road from Sttoki to Raja Jung L=7.75 Km Tehsil & District, Kasur Un-Approved Kasur	27.125	0.000	10.500	0.000	10.500	8.313	8.313	0.000
3593	Rehabilitation of road from Wadana Stop to Chiti Masjid Stop via Chirawan, Tehsil & District, Kasur Un-Approved Kasur	15.000	0.000	15.000	0.000	15.000	0.000	0.000	0.000
3594	Rehabilitation of road from Wadana Stop to Green Kot, Wadara, Choti Katlohi, via Lakhnekey, Mari Singh, Bari Sarhali, Poli Stop via Wara Dileep Singh to BRB Canal, Tehsil & District, Kasur Un-Approved Kasur	25.000	0.000	25.000	0.000	25.000	0.000	0.000	0.000
3595	Rehb. & construction of New road from Saraich Pull to Badur Pur L= 1.90 Km, Tehsil & District, Kasur Un-Approved Kasur	11.000	0.000	11.000	0.000	11.000	0.000	0.000	0.000
3596	Chunian city bye pass linking chunian changamaga road, chunian khudian road & karamabad (chunian bye pass) to depalpur via moza khokar ashfaf (l=13.25 km) Un-Approved Kasur	390.000	0.000	100.000	0.000	100.000	145.000	145.000	0.000
3597	Rehabilitation of BS Link road from Head Gulsher to Bharpura Chowk via Ameera Tejeka road, Tehsil Depalpur District Okara Un-Approved Okara	66.563	0.000	11.250	0.000	11.250	27.657	27.657	0.000
3598	Construction of Metalled Road from Akhtarabad Railway X-ing to 10/1-AL Road via Shakar Mandi (Length: 1.50 km) in Tehsil Renala Khurd District Okara Un-Approved Okara	11.457	0.000	11.457	0.000	11.457	0.000	0.000	0.000
3599	Rehabilitation & Up-Gradation of road from Chak No. 27/4-L via Chak No. 31/4-L to Chak No. 36-A/4-L Bunga Hayat Road District Okara Un-Approved Okara	100.000	0.000	50.000	0.000	50.000	40.000	0.000	0.000
3600	Construction of Metalled Road from Okara Satghara Road to Chak No. 18/1-R, in Tehsil & District Okara Un-Approved Okara	22.471	0.000	22.471	0.000	22.471	0.000	0.000	0.000
3601	Construction of Metalled Road from Thatha Manak Daola road to Chah Miray Mianwala length: 1.0 km in tehsil and district Okara Un-Approved Okara	7.300	0.000	7.300	0.000	7.300	0.000	0.000	0.000
3602	Construction of Over Head Bridge at Depalpur Chowk, District Okara Un-Approved Okara	740.000	0.000	150.000	0.000	150.000	295.000	295.000	0.000
3603	Re-designing of Underpass at Sikandar Chowk, District Okara Un-Approved Okara	70.000	0.000	26.250	0.000	26.250	21.875	21.875	0.000
3604	Rehabilitation / Construction of road from Basirpur to Head Sulemanki (Flag Parade Ground) at Pakistan India Border District Okara. Un-Approved Okara	40.000	0.000	18.750	0.000	18.750	10.625	10.625	0.000

ROADS

(Million Rs.)

GS No	Scheme Information Approval Date / Location	Est. Cost	Accum. Exp June,16	Provision for 2016-17			MTDF Projections		Throw fwd Beyond June, 2019
				Cap	Rev	G. Total (Cap+Rev)	2017-18	2018-19	
1	2	3	4	5	6	7	8	9	10
3605	Rehabilitation of Road from Sabzi Mandi Haveli Lakha to Head Sulemanki road (guddar Ki pUlli) via Takhara Mahtay Ke, nama Jindey Ki, Akbar Ki, Mehlu sheikhu Ka, Sharin Rohella, Bhidal Othar, Tehsil Depalpur District Okara, Length: 28.00 Km Un-Approved Okara	138.727	0.000	25.000	0.000	25.000	56.864	56.864	0.000
3606	Rehabilitation of Road from Basirpur (Grid Statin) to Sohag Canal (Ranger Post) via Kalasan Hameed Nehal Muhar, Tahu Ke Muhar, Qasim Kr Muhar i/c Link to Pana Muhar, Tehsil Depalpur District Okara, Length: 17.00 KM Un-Approved Okara	82.041	0.000	15.000	0.000	15.000	33.521	33.521	0.000
3607	W/I of Road from Gogera to Jandraka (L=17.1 KM) District Okara (Completion of remaining portion L=4.15 KM) Un-Approved Okara	53.240	0.000	18.750	0.000	18.750	17.245	17.245	0.000
3608	W/I of road from Shergharh Hujra Road to Abdullah Sugar Mills via 22/D, Bungi Sodhi, Sher Nagar & Bhutta Mohabat Length =10.00 Kms Un-Approved Okara	110.000	0.000	25.000	0.000	25.000	42.500	42.500	0.000
3609	Construction and Improvement of road from Pull Khair Shah Outab Shahana road to Sahiwal Faisalabad road Length: 2.00 KM District Sahiwal Un-Approved Sahiwal	19.779	0.000	19.779	0.000	19.779	0.000	0.000	0.000
3610	Construction of Bridge at Sem Nallah on Sahiwal - Muhammad Pur - Nama Samor - Arra Tullah road in KM No. 6.40 District Sahiwal Un-Approved Sahiwal	22.470	0.000	22.470	0.000	22.470	0.000	0.000	0.000
3611	Construction of Metalled Road from Kotla Adeeb Shaheed to Chak No. 114/7-R via 113/7-R (GHS, GGHS) CCI. Length: 6.80 km Un-Approved Sahiwal	22.764	0.000	22.764	0.000	22.764	0.000	0.000	0.000
3612	Construction of Under Pass at Jhall Road Railway Crossing in Sahiwal City Un-Approved Sahiwal	200.000	0.000	150.000	0.000	150.000	50.000	0.000	0.000
3613	Construction of Underpass at crossing of Bypass Chichawatni and Okanwala Main Road Un-Approved Sahiwal	77.568	0.000	18.750	0.000	18.750	29.409	29.409	0.000
3614	Rehab. Of road from 48/15-L to Muttan Wala Chowk (GHS, BHU via 27/14-L) Length 1.10 km Un-Approved Sahiwal	6.020	0.000	6.020	0.000	6.020	0.000	0.000	0.000
3615	Rehab. of road from Garbi More 47/12-L to 32/12-L via 45/12-L (GGHS. RHC) Length: 5.90 km Un-Approved Sahiwal	24.356	0.000	24.356	0.000	24.356	0.000	0.000	0.000
3616	Rehabilitation of roads in PP-221 Sahiwal City. Un-Approved Sahiwal	25.000	0.000	25.000	0.000	25.000	0.000	0.000	0.000
3617	Repair / Improvement of road Gamber Station to Adda Noor Shah, length: 17.50 KM Un-Approved Sahiwal	36.000	0.000	13.500	0.000	13.500	11.250	11.250	0.000

ROADS

(Million Rs.)

GS No	Scheme Information Approval Date / Location	Est. Cost	Accum. Exp June,16	Provision for 2016-17			MTDF Projections		Throw fwd Beyond June, 2019
				Cap	Rev	G. Total (Cap+Rev)	2017-18	2018-19	
1	2	3	4	5	6	7	8	9	10
3618	W/I of Metalled Road Sher Shah Suri Road Kakhan Wala Sheikh Tayyab Pull 121/7ER Un-Approved Sahiwal	211.303	0.000	70.000	0.000	70.000	70.652	70.652	0.000
3619	W/I of road from Admeer Chowk Chak No. 67/4-R uptill Chowk Khan Kamal Mian Gamber road via Chak no. 66/4-R Bhonana & Khan Kamal, length = 7.50 KM Un-Approved Sahiwal	97.000	0.000	35.000	0.000	35.000	31.000	31.000	0.000
3620	Construction of Arifwala Bypass, District Pakpattan Length: 10 km Un-Approved Pakpattan	479.503	0.000	50.000	0.000	50.000	214.752	214.752	0.000
3621	Widening & Improvement of metalled road from Bye Pass Pakpattan Pir Ghani road to City Pakpattan. Length =3.40-KM. Un-Approved Pakpattan	34.000	0.000	25.500	0.000	25.500	4.250	4.250	0.000
3622	Widening & Improvement of metalled road from Qaboola Bye Pass to Hassan Arian via Chak No.105/EB Length =5.00-KM. Un-Approved Pakpattan	50.000	0.000	18.750	0.000	18.750	15.625	15.625	0.000
3623	Constructicon of Paver/Roads etc in UC 1, 2,3 under PP-194 Multan Un-Approved Multan	25.000	0.000	25.000	0.000	25.000	0.000	0.000	0.000
3624	Constructicon of Paver/Roads etc in UC 4,5,6,7 under PP-194 Multan Un-Approved Multan	30.000	0.000	22.500	0.000	22.500	3.750	3.750	0.000
3625	Constructin of Metalled Road from Haddan Wala to Shah Wala Bangla. Un-Approved Multan	1.413	0.000	1.413	0.000	1.413	0.000	0.000	0.000
3626	Construction and Widening of road Noon Chowk to Samijaabad Pully, New Multan (approximately 3.00 KM). Un-Approved Multan	30.000	0.000	15.000	0.000	15.000	7.500	7.500	0.000
3627	Construction of 2 F Metalled Road (68) Pull to Taji Wala Chak 67M Length=3 KM Un-Approved Multan	18.000	0.000	18.000	0.000	18.000	0.000	0.000	0.000
3628	Construction of 2 F Metalled Road from Shujat Pur Road to Basti Obara Mouza Obara Length=4 KM Un-Approved Multan	24.000	0.000	24.000	0.000	24.000	0.000	0.000	0.000
3629	Construction of Metalled Road from Alam Wala to Nai Basti. Un-Approved Multan	7.999	0.000	7.999	0.000	7.999	0.000	0.000	0.000
3630	Construction of Metalled Road from Bhaini Dabban Wali to Chak Masjid 13-Faiz. Un-Approved Multan	7.282	0.000	7.282	0.000	7.282	0.000	0.000	0.000
3631	Construction of Metalled Road from Chah Muhammad Wala to Chah Ramoo Wala via Thutha Upper Wala. Un-Approved Multan	23.932	0.000	23.932	0.000	23.932	0.000	0.000	0.000
3632	Construction of Metalled Road from Chaudhary Wala to Sadiq Wala. Un-Approved Multan	5.338	0.000	5.338	0.000	5.338	0.000	0.000	0.000

ROADS

(Million Rs.)

GS No	Scheme Information Approval Date / Location	Est. Cost	Accum. Exp June,16	Provision for 2016-17			MTDF Projections		Throw fwd Beyond June, 2019
				Cap	Rev	G. Total (Cap+Rev)	2017-18	2018-19	
1	2	3	4	5	6	7	8	9	10
3633	Construction of metalled road from dera azhar khan to shah mousa primary school. Un-Approved Multan	6.730	0.000	6.730	0.000	6.730	0.000	0.000	0.000
3634	Construction of metalled road from Rawal wala to Matotli Minor via Partap Wala, Richla Wala & Assey Wala(L=6 Km) Un-Approved Multan	72.000	0.000	72.000	0.000	72.000	0.000	0.000	0.000
3635	Construction of metalled road from nawan shehar road to bangla pull. Un-Approved Multan	5.471	0.000	5.471	0.000	5.471	0.000	0.000	0.000
3636	Construction of Metalled Road from Sakhi Tajan to kotali more via kho dr. aslam Un-Approved Multan	8.123	0.000	8.123	0.000	8.123	0.000	0.000	0.000
3637	Improvement of Road from 18 / Kassi Vehari Road to Tatypur Road Pull Ram Kali = 12.00 KM. Un-Approved Multan	30.000	0.000	11.250	0.000	11.250	9.375	9.375	0.000
3638	Improvement of Road from Hasmi Chowk to Khanpur Maral. 9.00 KM. Un-Approved Multan	30.000	0.000	11.250	0.000	11.250	9.375	9.375	0.000
3639	Improvement of roads/streets/soling in UC 52, 54, 56 in NA 150 Multan Un-Approved Multan	30.000	0.000	22.500	0.000	22.500	3.750	3.750	0.000
3640	PCC Pavement tufftiles drain soling naalian etc in various UCs under PP 197 Multan Un-Approved Multan	50.000	0.000	37.500	0.000	37.500	6.250	6.250	0.000
3641	Repairing of Metalled Road 01 ½ K.M Bahawalpur to 2 Faiz. Un-Approved Multan	11.108	0.000	11.108	0.000	11.108	0.000	0.000	0.000
3642	Repairing of Metalled Road 01 ½ K.M Maty Wala Bridge to Chak Janubi to Bheeni Purwal. Un-Approved Multan	7.375	0.000	7.375	0.000	7.375	0.000	0.000	0.000
3643	Repairing of Metalled Road 01 K.M Bridge Dawasy around Canal. Un-Approved Multan	3.985	0.000	3.985	0.000	3.985	0.000	0.000	0.000
3644	Repairing of Metalled Road 01 K.M for Chadar Mor to Basti Chadhar. Un-Approved Multan	5.000	0.000	5.000	0.000	5.000	0.000	0.000	0.000
3645	Repairing of Metalled Road 02 K.M Qasba Chowk to Qasba Mural by way of Faiz Tarpur. Un-Approved Multan	9.000	0.000	9.000	0.000	9.000	0.000	0.000	0.000
3646	Tuff Tiles Mouz 12 Faiz basti malook UC Un-Approved Multan	3.769	0.000	3.769	0.000	3.769	0.000	0.000	0.000
3647	Tuff Tiles Mouz Laar UC Un-Approved Multan	2.533	0.000	2.533	0.000	2.533	0.000	0.000	0.000
3648	Tuff Tiles Mouz Mubarak Pur UC Islam Pur Un-Approved Multan	4.285	0.000	4.285	0.000	4.285	0.000	0.000	0.000

ROADS

(Million Rs.)

GS No	Scheme Information Approval Date / Location	Est. Cost	Accum. Exp June,16	Provision for 2016-17			MTDF Projections		Throw fwd Beyond June, 2019
				Cap	Rev	G. Total (Cap+Rev)	2017-18	2018-19	
1	2	3	4	5	6	7	8	9	10
3649	Tuff Tiles Qasba maral mouza UC Un-Approved Multan	3.769	0.000	3.769	0.000	3.769	0.000	0.000	0.000
3650	W/I of M/Road from Head Bosan to Pull Raan Along Shujababd Branch L:1.75 Un-Approved Multan	15.732	0.000	15.732	0.000	15.732	0.000	0.000	0.000
3651	W/I of road from Qasimpur Canal to Head Domri Wala to Industrial Estate (L: 8.0 KM) (Width: 70 Rft) Un-Approved Multan	300.000	0.000	69.000	0.000	69.000	115.500	115.500	0.000
3652	Construction of Metal Road Jattan Wala to House Asghar Shaheen 0.6 Km. Un-Approved Lodhran	4.648	0.000	4.648	0.000	4.648	0.000	0.000	0.000
3653	Construction of Metal Road Lodhran road to 5 marla Scheme Dhanote 1.2 KM. Un-Approved Lodhran	6.985	0.000	6.985	0.000	6.985	0.000	0.000	0.000
3654	Construction of New Road Basti Sikandar Wala to via Basti Lasoori wala, Basti Dhori Wala to Mandha Pi Chamb Road 3 1/2 Kilometer Un-Approved Lodhran	18.932	0.000	18.932	0.000	18.932	0.000	0.000	0.000
3655	Construction of New Road Chak-99/M to Basti Horiwan to Jalalpur Distributor Canal 1 ½ Kilometer. Un-Approved Lodhran	7.604	0.000	7.604	0.000	7.604	0.000	0.000	0.000
3656	Construction of New Road Fundbhali Safal Wala Road to Basti Ghulama wali to Basti Sadar Wala Mouza Mandhali 3 ½ Kilometer. Un-Approved Lodhran	18.749	0.000	18.749	0.000	18.749	0.000	0.000	0.000
3657	Completion and widening of Jalah Road from Pul Gharag to Khichi More (Length = 4.5 KM). Un-Approved Khanewal	28.000	0.000	21.000	0.000	21.000	3.500	3.500	0.000
3658	Construction of 12 feet road from link road pull rajbah to chak no. 80/10R Khanewal to Multan Road L:4.0 KM Un-Approved Khanewal	48.000	0.000	15.000	0.000	15.000	16.500	16.500	0.000
3659	Construction of Pile foundation Bridge 2Span 45 Each Over Sidhna Canal With Approaches near Thokar Anayetpur Kabirwala Un-Approved Khanewal	20.465	0.000	20.465	0.000	20.465	0.000	0.000	0.000
3660	Mauza Jarahi Road to Pull lohar wali (L=8 Km) Un-Approved Khanewal	160.000	0.000	80.000	0.000	80.000	40.000	40.000	0.000
3661	Manufacturing of 1100 RFT and Carriage Erection Maintenance, Dismantling and carriage back of 1100 RFT SINGLE/SINGLE Boat Bridge Equipment At Pattan Chowki Mohan The Kabirwala Un-Approved Khanewal	181.246	0.000	135.000	0.000	135.000	23.123	23.123	0.000
3662	Metalled road from budharian wala nandpur road to sarai sidhu road via munna wala (remaining portion) Kabirwala L:0.7 KM Un-Approved Khanewal	4.031	0.000	4.031	0.000	4.031	0.000	0.000	0.000

ROADS

(Million Rs.)

GS No	Scheme Information Approval Date / Location	Est. Cost	Accum. Exp June,16	Provision for 2016-17			MTDF Projections		Throw fwd Beyond June, 2019
				Cap	Rev	G. Total (Cap+Rev)	2017-18	2018-19	
1	2	3	4	5	6	7	8	9	10
3663	Metalled road kora isra to basti bunglow jasso kanvein road (remainig road) kabirwala L 2.6KM Un-Approved Khanewal	15.414	0.000	15.414	0.000	15.414	0.000	0.000	0.000
3664	W/I of Road from pull ghairat to pull lohar via chak no. 15/8-BR L:8.5KM Un-Approved Khanewal	87.125	0.000	37.500	0.000	37.500	24.813	24.813	0.000
3665	Construction of "Shahbaz Sharif Ring Road" On Both Sides of Canal Alongwith Street Lights ETC. Starting From Muhammad Nagar to ludan Road in Burewala City District Vehari. (Phase - I) Un-Approved Vehari	380.000	0.000	40.000	0.000	40.000	170.000	170.000	0.000
3666	Construction of Gagoo Bypass - M/R Multan Dehli Road to Road Shah Junaid along Minor to Both Sides Un-Approved Vehari	35.800	0.000	11.250	0.000	11.250	12.275	12.275	0.000
3667	Construction of M/R from Chak no.181/EB to Chak No.365/EB Length: 4.20 km. Un-Approved Vehari	23.991	0.000	23.991	0.000	23.991	0.000	0.000	0.000
3668	Widening and Rehabilitation of M/R from Basti Chohan road to Tibba Luden road (Adda Mochi Purah) via Basti Mamoor Baseer, Basti Waseerain, Bangla Rasoolpur, Hassan Shah I/C Link Basti Jail Wala in District Vehari (L=14.50 km) Un-Approved Vehari	145.000	0.000	145.000	0.000	145.000	0.000	0.000	0.000
3669	Model Village Chak No. 405/EB Construction / Improvement of Metal Road Chak 405/EB Un-Approved Vehari	19.611	0.000	19.611	0.000	19.611	0.000	0.000	0.000
3670	Provision of Tuff Pavement in Gaggo Mandi / Dharian / Chak No.187/EB Tehsil Burewala District Vehari. Un-Approved Vehari	50.305	0.000	18.750	0.000	18.750	15.778	15.778	0.000
3671	Rehabilitation of Road from Baba Farid Chowk to Chungi No. 5 via Chak No. 497/EB, Chak 503/EB, Chak no. 499/EB, Chak No. 499/EB, Chak No. 501/EB, Chak No. 503/EB Burewala Un-Approved Vehari	74.858	0.000	30.000	0.000	30.000	22.429	22.429	0.000
3672	Repair / Rehabilitation of Road Allama Iqbal Town. Un-Approved Vehari	9.500	0.000	9.500	0.000	9.500	0.000	0.000	0.000
3673	Repair / Rehabilitation of Road Anwar Abad lala Zar Colony. Un-Approved Vehari	8.000	0.000	8.000	0.000	8.000	0.000	0.000	0.000
3674	Repair / Rehabilitation of Road Bhutta Shadi Khan Colony. Un-Approved Vehari	10.000	0.000	10.000	0.000	10.000	0.000	0.000	0.000
3675	Repair / Rehabilitation of Road College Town. Un-Approved Vehari	12.000	0.000	12.000	0.000	12.000	0.000	0.000	0.000
3676	Repair / Rehabilitation of Road Muslim Town. Un-Approved Vehari	18.000	0.000	18.000	0.000	18.000	0.000	0.000	0.000

ROADS

(Million Rs.)

GS No	Scheme Information Approval Date / Location	Est. Cost	Accum. Exp June,16	Provision for 2016-17			MTDF Projections		Throw fwd Beyond June, 2019
				Cap	Rev	G. Total (Cap+Rev)	2017-18	2018-19	
1	2	3	4	5	6	7	8	9	10
3677	Repair / Rehabilitation of Road Taimoor City Colony. Un-Approved Vehari	18.000	0.000	18.000	0.000	18.000	0.000	0.000	0.000
3678	Construction of Road Frome Ludden Cort Muhammad Hussain via Turn Mobilink Tower Basti M.Hussain Khan Dauallana Muaza toddar to Dad kamera lengh(L=5 km) Un-Approved Vehari	145.000	0.000	40.000	0.000	40.000	52.500	52.500	0.000
3679	Construction of Metalled Road from Azam Chowk to Nawan Shumali Via Budan Wala Mouza jalbani (L=1 km) Un-Approved Dera Ghazi Khan	5.500	0.000	5.500	0.000	5.500	0.000	0.000	0.000
3680	Construction of Metalled Road from Barbar Miner to Basti Mustafa Jagiani Esa Deveani Mouza Chak Bakhar (L=1.5 km) Un-Approved Dera Ghazi Khan	9.000	0.000	9.000	0.000	9.000	0.000	0.000	0.000
3681	Construction of Metalled Road from Frid Abad School to Railway Line UC Shadan Lund, District D.G. Khan Un-Approved Dera Ghazi Khan	8.500	0.000	8.500	0.000	8.500	0.000	0.000	0.000
3682	Construction of Metalled Road from Indus Highway Qasba Kala to D.G. Canal via Jamaly Wala, Hafiz Wala UC Basti Ranjha 5000 ft, District D.G. Khan Un-Approved Dera Ghazi Khan	6.500	0.000	6.500	0.000	6.500	0.000	0.000	0.000
3683	Construction of Metalled Road from Indus Highway to Basti Bulkani, Chah Mitho Walla UC Kala 4000 ft, District D.G. Khan Un-Approved Dera Ghazi Khan	8.500	0.000	8.500	0.000	8.500	0.000	0.000	0.000
3684	Construction of Metalled Road from Kowater Imam Bakhish Malghani (L=1 km) Un-Approved Dera Ghazi Khan	5.500	0.000	5.500	0.000	5.500	0.000	0.000	0.000
3685	Construction of Metalled Road from Shoria to basti Yaseen Lund Mouza Khanpur Janobi (L=1.5 km) Un-Approved Dera Ghazi Khan	10.500	0.000	10.500	0.000	10.500	0.000	0.000	0.000
3686	Construction of Metalled Road from Vehova to Binda (L=12), District D.G. Khan Un-Approved Dera Ghazi Khan	84.000	0.000	18.750	0.000	18.750	32.625	32.625	0.000
3687	Construction of Metalled Road Sahiban Minor from Kandy Wala to Thari Wala (L=1km) Un-Approved Dera Ghazi Khan	5.500	0.000	5.500	0.000	5.500	0.000	0.000	0.000
3688	Rehabilitation of Metalled Road from Kott Chuta Road to Basti Kappar Shah Un-Approved Dera Ghazi Khan	5.000	0.000	5.000	0.000	5.000	0.000	0.000	0.000
3689	Rehabilitation of Metalled Road from Mamori Kot Chuta Road to Basti Lashari (L=1/2 km) Un-Approved Dera Ghazi Khan	1.500	0.000	1.500	0.000	1.500	0.000	0.000	0.000
3690	Rehabilitation of Metalled Road from Manka to Mamori (L=2km) Un-Approved Dera Ghazi Khan	6.000	0.000	6.000	0.000	6.000	0.000	0.000	0.000

ROADS

(Million Rs.)

GS No	Scheme Information Approval Date / Location	Est. Cost	Accum. Exp June,16	Provision for 2016-17			MTDF Projections		Throw fwd Beyond June, 2019
				Cap	Rev	G. Total (Cap+Rev)	2017-18	2018-19	
1	2	3	4	5	6	7	8	9	10
3691	Construction of Metalled Road from Thull Janan to Mud Rindan, UC-Thull Ali Muhammad, Tibbi Lundan, (L=14.00 KM), District Rajanpur Un-Approved Rajanpur	150.000	0.000	20.000	0.000	20.000	65.000	65.000	0.000
3692	Construction of Streets of Kot Mithan City Badly Affected by Flood of 2010 Un-Approved Rajanpur	25.000	0.000	25.000	0.000	25.000	0.000	0.000	0.000
3693	Rehabilitation / Widening / Improvement of Metalled Road from Sheroo Adda to Nala Soon Road (L=5500 Rft (Phase-I to Phase-4) Un-Approved Rajanpur	80.000	0.000	22.500	0.000	22.500	28.750	28.750	0.000
3694	W/I of Dajal to Harrand Road, Tehsil Jampur, District Rajanpur. Un-Approved Rajanpur	70.000	0.000	22.500	0.000	22.500	23.750	23.750	0.000
3695	W/I of metalled road from Pul Qadra to Head Hamid Phase-III (L=1.6 km) Un-Approved Rajanpur	26.520	0.000	11.250	0.000	11.250	7.635	7.635	0.000
3696	Construction / Improvement of Roads of City Shehr Sultan (5.5 KM+500 Meters Repair) Un-Approved Muzaffargarh	27.500	0.000	11.250	0.000	11.250	8.125	8.125	0.000
3697	Construction / Improvement of Roads of Union Council Dhamar Wala (4.00 KM New) Un-Approved Muzaffargarh	20.000	0.000	20.000	0.000	20.000	0.000	0.000	0.000
3698	Construction / Improvement of Roads of Union Council of Binda Ishaq (3.5 KM Repair) Un-Approved Muzaffargarh	20.500	0.000	20.500	0.000	20.500	0.000	0.000	0.000
3699	Construction / Improvement of Roads of Union Council of Khalti (1.00 KM Repair + 3.00 KM New) Un-Approved Muzaffargarh	20.500	0.000	20.500	0.000	20.500	0.000	0.000	0.000
3700	Construction / Improvement of Roads of Union Council of Kotla Gamon (8.00 KM Repair + 0.75 New) Un-Approved Muzaffargarh	29.000	0.000	11.250	0.000	11.250	8.875	8.875	0.000
3701	Construction / Improvement of Roads of Union Council of Kotla Lal Shah (5.00 KM Repair) Un-Approved Muzaffargarh	29.500	0.000	9.000	0.000	9.000	10.250	10.250	0.000
3702	Construction / Improvement of Roads of Union Council of Rampur (7.00 KM Repair + 0.75 New) Un-Approved Muzaffargarh	26.750	0.000	11.250	0.000	11.250	7.750	7.750	0.000
3703	Construction / Improvement of Roads of Union Council of Shehr Sultan (1.00 KM Repair + 5.25 KM New) Un-Approved Muzaffargarh	29.250	0.000	9.000	0.000	9.000	10.125	10.125	0.000
3704	Construction / Rehabilitation of road from Daira Deen Panah Road Askar Petrol Pump to LMB Bund (L=5.00 km), District Muzaffargarh Un-Approved Muzaffargarh	33.000	0.000	11.250	0.000	11.250	10.875	10.875	0.000

ROADS

(Million Rs.)

GS No	Scheme Information Approval Date / Location	Est. Cost	Accum. Exp June,16	Provision for 2016-17			MTDF Projections		Throw fwd Beyond June, 2019
				Cap	Rev	G. Total (Cap+Rev)	2017-18	2018-19	
1	2	3	4	5	6	7	8	9	10
3705	Construction / Rehabilitation of road from Thana Mor Daira Deen Panah to LMB, BHU Kanju Wala (L=5.00 km), District Muzaffartarh Un-Approved Muzaffargarh	33.000	0.000	11.250	0.000	11.250	10.875	10.875	0.000
3706	Construction of Metalled Road from Godar Road to Ghuman wala Mochi Wala Darali Basti Kahil, Basti Sanjhraia via Khajar Wala UC Gul Qaim Mastoi Length 6.5Kms Un-Approved Muzaffargarh	52.000	0.000	22.500	0.000	22.500	14.750	14.750	0.000
3707	Rehabilitation / Construction of Metalled road from Manikpur Qureshi road more to shah jamal road via Parwala, Hassan Pur Kacha & Basti Habib (L=7 Km) Un-Approved Muzaffargarh	51.000	0.000	21.000	0.000	21.000	30.000	0.000	0.000
3708	Construction of Metalled Road from Nawan Road Bypass Basti Rozay Wala Mouza Din Pur Via Jalal Abad to Mubarak Pur Length 7KM Un-Approved Muzaffargarh	53.000	0.000	15.000	0.000	15.000	19.000	19.000	0.000
3709	Construction of Metalled Road from Qasba Bait Mulanwali to Qasba Marian via Pacca Naich Length 8.5KM Un-Approved Muzaffargarh	50.000	0.000	15.000	0.000	15.000	17.500	17.500	0.000
3710	Construction of Metalled Road from Qasba Sarki Road to Qasba Kundai and Qasba Arain Length 8.33Kms Un-Approved Muzaffargarh	50.000	0.000	15.000	0.000	15.000	17.500	17.500	0.000
3711	Construction of Metalled Road Basti Jhanbh Mouza Taliri (L= 1.5 km approx) Un-Approved Muzaffargarh	17.000	0.000	17.000	0.000	17.000	0.000	0.000	0.000
3712	Construction of metalled Road from Marriyan Road to Basti Boolwala, Mouza Marriyan Distirct Muzaffargarh Un-Approved Muzaffargarh	11.500	0.000	11.500	0.000	11.500	0.000	0.000	0.000
3713	Construction of Road from Chak No. 530/TP to Goormani Chowk, Chak No. 528, District Muzaffargarh Un-Approved Muzaffargarh	56.000	0.000	15.000	0.000	15.000	20.500	20.500	0.000
3714	Rehabilitation / Construction of Metalled Road from Double More to basti Ramzan Abad via Basti Mohana, Basti Lashari (L=10 Km) Un-Approved Muzaffargarh	52.000	0.000	22.000	0.000	22.000	30.000	0.000	0.000
3715	Rehabilitation / Construction of Metalled Road from Shah Jamal Basti jhabail Ahmad Mohana via Basti Lunda, Graveyard Shah jamal, Basti Gopang, Basti Ahmad Mohana agency, Basti Jhabeel (L=10 km) Un-Approved Muzaffargarh	52.000	0.000	22.000	0.000	22.000	30.000	0.000	0.000
3716	Construction of Road from Missan Kot to Khan Garh District Muzaffargarh Un-Approved Muzaffargarh	12.500	0.000	12.500	0.000	12.500	0.000	0.000	0.000
3717	Metalled Road from Sohni Chowk to Rampur Hospital (24 Feet) 07 KM Un-Approved Muzaffargarh	70.000	0.000	18.750	0.000	18.750	25.625	25.625	0.000

ROADS

(Million Rs.)

GS No	Scheme Information Approval Date / Location	Est. Cost	Accum. Exp June,16	Provision for 2016-17			MTDF Projections		Throw fwd Beyond June, 2019
				Cap	Rev	G. Total (Cap+Rev)	2017-18	2018-19	
1	2	3	4	5	6	7	8	9	10
3718	Rehabilitation of Metalled Road from Zila Council to Khushab Road via Sherwani Chowk, Chungi No.9, Purana Rangpur Road, Railway Phatak and Mouza Bhutta Pur (L=5km approx) Un-Approved Muzaffargarh	45.000	0.000	15.000	0.000	15.000	15.000	15.000	0.000
3719	Rehabilitation of Road from Khushab Road to Rangpur Road via Sheikh Laddhu Darbar (L= 6 km approx) Un-Approved Muzaffargarh	35.000	0.000	11.250	0.000	11.250	11.875	11.875	0.000
3720	Repairing of Road from Basira Road to Meerani Road District Muzaffargarh Un-Approved Muzaffargarh	10.000	0.000	10.000	0.000	10.000	0.000	0.000	0.000
3721	Repairing of Road from Seet Pur to Basti Azeem Shah District Muzaffargarh Un-Approved Muzaffargarh	6.000	0.000	6.000	0.000	6.000	0.000	0.000	0.000
3722	Construction of Metalled road from Chak No.157/TDA to Chak No. 425/TDA via Chak No. 169/TDA (L=18 km) District Layyah Un-Approved Layyah	100.000	0.000	25.000	0.000	25.000	37.500	37.500	0.000
3723	Construction of metalled road from Chak No.160-A/TDA to MM Road via Chak No.150, 151, 145, 140, 142 & 154-A, Tehsil Layyah (L=39KM) Un-Approved Layyah	241.000	0.000	25.000	0.000	25.000	108.000	108.000	0.000
3724	W/I of Road from Heera Adda to Ghalloo Mor via Ladhana and Pir Jaggi Sharif, Tehsil Layyah (L=37 KM) Un-Approved Layyah	430.000	0.000	25.000	0.000	25.000	202.500	202.500	0.000
3725	Construction of Metteled Road from Warian Purna to Nawarian (Remaining Portion) L=2Km Un-Approved Layyah	50.000	0.000	20.000	0.000	20.000	0.000	0.000	0.000
3726	Construction of m/road Basti Sanwar Pirzada to Bridge Khawaja Bakhsh via Jhandani Basti Mana, Khairpur Tamewali (7.00-km) Un-Approved Bahawalpur	40.000	0.000	30.000	0.000	30.000	5.000	5.000	0.000
3727	Construction of m/road from Chak Islamabad to Basti Gogera, Khairpur Tamewali (7.00-km) Un-Approved Bahawalpur	50.000	0.000	15.000	0.000	15.000	17.500	17.500	0.000
3728	Construction of m/road from Darbar Sodan Wali to Basti Dino Wali, Khairpur Tamewali (7.00-km) Un-Approved Bahawalpur	50.000	0.000	15.000	0.000	15.000	17.500	17.500	0.000
3729	Construction of Mealled Road from Tibba Panoo Wala to Basti Panoo Wala Bahawalpur (L=1500 RFT) Un-Approved Bahawalpur	2.500	0.000	2.500	0.000	2.500	0.000	0.000	0.000
3730	Construction of metal road from chak No. 29/BC to Hospital Chak No. 29/BC L:1KM Un-Approved Bahawalpur	14.430	0.000	14.430	0.000	14.430	0.000	0.000	0.000
3731	Construction of metalled road from Ismailpur to Malik Anwar Chughtai. (included in KPRRP) Un-Approved Bahawalpur	21.714	0.000	21.714	0.000	21.714	0.000	0.000	0.000

ROADS

(Million Rs.)

GS No	Scheme Information Approval Date / Location	Est. Cost	Accum. Exp June,16	Provision for 2016-17			MTDF Projections		Throw fwd Beyond June, 2019
				Cap	Rev	G. Total (Cap+Rev)	2017-18	2018-19	
1	2	3	4	5	6	7	8	9	10
3732	Construction of Metalled Road from Sadar Sher to Moosa Colony Bahawalpur (L=1.00 KM) Un-Approved Bahawalpur	6.900	0.000	6.900	0.000	6.900	0.000	0.000	0.000
3733	Construction of seweline, tuff tile Basti Goth Lashkar, Basti Sahib Yar Khan Abbasi late, Mouza Qadir Baksh Channer. Un-Approved Bahawalpur	5.000	0.000	5.000	0.000	5.000	0.000	0.000	0.000
3734	Construction of tuff tile, metalled road Goth Ghani, Goth Bajjan, Quaid e Azam Colony, Jamal pura. Un-Approved Bahawalpur	25.000	0.000	25.000	0.000	25.000	0.000	0.000	0.000
3735	Construction of Soling & Brick Pavement Chak No.7/BC & basti Muhammad Khan BWP. Un-Approved Bahawalpur	2.000	0.000	2.000	0.000	2.000	0.000	0.000	0.000
3736	Cosntruction of Metalled Road From BWP-HSP Road to Basti Arain & Syed Block Officer Wali Ghallii Bilal Nagar Bahawalpur (L=1800 RFT) Un-Approved Bahawalpur	3.000	0.000	3.000	0.000	3.000	0.000	0.000	0.000
3737	Metalled Road from Basti Gazzara via Ch. Abdul Rehman Arain, Basti Ghazi Channer Mouza Qadirpur to Mouza Jindo Chantar Un-Approved Bahawalpur	27.324	0.000	11.250	0.000	11.250	8.037	8.037	0.000
3738	Metalled Road from N-5 to Khoiyaan Road to Mehrab Wala Road Un-Approved Bahawalpur	38.920	0.000	15.000	0.000	15.000	11.960	11.960	0.000
3739	Metalled Road PeepalWala Darra to Bhatta Majeed Khan Railway Line Un-Approved Bahawalpur	21.427	0.000	21.427	0.000	21.427	0.000	0.000	0.000
3740	Providing & laying Tuff Tiles Street No.3 (Church Wali) Bhatta No.2 Bahawalpur. Un-Approved Bahawalpur	2.300	0.000	2.300	0.000	2.300	0.000	0.000	0.000
3741	Provision of tufftiles Mohalla Islampurs Un-Approved Bahawalpur	3.653	0.000	3.653	0.000	3.653	0.000	0.000	0.000
3742	Provision of tufftiles Sheesha Wali Gali Mohalla Qadirpura Mohalla Ansar Mohalla Sheikh Saadi Mohalla Chaudhran Ahmad Nagar and Dr Sultan Wali Gali Un-Approved Bahawalpur	3.000	0.000	3.000	0.000	3.000	0.000	0.000	0.000
3743	Rehab of Metal Road from Old Chungi to Saraiki Chowk Via HBL Chowk bahawalpur Un-Approved Bahawalpur	3.002	0.000	3.002	0.000	3.002	0.000	0.000	0.000
3744	Rural PCC Street Pavement / Drains Abbas Nagar BWP Un-Approved Bahawalpur	20.000	0.000	20.000	0.000	20.000	0.000	0.000	0.000
3745	W/I Improvement of Road from Musafir Khana to Noshehra Jadeed Tehsil & Distt Bahawalpur L:17 KM Un-Approved Bahawalpur	264.383	0.000	35.000	0.000	35.000	114.692	114.692	0.000

ROADS

(Million Rs.)

GS No	Scheme Information Approval Date / Location	Est. Cost	Accum. Exp June,16	Provision for 2016-17			MTDF Projections		Throw fwd Beyond June, 2019
				Cap	Rev	G. Total (Cap+Rev)	2017-18	2018-19	
1	2	3	4	5	6	7	8	9	10
3746	Widening / Improvement of metalled road from N-5 Musafir Khana to Kot Dadu Ghallu via pull Narangha & Kalanch Wala. Un-Approved Bahawalpur	260.163	0.000	35.000	0.000	35.000	112.582	112.582	0.000
3747	Widening / Improvement of road from Channi Goth to Tahir Wali Tehsil Ahmadpur East. Un-Approved Bahawalpur	98.000	0.000	37.500	0.000	37.500	30.250	30.250	0.000
3748	Construction of approaches to Bridge over Sadiqia Canal at Burji No. 89-90 near Mouza Tabqara, Ratti Ram etc. Un-Approved Bahawalnagar	9.893	0.000	9.893	0.000	9.893	0.000	0.000	0.000
3749	Construction of approaches to Bridge over Sadiqia Canal, Purani Ghor Pulli Lundi, Dhab Wazirka, Toba Balochan. Un-Approved Bahawalnagar	9.857	0.000	9.857	0.000	9.857	0.000	0.000	0.000
3750	Construction of metalled road from Laar Kahn Singh to Bamba Balochaan, Giriya abad to Musla Allah Yar, haddi Walla Bridge to Basti haddi wala length 7.85 Km Un-Approved Bahawalnagar	26.000	0.000	19.500	0.000	19.500	3.250	3.250	0.000
3751	Construction of new metalled road from Raju Wala to Thothian wali via Bhawan Shah, Beri Pattan, Tehsil & District Bahawalnagar. Un-Approved Bahawalnagar	51.219	0.000	38.414	0.000	38.414	6.402	6.402	0.000
3752	Construction of Road Choppalia to Henowali, Madhani wala to Sobey wala, BWN-SMK road to Qaimpur Jhangi Length 8.00 Km Un-Approved Bahawalnagar	38.000	0.000	28.500	0.000	28.500	4.750	4.750	0.000
3753	Provision of tuff tiles in Urban Area, PP-281, Chishtian. Un-Approved Bahawalnagar	40.000	0.000	15.000	0.000	15.000	12.500	12.500	0.000
3754	Widening & Improvement of metalled road from Pull Purani Chishtian to Mangheran Sharif. Un-Approved Bahawalnagar	50.000	0.000	22.500	0.000	22.500	13.750	13.750	0.000
3755	Chowk Serani to Rasheedabad Basti Veha Lar Alongwith Allahabad Minor, Tehsil Liaqatpur L 2.5 KM Un-Approved Rahim Yar Khan	17.500	0.000	17.500	0.000	17.500	0.000	0.000	0.000
3756	Construction of metalled road from Sadiqbad to Tillo road (Police Chowki) via chak no. 262, 264, 219 and 263, Rahim Yar Khan. Un-Approved Rahim Yar Khan	53.955	0.000	15.000	0.000	15.000	19.478	19.478	0.000
3757	Construction of metalled road Hussain Abad Basti Khan Muhammad Chachar to Basti Annayat Hussain shah Mouza Mian Wali Sheikha. Length: 2 Km Un-Approved Rahim Yar Khan	14.000	0.000	14.000	0.000	14.000	0.000	0.000	0.000
3758	Construction of new road repair /rehabilitation from Nawan Kot road to zahir peer road via sheri minor Khanpur Un-Approved Rahim Yar Khan	15.000	0.000	15.000	0.000	15.000	0.000	0.000	0.000
3759	Construction of Road from Kot Sabzal to Chak No. 210 via Chak No. 206 Un-Approved Rahim Yar Khan	20.000	0.000	20.000	0.000	20.000	0.000	0.000	0.000

ROADS

(Million Rs.)

GS No	Scheme Information Approval Date / Location	Est. Cost	Accum. Exp June,16	Provision for 2016-17			MTDF Projections		Throw fwd Beyond June, 2019
				Cap	Rev	G. Total (Cap+Rev)	2017-18	2018-19	
1	2	3	4	5	6	7	8	9	10
3760	Construction of road link road to 188/P. Un-Approved Rahim Yar Khan	10.000	0.000	10.000	0.000	10.000	0.000	0.000	0.000
3761	Construction of roads Bhheel Nagar. Length 4500 Rft. Un-Approved Rahim Yar Khan	14.805	0.000	14.805	0.000	14.805	0.000	0.000	0.000
3762	Dual Carriageway from Allahabad (Old Tehsil Headquarter) to Liaqat Pur (Tehsil Headquarter). Un-Approved Rahim Yar Khan	975.715	0.000	30.000	0.000	30.000	472.858	472.858	0.000
3763	Improvement of roads Hussainabad. Un-Approved Rahim Yar Khan	4.730	0.000	4.730	0.000	4.730	0.000	0.000	0.000
3764	Improvement of roads Islamia Colony. Un-Approved Rahim Yar Khan	15.730	0.000	15.730	0.000	15.730	0.000	0.000	0.000
3765	Improvement of roads Mud Darabari. Un-Approved Rahim Yar Khan	17.900	0.000	17.900	0.000	17.900	0.000	0.000	0.000
3766	Missing Link Talbani road via Dera Allah Ditta Arain to Road, Pakka Laran. L: 1 KM Un-Approved Rahim Yar Khan	6.924	0.000	6.924	0.000	6.924	0.000	0.000	0.000
3767	Rehabilitation of road Khan Pur road kola Meran to Nawan kot road via chak no. 100/ NP. Length: 6.00 Km Un-Approved Rahim Yar Khan	21.000	0.000	21.000	0.000	21.000	0.000	0.000	0.000
3768	Rehabilitation of road Rukan Pur road to Basti Sahib Yar Khan Dodhi Mouza Dodhi Sangi. Length: 3.00 Km Un-Approved Rahim Yar Khan	12.000	0.000	12.000	0.000	12.000	0.000	0.000	0.000
3769	Road from Ameenabad Jin Pur Road to Basti Baglani via Rajim Naich Mouza Kotla Nawab L: 2KM Un-Approved Rahim Yar Khan	17.500	0.000	17.500	0.000	17.500	0.000	0.000	0.000
3770	Road Head Malkani via Basti Khalid Khan Mouza Galani L: 3 KM Un-Approved Rahim Yar Khan	22.500	0.000	22.500	0.000	22.500	0.000	0.000	0.000
3771	Construction of road Mohammadi Mor to Abadi Khokhran Mauza Ganja Tala Tehsil Lalian L=1.0 KM, District Chiniot. Un-Approved Chiniot	6.090	0.000	6.090	0.000	6.090	0.000	0.000	0.000
3772	Rehabilitation of Ahmed Nagar/ Phalia Sargodha road length 27.5 km, District Chiniot Un-Approved Chiniot	65.300	0.000	48.975	0.000	48.975	8.163	8.163	0.000
3773	Repair / Rehabilitation of Road from Ramzan Sugar Mill to Wag Road via Adlana L=13.95 KM, Tehsil Bhowana, District Chiniot Un-Approved Chiniot	25.016	0.000	25.016	0.000	25.016	0.000	0.000	0.000
3774	Upgradation of RR&MTI & BRS. Un-Approved Punjab	50.000	0.000	15.000	0.000	15.000	17.500	17.500	0.000

ROADS

(Million Rs.)

GS No	Scheme Information Approval Date / Location	Est. Cost	Accum. Exp June,16	Provision for 2016-17			MTDF Projections		Throw fwd Beyond June, 2019
				Cap	Rev	G. Total (Cap+Rev)	2017-18	2018-19	
1	2	3	4	5	6	7	8	9	10
3775	Iqbalnagar via chak 43 & 45 (15-L) to Dullu Bunglo (RH) to Pull Chokian Wala (L=13 km) Un-Approved Sahiwal , Khanewal	260.000	0.000	100.000	0.000	100.000	80.000	80.000	0.000
Sub-Total: Regular		47,647.462	0.000	11,984.270	10.733	11,995.003	18,232.151	16,877.643	0.000
KPRRP									
3776	Khadam-e-Punjab Rural Roads Programme (KPRRP) Rehabilitation & Widening of (Rural) Roads in Punjab (Phase-III & IV) Un-Approved Punjab	27,000.000	0.000	27,000.000	0.000	27,000.000	0.000	0.000	0.000
Sub-Total: KPRRP		27,000.000	0.000	27,000.000	0.000	27,000.000	0.000	0.000	0.000
Total: NEW SCHEMES		74,647.462	0.000	38,984.270	10.733	38,995.003	18,232.151	16,877.643	0.000
Total: ADP		293,694.711	122,461.750	78,989.267	10.733	79,000.000	48,949.093	42,982.641	0.000
Grand Total		293,694.711	122,461.750	78,989.267	10.733	79,000.000	48,949.093	42,982.641	0.000

IRRIGATION

Irrigation sector under province's medium term development framework covers the programs and projects relating to the irrigation, drainage, groundwater, flood management & mitigation, development of small dams, sub sectors.

SECTOR OVERVIEW

Irrigated agriculture is the major determinant of economic growth potential of the province as it accounts for 26 percent of the GDP and caters for over 40 percent of the province's work force. Over 90 percent of agricultural output in Punjab comes from farmlands irrigated by one of the largest contiguous irrigation systems in the world. The colossal irrigation conveyance network is serving 21 million acres (8.4 million hectare) cultivable command area with cropping intensities generally exceeding 120 percent. The vast irrigation system in the province, however, faces major irrigation and drainage challenges with serious economic, environmental and social implications. Hydraulic infrastructure has deteriorated and large deficits in (O&M) maintenance have led to sub-optimal service delivery levels characterized by low water conveyance efficiencies and inequitable water deliveries. Replacement cost for Punjab Irrigation infrastructure including barrages and conveyance network is estimated as Rs. 1600 billion whereas estimated cost for rehabilitation and deferred maintenance need is Rs. 170 billion. Consequently, development in the sector needs to enshrine rehabilitation, improvement and modernization of infrastructure coupled with holistic reforms aiming at integrity and sustainability of the system through improved management and service delivery levels.

ISSUES

Key issues of Punjab's irrigation sector are:-

- (i) Growing water shortages, which are further worsened in periods of drought.
- (ii) The irrigation and drainage infrastructure has deteriorated overtime due to a combination of age, chronic under-funding of maintenance and repair (M&R), and lack of appropriate asset management planning.

- (iii) Gaps in meeting financial sustainability of the system owing to low recovery of *abiana* and inefficient operational regimes.
- (iv) Non-transparent water entitlements and distribution.
- (v) Lack of participatory approach in operations, maintenance and management of irrigation services leading to inefficiencies, inequities and lack of ownership by users.
- (vi) Imprudent and inefficient utilization and management of groundwater.

VISION

Long term vision for Punjab Irrigation Sector is to provide adequate, equitable and reliable irrigation supplies to the cultivable lands of the Punjab aiming at enhanced agricultural productivity with focus on broad based institutional reforms.

POLICY

The broad-based policy for irrigation sector is structured as under:

- equitable and transparent water entitlements and distribution,
- harvesting rain fall water and providing it to barani areas by constructing new small dams.
- reduce water logging and salinity by improving drainage system,
- reduce irrigation water conveyance losses by lining the distributories,
- efficient utilization and management of groundwater,
- appropriate asset maintenance and management,
- financial sustainability of the system owing to appropriate recovery of *abiana* and efficient operational regimes,
- enhance physical resilience by providing sustainable risk mitigation measures for better flood management,
- major thrust on completion of on-going schemes/programme, and
- shift from thin to adequate funding for flood management.

OBJECTIVES

- Provide adequate, equitable and reliable irrigation supplies to the cultivable lands,

- Appropriate budget allocation for up-gradation /extension of flood management structures,
- Construction of new dams (small to medium scale) to provide irrigation supplies for barani areas,
- Lining of irrigation channels to ensure irrigation supplies at tail reaches,
- Desilting /remodelling of drains to absorb flood peaks, and
- Upgradation and modernization of irrigation hydraulic structures to absorb flood peaks.

STRATEGIES FOR IRRIGATION SECTOR MTFD (2016-19)

Key strategies underpinning the sector's development outlay under province's MTFD (2016-17 to 2018-19) are to:-

- Implement structural measures for optimal utilization of surface water resources.
- Plan effective utilization of public investments for modernization of irrigation infrastructure
- Develop and practice holistic approaches to optimize surface and groundwater use efficiencies with the aim to maximize agricultural productivity of irrigated lands.
- Mitigate environmental degradation and groundwater mining
- Extend broad-based institutional reforms already initiated in the province to achieve improved service delivery targets.
- Extend and improve drainage, flood protection, hill torrent management and command area development interventions in reverine and rain-fed (barani) areas.

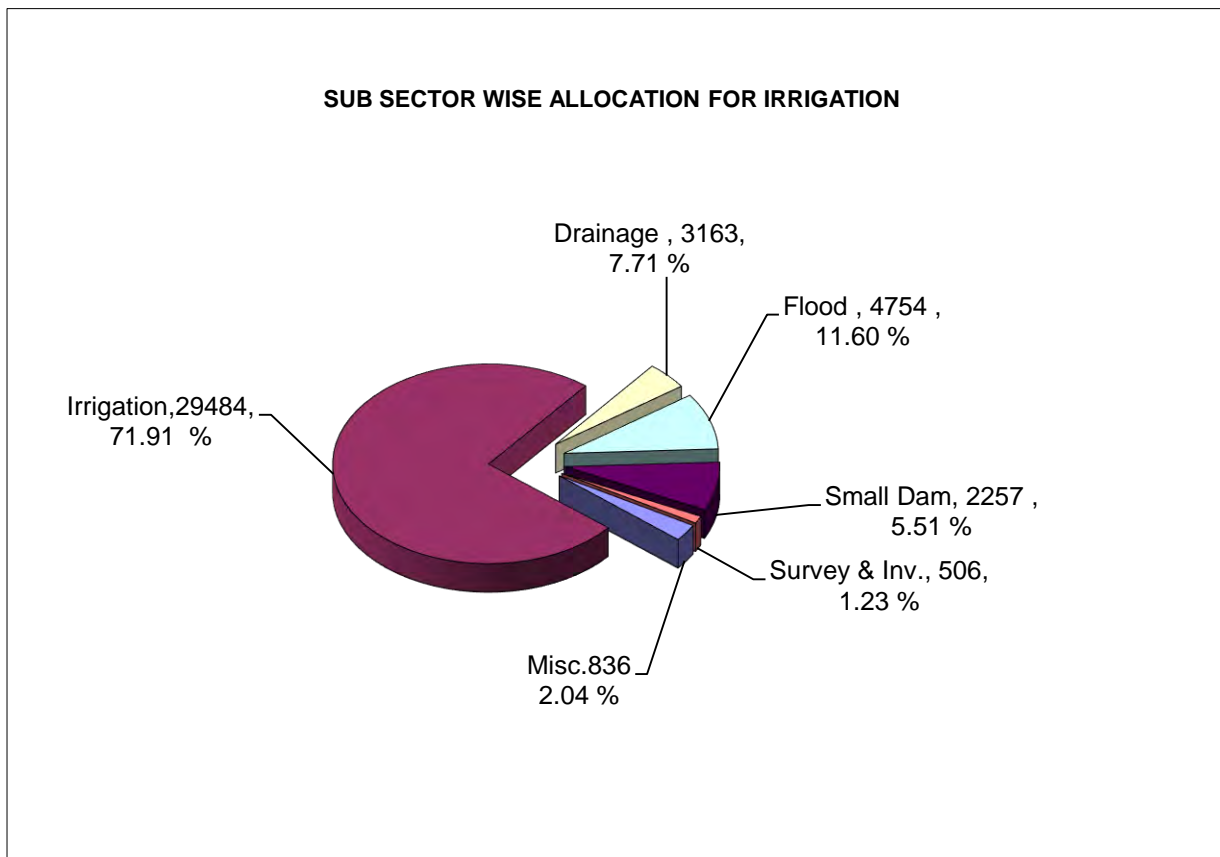
STRATEGIC INTERVENTIONS

- Disaster & Climate Resilience Improvement Project, costing Rs 10,240 million assisted by World Bank to address disasters needs against repeated floods across the province,
- Flood Emergency Reconstruction and Resilience Project, costing

Rs 6,266 million assisted by Asian Development Bank to address disasters needs against repeated floods across the province.

SALIENT FEATURES OF SECTOR'S MTFD (2016-19)

Irrigation sector's total outlay for the year 2016-17 is planned as Rs.41 billion including Rs.5.000 billion on Khadim e Punjab Kisaan Package. This allocation show 15.9 % increase from ADP 2015-16 and constitute about 7.5 % of the core ADP (2016-17) budget under the MTFD 2016-19. Project outlays for the sector in years 2016-17, 2017-18 and 2018-19 are Rs.41 billion, 44 billion and Rs.48 billion respectively. Out of the total 138 schemes are included in MTFD 2016-17, out of them 81 on-going and 57 new schemes have been targeted for execution during 2016-17 by allocating 79 % of outlay to the on-going and 21 % to new schemes.



MILESTONE ACHIEVED DURING FY 2015-16

Sub sector	Achievements/ Completed
Selective lining of irrigation channels in the province	300 kms
Rehabilitation and Remodelling of Irrigation channels In Punjab	200 Kms
Rehabilitation of drainage system in the province	150 kms
Channelization Nullah to address disasters needs against repeated floods Flood works	200 kms

New Initiatives in ADP 2016-17

- Construction of Dadhocha Dam, Costing of Rs.4,000 million
- Management of Flood Protection of Deg Nullah (Chanalization and enhancing capacity of Basantar Nullah), Costing Rs.4,200 million
- Construction of Flood Bund along River Indus from Rakh Bagh Wala to Bait Wagwar Kot Mithan District Rajanpur RD 0-275, Costing Rs.1,200 million
- Construction of Papin Dam (Land Acquisition and command Area Development Punjab Component) Costing Rs.1,220 million
- Rehabilitation of Eastern Sadqia canal for Restoring its Design capacity in reach RD 0-195, Costing Rs.1,155 million
- Channelization of Deg Nullah (Land acquisition, Punjab Component), Costing Rs.1,800 million

MTDF TARGETS FOR FINANCIAL YEAR 2016-17

Sectoral Initiatives	Targets (FY 2016-17)
Selective lining of irrigation channels	600 km
Lower Bari Doab Canal Improvement Project	Substantial Completion of works
Rehabilitation & Modernization of Jinnah Barrage	Substantial Completion of project
New Khanki Barrage Construction Project	Substantial Completion of civil / mechanical work

Remodelling of SMB Link Canal and Enhancing Capacity of Mailsi Syphon	Launching of preparatory activities for remodelling of structures/canal
Management of Hill Torrents in CRBC area stage III, Vidore. Sori Lund and Kaha in DG Khan Irrigation Zone	Substantial Completion of Civil work
Pakpattan Canal and Sulemanki Barrage Improvement Project.	60% Completion of Civil work
Rehabilitation and up-gradation of Trimmu Barrage, Punjnad Head works	50% Completion of Civil work
Jalapur Irrigation Project	Substantial Completion of Detail Engineering Design
Flood Emergency Reconstruction and Resilience Project (Irrigation Components)	50% Completion of Civil work
Disaster & Climate Resilience Improvement Project (DCRIP)	30% Completion of Civil work
Potohar Climate Smart Irrigated Agriculture Programme	Commencement of study
Management of Flood Protection of Deg Nullah (Chanalization and enhancing capacity of Basantar Nullah)	Substantial Completion of Land Acquisition & start of Civil work
Flood protection of Sialkot against Aik and Phalku Nullah	50% Completion of Civil work
Rehabilitation of Trimmu Sidnai Link Canal	Commencement of Civil works
Greater Thal Canal Project Phase-II (Chobara Branch)	Commencement of Civil works

TREND OF ALLOCATIONS

(Million Rs)

Year	Original Allocation	Revised Allocation
2010-11	11,005	9,735
2011-12	10,850	10,3091
2012-13	11,250	11,290
2013-14	22,401	23,000
2014-15	35,572	35,000
2015-16	35,370	35,367

MTDF 2016-19
Irrigation : Summary
Development Programme 2016-17

(Million Rs.)

Sub-Sector	Capital	Revenue	Total	F. Aid	Total
Ongoing Schemes					
Survey, Investigation & Research	246.000	30.000	276.000	0.000	276.000
Irrigation	4,483.000	0.000	4,483.000	0.000	4,483.000
Drainage	806.000	0.000	806.000	0.000	806.000
Flood Works.	3,191.000	0.000	3,191.000	0.000	3,191.000
Small Dams	1,907.000	0.000	1,907.000	0.000	1,907.000
Buildings	178.000	0.000	178.000	0.000	178.000
Misc. Works	517.000	0.000	517.000	0.000	517.000
Foreign Aided Project.	2,110.000	102.000	2,212.000	18,830.000	21,042.000
Total	13,438.000	132.000	13,570.000	18,830.000	32,400.000
New Schemes					
Survey, Investigation & Research.	230.000	0.000	230.000	0.000	230.000
Irrigation.	868.000	0.000	868.000	0.000	868.000
Drainage	367.583	0.000	367.583	0.000	367.583
Flood Works.	1,583.417	0.000	1,583.417	0.000	1,583.417
Small Dams	350.000	0.000	350.000	0.000	350.000
Buildings	130.000	0.000	130.000	0.000	130.000
Misc. Works	11.000	0.000	11.000	0.000	11.000
Foreign Aided Project.	5.000	0.000	5.000	55.000	60.000
Khadim e Punjab Kisaan Package	5,000.000	0.000	5,000.000	0.000	5,000.000
Total	8,545.000	0.000	8,545.000	55.000	8,600.000
Total (ongoing+new)	21,983.000	132.000	22,115.000	18,885.000	41,000.000

Development Programme 2017-18

Ongoing Schemes					
Survey, Investigation & Research.	280.000	25.000	305.000	0.000	305.000
Irrigation.	5,500.000	0.000	5,500.000	0.000	5,500.000
Drainage	890.000	0.000	890.000	0.000	890.000
Flood Works.	4,000.000	0.000	4,000.000	0.000	4,000.000
Small Dams	2,100.000	0.000	2,100.000	0.000	2,100.000
Buildings	250.000	0.000	250.000	0.000	250.000
Misc. Works	571.000	0.000	571.000	0.000	571.000
Foreign Aided Project.	2,200.000	150.000	2,350.000	19,000.000	21,350.000
Total	15,791.000	175.000	15,966.000	19,000.000	34,966.000
New Schemes					
Survey, Investigation & Research.	260.000	30.000	290.000	0.000	290.000
Irrigation.	800.000	0.000	800.000	0.000	800.000
Drainage	300.000	0.000	300.000	0.000	300.000
Flood Works.	1,900.000	0.000	1,900.000	0.000	1,900.000
Small Dams	400.000	0.000	400.000	0.000	400.000
Buildings	150.000	0.000	150.000	0.000	150.000
Misc. Works	20.000	0.000	20.000	0.000	20.000
Foreign Aided Project.	74.000	0.000	74.000	100.000	174.000
Khadim e Punjab Kisaan Package	5,000.000	0.000	5,000.000	0.000	5,000.000
Total	8,904.000	30.000	8,934.000	100.000	9,034.000
Total (ongoing+new)	24,695.000	205.000	24,900.000	19,100.000	44,000.000

Development Programme 2018-19

Ongoing Schemes					
Survey, Investigation & Research.	350.000	50.000	400.000	0.000	400.000
Irrigation.	6,500.000	0.000	6,500.000	0.000	6,500.000
Drainage	1,000.000	0.000	1,000.000	0.000	1,000.000
Flood Works.	4,500.000	0.000	4,500.000	0.000	4,500.000
Small Dams	3,000.000	0.000	3,000.000	0.000	3,000.000
Buildings	300.000	0.000	300.000	0.000	300.000
Misc. Works	100.000	0.000	100.000	0.000	100.000
Foreign Aided Project.	2,500.000	0.000	2,500.000	19,000.000	21,500.000
Total	18,250.000	50.000	18,300.000	19,000.000	37,300.000
New Schemes					
Survey, Investigation & Research.	500.000	50.000	550.000	0.000	550.000
Irrigation.	2,000.000	0.000	2,000.000	0.000	2,000.000
Drainage	700.000	0.000	700.000	0.000	700.000
Flood Works.	2,000.000	0.000	2,000.000	0.000	2,000.000
Small Dams	2,000.000	0.000	2,000.000	0.000	2,000.000
Buildings	400.000	0.000	400.000	0.000	400.000
Misc. Works	50.000	0.000	50.000	0.000	50.000
Foreign Aided Project.	1,000.000	0.000	1,000.000	2,000.000	3,000.000
Total	8,650.000	50.000	8,700.000	2,000.000	10,700.000
Total (ongoing+new)	26,900.000	100.000	27,000.000	21,000.000	48,000.000
MTDF 2016-19: Grand Total					133,000.000

IRRIGATION: SUMMARY

(Million Rs.)

Type / Sub Sector	No. of Schemes	Provision for 2016-17				Projection for 2017-18	Projection for 2018-19
		Capital	Revenue	Foreign Aid	G. Total (Cap+Rev)		
<u>ON-GOING SCHEMES</u>							
Survey Investigation & Research	8	246.000	30.000	0.000	276.000	283.000	308.067
Irrigation	20	4,483.000	0.000	0.000	4,483.000	9,002.800	6,302.000
Drainage	6	806.000	0.000	0.000	806.000	1,044.000	0.000
Flood Works	21	3,191.000	0.000	0.000	3,191.000	3,675.000	1,856.500
Small Dams	13	1,907.000	0.000	0.000	1,907.000	3,051.671	0.000
Buildings	2	178.000	0.000	0.000	178.000	142.000	0.000
Miscellaneous	2	517.000	0.000	0.000	517.000	693.000	100.000
Foreign Aided Projects	9	2,110.000	102.000	18,830.000	21,042.000	21,787.880	9,750.000
Total: ON-GOING SCHEMES	81	13,438.000	132.000	18,830.000	32,400.000	39,679.351	18,316.567
<u>NEW SCHEMES</u>							
Survey Investigation & Research	6	230.000	0.000	0.000	230.000	633.000	625.985
Irrigation	15	868.000	0.000	0.000	868.000	2,187.000	1,130.000
Drainage	5	367.583	0.000	0.000	367.583	409.000	315.000
Flood Works	22	1,583.417	0.000	0.000	1,583.417	7,332.583	4,251.000
Small Dams	4	350.000	0.000	0.000	350.000	4,050.000	2,820.000
Buildings	2	130.000	0.000	0.000	130.000	350.000	470.000
Miscellaneous	1	11.000	0.000	0.000	11.000	0.000	0.000
Foreign Aided Projects	1	0.000	5.000	55.000	60.000	100.000	100.000
Khadim e Punjab Kissan Package	1	5,000.000	0.000	0.000	5,000.000	0.000	0.000
Total: NEW SCHEMES	57	8,540.000	5.000	55.000	8,600.000	15,061.583	9,711.985
Total: ADP	138	21,978.000	137.000	18,885.000	41,000.000	54,740.934	28,028.552
Grand Total	138	21,978.000	137.000	18,885.000	41,000.000	54,740.934	28,028.552

IRRIGATION

(Million Rs.)

GS No	Scheme Information Approval Date / Location	Est. Cost	Accum. Exp June,16	Provision for 2016-17			MTDF Projections		Throw fwd Beyond June, 2019
				Cap	Rev	G. Total (Cap+Rev)	2017-18	2018-19	
1	2	3	4	5	6	7	8	9	10

ON-GOING SCHEMES

Survey Investigation & Research

3777	Feasibility Study of Haveli Main Line 08-12-2014 Jhang	28.872	18.872	10.000	0.000	10.000	0.000	0.000	0.000
3778	Feasibility Study of DG . Khan Canal 08-12-2014 Dera Ghazi Khan , Jampur	23.268	13.268	10.000	0.000	10.000	0.000	0.000	0.000
3779	Study for Groundwater management for developing integrated water use for Policy and Regulatory Framework 15-12-2014 Punjab	49.820	14.820	35.000	0.000	35.000	0.000	0.000	0.000
3780	Establishment of Strategic Planning / Reform Unit in Irrigation and Power Department 26-06-15 Punjab	250.000	112.569	0.000	30.000	30.000	50.000	57.730	0.000
3781	Recharge of Aquifer for Groundwater Management in Punjab. Approved Punjab	580.586	32.249	65.000	0.000	65.000	233.000	250.337	0.000
3782	Strengthening and Up gradation of Field Research Station at Babakwal and Research Laboratories of Irrigation Research Institute, Lahore and Numerical Modeling of Hydraulic Structures 18-12-2014 Lahore, Sheikhpura , Lahore, Ferozwala	203.696	157.696	46.000	0.000	46.000	0.000	0.000	0.000
3783	Feasibility Study of a Pilot Project for Inland Water Way Transport (IWT) in Punjab for the Pilot Reach Between Attock to Daudkhel & Daudkhel to Taunsa. 08-03-2015 Mianwali, Attock , Mianwali Attock	53.000	28.000	25.000	0.000	25.000	0.000	0.000	0.000
3784	Feasibility Study for Remodeling of Upper Jhelum Canal 11-04-2014 Jhelum,Khushab	91.678	36.678	55.000	0.000	55.000	0.000	0.000	0.000
Sub-Total: Survey Investigation & Research		1,280.920	414.152	246.000	30.000	276.000	283.000	308.067	0.000

Irrigation

3785	Lining of Mian Singh Minor 02-09-2015 Gujranwala	88.281	39.281	49.000	0.000	49.000	0.000	0.000	0.000
3786	Rehabilitation of Muridke Distributary System. 03-06-2015 Sheikhpura , Muridke	749.252	274.252	200.000	0.000	200.000	275.000	0.000	0.000
3787	Rehabilitation of BRBD Link Canal RD 178+000 to 260+000 08-08-2009 Sheikhpura , Ferozwala	418.000	295.000	27.000	0.000	27.000	96.000	0.000	0.000
3788	Construction of Mian Janda Minor, Chak 177/P to Kartar Pura, District Nankana Sahib 27-11-2015 Nankana Sahib , Shahkot	279.000	25.000	100.000	0.000	100.000	154.000	0.000	0.000

IRRIGATION

(Million Rs.)

GS No	Scheme Information Approval Date / Location	Est. Cost	Accum. Exp June,16	Provision for 2016-17			MTDF Projections		Throw fwd Beyond June, 2019
				Cap	Rev	G. Total (Cap+Rev)	2017-18	2018-19	
1	2	3	4	5	6	7	8	9	10
3789	Remodeling of 3 No. Aqueducts along B.S.Link Canal 18-12-2014 Kasur , Pattoki	432.405	224.405	108.000	0.000	108.000	100.000	0.000	0.000
3790	Lining of Sohag Disty RD 24000-72900 Tail 02-09-2015 Pakpattan	121.320	14.320	107.000	0.000	107.000	0.000	0.000	0.000
3791	Lining of Noor Pur Disty RD 0-107037 02-09-2015 Pakpattan	67.399	14.399	53.000	0.000	53.000	0.000	0.000	0.000
3792	Remodeling of SMB Link Canal and Enhancing Capacity of Mailsi Syphon 25-02-2015 Vehari , Mailsi	4,800.629	499.629	350.000	0.000	350.000	2,000.000	1,951.000	0.000
3793	Rehabilitation of Bahishty Disty with System 08-12-2014 Dera Ghazi Khan	335.613	204.613	131.000	0.000	131.000	0.000	0.000	0.000
3794	Lining of Noor Wah Distributory. 02-09-2015 Dera Ghazi Khan	54.650	39.650	15.000	0.000	15.000	0.000	0.000	0.000
3795	Lining of Lal Distributory. 02-09-2015 Dera Ghazi Khan	42.159	4.159	38.000	0.000	38.000	0.000	0.000	0.000
3796	Concrete Lining of Maggi Magassom Link RD.0-58500 18-12-2014 Muzaffargarh , Kot Addu	434.798	229.798	105.000	0.000	105.000	100.000	0.000	0.000
3797	Rehabilitation of Jatoi Branch RD 0+000 - 140+000 (Tail) 08-12-2014 Muzaffargarh	426.589	134.589	100.000	0.000	100.000	192.000	0.000	0.000
3798	Rehabilitation of Ahmadpur Branch System 08-12-2014 Bahawalpur , Ahmadpur Sharqia and Liaqat pur	1,762.158	359.158	150.000	0.000	150.000	600.000	653.000	0.000
3799	Rehabilitation of Ahmadpur Lamma disty System 18-12-2014 Rahim Yar Khan , Sadiqabad, Rahim Yar Khan	937.958	94.958	100.000	0.000	100.000	300.000	443.000	0.000
3800	Selective Lining of Irrigation Channels in Punjab Phase-III 20-06-2015 Punjab	3,500.000	1,308.000	1,000.000	0.000	1,000.000	1,192.000	0.000	0.000
3801	Rehabilitation/Lining of Sharqpur Disty & System. 18-12-2014 Sheikhpura, Nankana Sahib	853.399	399.399	150.000	0.000	150.000	304.000	0.000	0.000
3802	Greater Thal Canal Project Phase-II (Chobara Branch) 05-01-2016 Mianwali, Khushab, Bhakkar, Layyah	6,261.701	561.701	700.000	0.000	700.000	2,300.000	2,700.000	0.000
3803	Land Acquisition for jalapur Irrigation Project 05-01-2016 Jhelum , Khushab , Pind Daden Khan, Khushab	2,988.800	1,799.000	600.000	0.000	600.000	589.800	0.000	0.000
3804	Rehabilitation of Trimmu Sidhna Link Canal. 20-10-2015 Jhang, Toba Tek Singh	2,455.000	700.000	400.000	0.000	400.000	800.000	555.000	0.000
Sub-Total: Irrigation		27,009.111	7,221.311	4,483.000	0.000	4,483.000	9,002.800	6,302.000	0.000

IRRIGATION

(Million Rs.)

GS No	Scheme Information Approval Date / Location	Est. Cost	Accum. Exp June,16	Provision for 2016-17			MTDF Projections		Throw fwd Beyond June, 2019
				Cap	Rev	G. Total (Cap+Rev)	2017-18	2018-19	
1	2	3	4	5	6	7	8	9	10
Drainage									
3805	Construction of Side Drain (6Km) Along M.R.Link from RD 296+000 to 314+000 having Capacity of 3000 Cusecs. 21-05-2014 Narowal	296.148	207.148	89.000	0.000	89.000	0.000	0.000	0.000
3806	Enhancing Capacity of Charar Drain to Cater for Rain Water of Ring Road (Revised). 27-11-2014 Lahore	506.734	279.734	127.000	0.000	127.000	100.000	0.000	0.000
3807	Remodeling and Extension of Tayyab Drain 27-08-2014 Rajanpur	1,422.812	599.812	250.000	0.000	250.000	573.000	0.000	0.000
3808	Rehabilitation of Drainage System in District Bahawalnagar 08-12-2014 Bahawalnagar , Bahawalnagar, Chishtian, Haroonabad	599.176	190.176	150.000	0.000	150.000	259.000	0.000	0.000
3809	Providing Drainage System within Command Area of 3-R Abasia Canal. Approved Rahim Yar Khan , Liaquat pur	754.530	659.530	95.000	0.000	95.000	0.000	0.000	0.000
3810	Reclamation of Agriculture Land Effected due to Water Logging in Bahawalpur Zone. Approved Rahim Yar Khan, Bahawalpur, Bahawalnagar , Khanpur, Ahmad pur, Bahawalpur, Haroonabad	212.000	5.000	95.000	0.000	95.000	112.000	0.000	0.000
Sub-Total: Drainage		3,791.400	1,941.400	806.000	0.000	806.000	1,044.000	0.000	0.000
Flood Works									
3811	Construction of Flood Bund to Project Agricultural Land and Village abadi to Bhimber along left bank of Nullah Banuhan in district Jhelum 16-03-2016 Jhelum	71.682	24.682	47.000	0.000	47.000	0.000	0.000	0.000
3812	Protection of Abadies and Infrastructure from Devastation of Chachali Nullah Tehsil Isa Khel District Mianwali 07-10-2015 Mianwali , Isa Khel	303.835	26.835	137.000	0.000	137.000	140.000	0.000	0.000
3813	Channelization of Nullah Broach Tehsil Isa Khel District Mianwali 07-10-2015 Mianwali , Isa Khel	505.512	27.512	228.000	0.000	228.000	250.000	0.000	0.000
3814	Protection of Bhakhar Flood Bund from erosive action between RD 0+000 to 76+000 to save the Abadies, Agricultural land & other infrastructure of Bhakhar City 05-12-2014 Bhakkar	892.218	349.218	200.000	0.000	200.000	343.000	0.000	0.000
3815	Flood Protection Bund Basti Darbar Hazrat Sultan Bahoo 04-02-2016 Jhang , Ahmad pur Sial	215.884	136.884	79.000	0.000	79.000	0.000	0.000	0.000
3816	Providing River Training Works over river Ravi due to construction of Mal Fatyana Bridge. 07-10-2015 Toba Tek Singh	425.620	149.620	276.000	0.000	276.000	0.000	0.000	0.000
3817	Channelization of nallah Bhimber, Gujrat Approved Gujrat , Kharian , Gujrat	400.000	60.000	140.000	0.000	140.000	200.000	0.000	0.000

IRRIGATION

(Million Rs.)

GS No	Scheme Information Approval Date / Location	Est. Cost	Accum. Exp June,16	Provision for 2016-17			MTDF Projections		Throw fwd Beyond June, 2019
				Cap	Rev	G. Total (Cap+Rev)	2017-18	2018-19	
1	2	3	4	5	6	7	8	9	10
3818	Channelization of Aik Nullah and Improving Drainage System in Distt Sialkot 16-03-2015 Sialkot	727.460	565.460	162.000	0.000	162.000	0.000	0.000	0.000
3819	Flood protection of Sialkot against Aik, Bhed, and Palkhu nullah 10-06-2015 Sialkot	3,974.525	1,149.525	400.000	0.000	400.000	1,200.000	1,225.000	0.000
3820	Construction of Flood Protection Works along Rayya Flood Bund at RD 32+000 to Protect village Daud Khas district Narowal 15-09-2015 Narowal	397.480	349.480	48.000	0.000	48.000	0.000	0.000	0.000
3821	Construction of Flood protection works to protect BRBD Link Canal from RD 285+300 to 300+000/L against erosion of the River Ravi 05-12-2014 Lahore , Cantt.	404.411	243.411	65.000	0.000	65.000	96.000	0.000	0.000
3822	Enhancing Capacity of Nullah Bhed and Laila Drain in District Sheikhpura 26-05-2015 Sheikhpura , Murridke, Sheikhpura	696.122	439.122	105.000	0.000	105.000	152.000	0.000	0.000
3823	Construction of Mole head Spur for protection of Nawan Kot Village and Other Infrastructure. 15-09-2015 Sheikhpura	199.088	69.088	10.000	0.000	10.000	120.000	0.000	0.000
3824	Flood protection of Kamoki and adjoining areas 02-09-15 Sheikhpura , Kamoke	2,174.936	1,466.936	234.000	0.000	234.000	474.000	0.000	0.000
3825	Construction of Nutkani Flood Carrying Channel RD 0+000 - 21+000 in District Dera Ghazi Khan. 23-10-2014 Dera Ghazi Khan	652.367	459.367	193.000	0.000	193.000	0.000	0.000	0.000
3826	Construction of Spur at Basti Rindan 04-02-2016 Dera Ghazi Khan , Kot Chotta	790.130	444.130	146.000	0.000	146.000	200.000	0.000	0.000
3827	Management of Hill Torrent / Flood Protection of Rajanpur District 10-06-2015 Rajanpur	167.000	10.000	157.000	0.000	157.000	0.000	0.000	0.000
3828	Raising and strengthening of Sanawan Flood Bund RD 0+000 42+000 and Embankment along T.P.Link Canal RD 6+700 to 18+500 02-05-2014 Muzaffargarh , Kot Adu	259.000	145.000	114.000	0.000	114.000	0.000	0.000	0.000
3829	Construction of Flood Embankments and Protection Works along left and right Bank of River Indus for bridge near Miranpur Linkage N-5 at Arbi Tibba with Rahimyar Khan Islamabad Approved Rahim Yar Khan , Sadiqabad	603.849	498.849	60.000	0.000	60.000	0.000	0.000	0.000
3830	Management of Hill Torrents in DG Khan Irrigation Zone Sori Lund, Vidore, Mithawan, Kaha and Chachar(Sori Lund Hill Torrents) 08-12-2014 Dera Ghazi Khan,Rajanpur	2,035.000	653.500	250.000	0.000	250.000	500.000	631.500	0.000

IRRIGATION

(Million Rs.)

GS No	Scheme Information Approval Date / Location	Est. Cost	Accum. Exp June,16	Provision for 2016-17			MTDF Projections		Throw fwd Beyond June, 2019
				Cap	Rev	G. Total (Cap+Rev)	2017-18	2018-19	
1	2	3	4	5	6	7	8	9	10
3831	Desilting and Strengthening Banks of Drains, Construction of Flood Bund Along Drains and Closing / Strengthening Breaches Along Nullahs Distts Narowal, Gujranwala & Sheikhpura 03-06-2015 Narowal, Gujranwala, Sheikhpura , Narowal, Muridke, Kamoki	613.501	473.501	140.000	0.000	140.000	0.000	0.000	0.000
Sub-Total: Flood Works		16,509.620	7,742.120	3,191.000	0.000	3,191.000	3,675.000	1,856.500	0.000
Small Dams									
3832	Construction of Chahan Dam Project 20-05-2013 Rawalpindi	1,567.430	1,165.430	302.000	0.000	302.000	304.000	0.000	0.000
3833	Construction of Mohata Dam 09-12-2014 Rawalpindi , Kahuta	1,787.416	884.416	250.000	0.000	250.000	653.000	0.000	0.000
3834	Construction of Sowrra Dam Project in District Attock 24-10-2014 Attock , Pindi Gheb	915.075	776.075	139.000	0.000	139.000	0.000	0.000	0.000
3835	Rehabilitation and Raising of Qibla Bandi Dam. 24-10-2014 Attock , Hazro	324.896	177.896	147.000	0.000	147.000	0.000	0.000	0.000
3836	Raising of Shahpur Dam Approved Attock , Fateh Jhang	246.836	135.836	111.000	0.000	111.000	0.000	0.000	0.000
3837	Construction of Small Dams in District Attock Phase-II Shahbazpur, Tajabara and Sadrial Dams (Revised) 19-11-2007 Attock , Feth Jhang	1,168.580	453.340	100.000	0.000	100.000	615.000	0.000	0.000
3838	Construction of Arrar Mughlan Dam in District Chakwal 14-06-3 Chakwal	829.375	684.375	145.000	0.000	145.000	0.000	0.000	0.000
3839	Construction of Tamman Dam 16-10-2014 Chakwal , Talagang	1,542.014	855.014	224.000	0.000	224.000	463.000	0.000	0.000
3840	Construction of Small Dams in District Chakwal Phase-II (Dhok Hum, Mundi Dam, Dhok Jhang and Uthwal / Lakhwal Dam) (Revised) 19-3-2010 Chakwal , Chakwal.	1,496.080	996.080	100.000	0.000	100.000	400.000	0.000	0.000
3841	Construction of Dhrabi and Minwal Dam (Revised) 15-8-2005 Chakwal , Chakwal.	981.365	478.694	100.000	0.000	100.000	402.671	0.000	0.000
3842	Construction of Ghabir Dam (Land acquisition and command area Development Punjab Component) 11-09-2015 Chakwal , Talagang	700.500	436.500	50.000	0.000	50.000	214.000	0.000	0.000
3843	Construction of Pindori Dam 20-05-2013 Jhelum , Dina	655.020	519.020	136.000	0.000	136.000	0.000	0.000	0.000

IRRIGATION

(Million Rs.)

GS No	Scheme Information Approval Date / Location	Est. Cost	Accum. Exp June,16	Provision for 2016-17			MTDF Projections		Throw fwd Beyond June, 2019
				Cap	Rev	G. Total (Cap+Rev)	2017-18	2018-19	
1	2	3	4	5	6	7	8	9	10
3844	Rehabilitation and Improvement of Existing Dams and Irrigation Channels in Small Dams Organization 19-08-2014 Rawalpindi, Jhelum, Chakwal, Attock, Rawalpindi, Gujjar Khan Jhelum, Chakwal, Attock, Hazro	732.017	529.017	103.000	0.000	103.000	0.000	0.000	0.000
Sub-Total: Small Dams		12,946.604	8,091.693	1,907.000	0.000	1,907.000	3,051.671	0.000	0.000
Buildings									
3845	Improvement of basic Facilities in Small Dams Organization (security arrangements, Construction of Offices / Residencies etc) 18-09-2015 Attock, Fateh Jang	321.137	79.137	100.000	0.000	100.000	142.000	0.000	0.000
3846	Construction of Alternate Buildings at Depalpur District Okara (Khanwah canal Division Depalpur). 08-12-2015 Okara	134.855	56.855	78.000	0.000	78.000	0.000	0.000	0.000
Sub-Total: Buildings		455.992	135.992	178.000	0.000	178.000	142.000	0.000	0.000
Miscellaneous									
3847	Security arrangements for key points (Barrages, Dams and all the important sites) 21-10-2014 Punjab	180.482	163.482	17.000	0.000	17.000	0.000	0.000	0.000
3848	Augmentation of earth moving machinery in irrigation department Punjab 07-10-2015 Punjab	1,592.205	499.205	500.000	0.000	500.000	693.000	100.000	0.000
Sub-Total: Miscellaneous		1,772.687	662.687	517.000	0.000	517.000	693.000	100.000	0.000
Foreign Aided Projects									
3849	Punjab Barrages Improvement Phase-II Project (PBIP-II) - Jinnah Barrage 09-12-2010 Mianwali	14,855.990	12,295.990	1,650.000	0.000	1,650.000	0.000	0.000	0.000
				Local:	150.000	0.000			
				Foreign:	1,500.000	0.000			
3850	Rehabilitation and up gradation of Trimmu Barrage, Punjnad Head Works Sulemanki 03-07-2014 Jhang	16,800.000	1,100.000	3,450.000	0.000	3,450.000	6,000.000	6,250.000	0.000
				Local:	450.000	0.000			
				Foreign:	3,000.000	0.000			
3851	New Khanki Barrage Construction Project 03-09-2009 Gujranwala, Wazirabad	23,442.000	14,393.000	4,500.000	0.000	4,500.000	4,549.000	0.000	0.000
				Local:	500.000	0.000			
				Foreign:	4,000.000	0.000			
3852	Pakpattan canal and sulemanki Barrage Improvement Project (PCSBIP) 28-08-2013 Pakpattan	7,829.187	3,283.183	2,875.000	0.000	2,875.000	1,671.004	0.000	0.000
				Local:	375.000	0.000			
				Foreign:	2,500.000	0.000			
3853	Project Preparation of Punjab Irrigated Agriculture Improvement Programme (PIAIP) PC-II. 03-12-13 Punjab	1,037.000	885.000	0.000	132.000	132.000	0.000	0.000	0.000
				Local:	0.000	2.000			
				Foreign:	0.000	130.000			
3854	Flood Emergency Reconstruction and Resilience Project (Irrigation Components) 09-07-15 Punjab	6,662.711	612.711	2,180.000	0.000	2,180.000	3,870.000	0.000	0.000
				Local:	180.000	0.000			
				Foreign:	2,000.000	0.000			

IRRIGATION

(Million Rs.)

GS No	Scheme Information Approval Date / Location	Est. Cost	Accum. Exp June,16	Provision for 2016-17			MTDF Projections		Throw fwd Beyond June, 2019
				Cap	Rev	G. Total (Cap+Rev)	2017-18	2018-19	
1	2	3	4	5	6	7	8	9	10
3855	Disaster & Climate Resilience Improvement Project (DCRIP) 09-07-15 Punjab	9,151.000	151.000	2,000.000	0.000	2,000.000	3,500.000	3,500.000	0.000
			Local:	0.000	0.000				
			Foreign:	2,000.000	0.000				
3856	Lower Bari Doab Canal Improvement Project (PC-I). 07-03-07 Okara,Kasur,Sahiwal,Khanewal	29,832.490	17,558.490	3,925.000	100.000	4,025.000	2,000.000	0.000	0.000
			Local:	425.000	100.000				
			Foreign:	3,500.000	0.000				
3857	Engineering Design of Jalalpur Irrigation Project. 03-06-2015 Jhehlum, Khushab , Pind Daden Khan, Khushab	497.876	70.000	230.000	0.000	230.000	197.876	0.000	0.000
			Local:	30.000	0.000				
			Foreign:	200.000	0.000				
Sub-Total: Foreign Aided Projects		110,108.254	50,349.374	20,810.000	232.000	21,042.000	21,787.880	9,750.000	0.000
Total: ON-GOING SCHEMES		173,874.588	76,558.729	32,138.000	262.000	32,400.000	39,679.351	18,316.567	0.000

NEW SCHEMES

Survey Investigation & Research

3858	Feasibility study for construction of Kas Umar Khan Canal System (PC-II) Un-Approved Mianwali , Isakhel	20.000	0.000	20.000	0.000	20.000	0.000	0.000	0.000
3859	Using Seepage of River Ravi to Meet With Drinking Water Needs of Lahore City. Un-Approved Lahore	15.000	0.000	15.000	0.000	15.000	0.000	0.000	0.000
3860	Clearance of Liabilities of the Consultants (Cherah Dam project and feasibility study of Lahore Lake, Ravi Syphone, Mailsi Syphone) Un-Approved Lahore	8.000	0.000	8.000	0.000	8.000	0.000	0.000	0.000
3861	Study on Aquifer in Punjab at Sub Basin Level to determine Options for Maintaining Water Budget Un-Approved Punjab	20.000	0.000	20.000	0.000	20.000	0.000	0.000	0.000
3862	Establishment of Design Office For Small Dams at Islamabad & Upgradation of Central Design office / Project Preparation Un-Approved Punjab	150.000	0.000	50.000	0.000	50.000	50.000	50.000	0.000
3863	Hiring of Consultancy Services for Monitoring of Projects under Provincial Development Program. 28-10-2015 Punjab	1,275.985	0.000	117.000	0.000	117.000	583.000	575.985	0.000
Sub-Total: Survey Investigation & Research		1,488.985	0.000	230.000	0.000	230.000	633.000	625.985	0.000

Irrigation

3864	Rehabilitation of BRBD from RD 0+000 to RD 50+000 including flood inlets. Un-Approved Sialkot , Daska	200.000	0.000	80.000	0.000	80.000	120.000	0.000	0.000
3865	Lining of Faizpur minor Un-Approved Sheikhpura , Faizpur	45.000	0.000	45.000	0.000	45.000	0.000	0.000	0.000

IRRIGATION

(Million Rs.)

GS No	Scheme Information Approval Date / Location	Est. Cost	Accum. Exp June,16	Provision for 2016-17			MTDF Projections		Throw fwd Beyond June, 2019
				Cap	Rev	G. Total (Cap+Rev)	2017-18	2018-19	
1	2	3	4	5	6	7	8	9	10
3866	Conversion of Lift Irrigation to gravity flow on new Kasur Minor (R) RD 0+000 to 21+120 Tail Un-Approved Kasur	90.000	0.000	90.000	0.000	90.000	0.000	0.000	0.000
3867	Construction of V.R Bridge at RD 1136+150 of Suknai Drain (old River Suk Bayas Un-Approved Okara , Depalpur	6.000	0.000	6.000	0.000	6.000	0.000	0.000	0.000
3868	Lining of Malkan Hans minor Disty from RD 0+ 000 to 56+110 Tail. Un-Approved Pakpattan	141.000	0.000	25.000	0.000	25.000	116.000	0.000	0.000
3869	Rehabilitation of Hafiz Waah Minoir of Mouza Nauraja Bhutta at tehsil Jalal pur Pir wala of District Multan. Un-Approved Multan	40.000	0.000	40.000	0.000	40.000	0.000	0.000	0.000
3870	Concrete lining of Tajwana & Hussainwah Minors in Union Council Dad kamera District Vehari Un-Approved Vehari	16.000	0.000	16.000	0.000	16.000	0.000	0.000	0.000
3871	Contruction of Pile Foundtion Bridge over D.G.Khan along with Approaches in K.M No. 2 D.G Khan City to Vadoor Road Distrc D.G.Khan Un-Approved Dera Ghazi Khan	12.000	0.000	12.000	0.000	12.000	0.000	0.000	0.000
3872	Rehabilitation of Dajal Branch from RD 0 to 190+000 Un-Approved Rajanpur	200.000	0.000	50.000	0.000	50.000	150.000	0.000	0.000
3873	Rehabilitation and lining of Adil wah disty and its system. Un-Approved Muzaffargarh	480.000	0.000	125.000	0.000	125.000	155.000	200.000	0.000
3874	Land Acquisition for Construction of Rubber Dam on River Sutlej near Bahawalpur Un-Approved Bahawalpur , Lodhran & Bahawalpur	500.000	0.000	100.000	0.000	100.000	400.000	0.000	0.000
3875	Rehabilitation of Eastern Sadiqia canal for Restoring its Design capacity in reach RD 0-195 Un-Approved Bahawalnagar , Minchenabad & Bahawalnager	1,155.000	0.000	90.000	0.000	90.000	510.000	555.000	0.000
3876	Rehabilitation of 6R/Hakra with system Un-Approved Bahawalnagar , Fortabbas	300.000	0.000	64.000	0.000	64.000	236.000	0.000	0.000
3877	Rehabilitation of 7R/Hakra with system Un-Approved Bahawalnagar , Fortabbas	250.000	0.000	50.000	0.000	50.000	200.000	0.000	0.000
3878	Rehabilitation of Degi Distributory with System Un-Approved Rahim Yar Khan , Sadiqabad	750.000	0.000	75.000	0.000	75.000	300.000	375.000	0.000
Sub-Total: Irrigation		4,185.000	0.000	868.000	0.000	868.000	2,187.000	1,130.000	0.000
Drainage									
3879	Construction of 12 No. Bridges on drains in Sargodah district Un-Approved Jhang	114.000	0.000	50.000	0.000	50.000	64.000	0.000	0.000

IRRIGATION

(Million Rs.)

GS No	Scheme Information Approval Date / Location	Est. Cost	Accum. Exp June,16	Provision for 2016-17			MTDF Projections		Throw fwd Beyond June, 2019
				Cap	Rev	G. Total (Cap+Rev)	2017-18	2018-19	
1	2	3	4	5	6	7	8	9	10
3880	Request for Countruction of Saim Nallah Thathi Langar Abbas Pur and Thathi Rehmo, Tesil 18-Hazari, Distict Jhang Un-Approved Jhang	11.000	0.000	11.000	0.000	11.000	0.000	0.000	0.000
3881	Improvement of Drainage System in Tehsil Nowshera Virkan Un-Approved Gujranwala , Nowshare Virkan	174.000	0.000	74.000	0.000	74.000	100.000	0.000	0.000
3882	Enhancing capacity of Sheikhpura Drain RD 0+000 - 91.000 Un-Approved Sheikhpura	660.000	0.000	100.000	0.000	100.000	245.000	315.000	0.000
3883	Land Acquisition charges for construction of Kappar Drain RD 0+000 to RD 94+500 Un-Approved Dera Ghazi Khan	133.000	0.000	132.583	0.000	132.583	0.000	0.000	0.000
Sub-Total: Drainage		1,092.000	0.000	367.583	0.000	367.583	409.000	315.000	0.000
Flood Works									
3884	Protection of Adyala Village from the Erosive Action of Soan River, District Rawalpindi Un-Approved Rawalpindi	104.000	0.000	25.000	0.000	25.000	79.000	0.000	0.000
3885	Restoration of J-Head Spur No. 3 on Indus between Dhingana and Doaba Un-Approved Mianwali , Piplan	300.000	0.000	100.000	0.000	100.000	200.000	0.000	0.000
3886	Channelization of Jabba Nullah Tehsil & District Mianwali Un-Approved Mianwali	500.000	0.000	50.000	0.000	50.000	450.000	0.000	0.000
3887	Remodeling of Pindi Bhattian Flood Protection Bund from RD 18+000 to 74+650 Un-Approved Hafizabad , Pindi Bhattian	80.000	0.000	80.000	0.000	80.000	0.000	0.000	0.000
3888	Providing Flood Protection along Left Bank of Chenab River Downstream Qadirabad Barrage Un-Approved Hafizabad	650.000	0.000	50.000	0.000	50.000	300.000	300.000	0.000
3889	Providing Flood Protection along Right Bank of Chenab River Downstream Qadirabad Barrage. Un-Approved Mandi Bahauddin , Phalia	650.000	0.000	50.000	0.000	50.000	300.000	300.000	0.000
3890	Management of Flood Protection of Deg Nullah (Channelization and enhancing capacity of Basantar Nullah) Un-Approved Sialkot	4,200.000	0.000	140.000	0.000	140.000	2,000.000	2,060.000	0.000
3891	Protection of Aurangabad village by Excavating cunnett & Constructing Gunda Bund to Change the Main River Course at River Ravi. Un-Approved Sahiwal	50.000	0.000	50.000	0.000	50.000	0.000	0.000	0.000
3892	Construction of Guide Spur near Ameerpur/ Sheikh Tayyab at River Ravi Un-Approved Sahiwal , Chichawatni	100.000	0.000	50.000	0.000	50.000	50.000	0.000	0.000
3893	Tying up of Fazil Shah Flood Bund with Shujabad Branch (Second Defence Line). (Shujabad) Un-Approved Khanewal , Kabirwala	65.000	0.000	65.000	0.000	65.000	0.000	0.000	0.000

IRRIGATION

(Million Rs.)

GS No	Scheme Information Approval Date / Location	Est. Cost	Accum. Exp June,16	Provision for 2016-17			MTDF Projections		Throw fwd Beyond June, 2019
				Cap	Rev	G. Total (Cap+Rev)	2017-18	2018-19	
1	2	3	4	5	6	7	8	9	10
3894	Remodeling / Restoration of Ghulam Wah flood embankment from RD 3+240 to 45+689 tail Un-Approved Vehari , Burewala	65.000	0.000	65.000	0.000	65.000	0.000	0.000	0.000
3895	Construction of J-Head Spur at RD 40+000 and RD 53+000 D/S Ghazi Ghat Flood Bund Un-Approved Dera Ghazi Khan	595.000	0.000	100.000	0.000	100.000	495.000	0.000	0.000
3896	Construction of Flood Bund along River Indus from Rakh Bagh Wala to Bait Wagwar Kot Mithan District Rajanpur RD 0-275 Un-Approved Rajanpur	1,200.000	0.000	100.000	0.000	100.000	1,100.000	0.000	0.000
3897	Protecting 1-AR Minor, Area of Lundi Pitafi and Bait Daryai from Hectic Erosive Action of River Indus. Un-Approved Muzaffargarh , Jatoi	340.000	0.000	100.000	0.000	100.000	240.000	0.000	0.000
3898	Protection of Chandar Bhan Flood Bund RD 55+000 to 67+000, Alipur District Muzaffargarh Un-Approved Muzaffargarh	500.000	0.000	50.000	0.000	50.000	200.000	250.000	0.000
3899	Construction of J-Head Spur in Mouza Pirhar Gharbi Un-Approved Muzaffargarh , Kot Adu	280.000	0.000	100.000	0.000	100.000	180.000	0.000	0.000
3900	Protecting Shehr Sultan flood bund at RD 20+000 to RD 32+000 from erosive action of river Chenab to save the abadies Mouza Bindah Ishaq and Faizpur. Un-Approved Muzaffargarh , Alipur	528.000	0.000	50.000	0.000	50.000	230.000	248.000	0.000
3901	Construction of J-Head Spur in Mouza Khar Gharbi Un-Approved Muzaffargarh , Kot Adu	267.000	0.000	76.000	0.000	76.000	191.000	0.000	0.000
3902	Construction of Head Regulator on Lala Creek at RD 115+000 edge of F-North Bund District Layyah Un-Approved Layyah	493.000	0.000	50.000	0.000	50.000	250.000	193.000	0.000
3903	Raising / Strengthening Shahwala Groyne according to its design parameters Un-Approved Layyah	150.000	0.000	100.000	0.000	100.000	50.000	0.000	0.000
3904	Protection of public infra- structure in the vicinity of Moza Mongar, Tehsil Karor Lal Hussain District Layyah Un-Approved Layyah , Karor Lal Hussain	250.000	0.000	32.417	0.000	32.417	217.583	0.000	0.000
3905	Channelization of Deg Nullah (Land Acquisition, Punjab component) Un-Approved Punjab	1,800.000	0.000	100.000	0.000	100.000	800.000	900.000	0.000
Sub-Total: Flood Works		13,167.000	0.000	1,583.417	0.000	1,583.417	7,332.583	4,251.000	0.000
Small Dams									
3906	Construction of Dadhocha Dam Un-Approved Rawalpindi	4,000.000	0.000	100.000	0.000	100.000	2,000.000	1,900.000	0.000
3907	Construction of Papin Dam (Land Acquisition and command Area Development Punjab Component) Un-Approved Rawalpindi	1,220.000	0.000	100.000	0.000	100.000	600.000	520.000	0.000

IRRIGATION

(Million Rs.)

GS No	Scheme Information Approval Date / Location	Est. Cost	Accum. Exp June,16	Provision for 2016-17			MTDF Projections		Throw fwd Beyond June, 2019
				Cap	Rev	G. Total (Cap+Rev)	2017-18	2018-19	
1	2	3	4	5	6	7	8	9	10
3908	Construction of Carry over dams near Manga and Angori sites for Augmentation of storage capacity of Rawal Dam Un-Approved Islamabad	1,500.000	0.000	100.000	0.000	100.000	1,000.000	400.000	0.000
3909	Potohar Climate Smart Irrigated Agriculture Programme Un-Approved Chakwal, Jhelum. Rawalpindi, Attock, , Chakwal, Jhelum. Rawalpindi, Attock, Jand, Fatehjang, Talagang, Sohawa,Gujar Khan, pindigheb	500.000	0.000	50.000	0.000	50.000	450.000	0.000	0.000
Sub-Total: Small Dams		7,220.000	0.000	350.000	0.000	350.000	4,050.000	2,820.000	0.000
Buildings									
3910	Re-construction of Office Building Complex of SE Mianwali and rehabilitation of Sargodhah Zonal Office Un-Approved Mianwali	100.000	0.000	30.000	0.000	30.000	50.000	20.000	0.000
3911	Construction of New Campus of Government Engineering Academy Punjab. Approved Lahore	850.000	0.000	100.000	0.000	100.000	300.000	450.000	0.000
Sub-Total: Buildings		950.000	0.000	130.000	0.000	130.000	350.000	470.000	0.000
Miscellaneous									
3912	Providing elevator and hygienic drinking water in Irrigation Secretariat for staff and visitors. Un-Approved Lahore	11.000	0.000	11.000	0.000	11.000	0.000	0.000	0.000
Sub-Total: Miscellaneous		11.000	0.000	11.000	0.000	11.000	0.000	0.000	0.000
Foreign Aided Projects									
3913	Capacity Development Technical Assistance for Institutional Transformation Un-Approved Punjab	260.000	0.000	0.000	60.000	60.000	100.000	100.000	0.000
				Local:	0.000	5.000			
				Foreign:	0.000	55.000			
Sub-Total: Foreign Aided Projects		260.000	0.000	0.000	60.000	60.000	100.000	100.000	0.000
Khadim e Punjab Kissan Package									
3914	Khadim e Punjab Kissan Package Un-Approved Punjab	5,000.000	0.000	5,000.000	0.000	5,000.000	0.000	0.000	0.000
Sub-Total: Khadim e Punjab Kissan Package		5,000.000	0.000	5,000.000	0.000	5,000.000	0.000	0.000	0.000
Total: NEW SCHEMES		33,373.985	0.000	8,540.000	60.000	8,600.000	15,061.583	9,711.985	0.000
Total: ADP		207,248.573	76,558.729	40,678.000	322.000	41,000.000	54,740.934	28,028.552	0.000
Grand Total		207,248.573	76,558.729	40,678.000	322.000	41,000.000	54,740.934	28,028.552	0.000

ENERGY

Energy Department was established by Government of Punjab in 2011 to enhance Punjab Energy security and fuel economic growth by creating an environment that reliably meet the energy demands of all sectors of Punjab's economy through a sustainable and affordable energy mix and its efficient use. Along with the development of energy program through public sector spending it is working on to attract private sector investment, provide enabling environment and promote energy efficiency and conservation.

The Energy Department has a vision of fully tapping Punjab's indigenous energy resources, including Hydel Power, Solar, Wind, Biomass and Coal. The Department and its attached bodies are fully engaged with the Federal and International entities, and also encouraging the private sector to invest in the power sector.

SECTOR OVERVIEW:

Punjab's power consumption is 68%, with a demand growth of 6-8% per annum. Presently, there is a demand-supply gap of 4000 MW. Punjab is currently facing both electricity and gas load shedding.

Pakistan is currently facing an energy crisis and the province of Punjab, with over a 90 million population, is worst hit. There is great need for creating different institutions and undertaking development projects in public and private sector for energy generation and conservation. Total installed electricity generation capacity of Pakistan is 22,668 MW and Punjab is coping with severe energy shortfalls that have very adversely affected its targets for annual GDP growth for the past many years.

VISION:

To utilize all available resources in the province to provide affordable energy to all segments of provincial economy through increase in generation and conservation of energy to maximize expansion of power generation capacity and infrastructure through participation of public and private sectors.

OBJECTIVES / STRATEGIES:

- Power projects based on cheaper indigenous resources of provinces (including hydel, solar, coal, biomass, wind) and its development strategy.

- Develop project to tap the run of the river/canal hydel potential.
- Promote culture of Energy Conservation.
- Develop enabling Environment for Power generation, sale, purchase & distribution.
- Develop sustainable Energy Mix by introducing appropriate technologies.

ACHIEVEMENTS OF FINANCIAL YEAR 2015-16

- Revision of PC-II, Due Diligence, up-gradation of feasibility study of 135 MW Taunsa Hydel Power Project.
- Establishment of QA Thermal Pvt Ltd for construction of 1000-1200 MW RNLG based Power Plant at Bhikki Sheikhpura.
- Establishment of QA Hydel Pvt Ltd for construction of 135 MW Taunsa Hydel Power Project.
- Solarization of Secretariat, P&D Building.
- Installation of AMI Meters in Government electricity billing.
- Construction of Spur line from Yousaf Wala Railway Station to Sahiwal Coal Power Project.
- Commencement of feasibility study for Bio Mass Power Project.
- Commencement of feasibility study for 5-Mini Hydel Power Project.
- Commencement of Energy Efficiency & Conservation Programme.

NEW INITIATIVES

- Establishment of 135 MW Taunsa Hydel Power Project
- Establishment of 15-20 MW Bio Mass Thermal Power Plant near Chak Jhumra, Faisalabad
- Block Allocation for New Initiatives in Energy Sector for Innovative Power Generation Solution.
- Updation & due diligence of feasibility study of 4.16 MW Okara HPP on LBDC near RD-196
- Updation & due diligence of feasibility study of 3.58 MW HPP on UCC.
- Solar Solutions for BHUs in Punjab.
- Establishment of Labs under Punjab Energy Efficiency & Conservation Programme

TARGETS FOR FINANCIAL YEAR 2016-17

- Completion of Renewable Energy Development Sector Investment Programme hydel power generation project at Marala, Pakpattan, Chianwali, & Degout fall for adding 20 MW Energy to the National Grid.
- Provide enabling environment for private investment to develop Small, Mini & Micro Hydel Power Projects.
- Commencement of RLNG Project for 1000-1200 MW at Bhikki Sharif Sheikhupura
- Commencement of 135 MW Taunsa Hydel Power Project.
- Commencement of 15-20 MW Bio Mass Power Project at Faisalabad.
- Commencement of Energy Resource Centre in Lahore.
- Solar Solutions for BHUs in Punjab

ALLOCATION TRENDS:

(Rs. In Million)

SR.NO.	YEARS	ALLOCATION
1	2012-13	10,000
2	2013-14	20,431
3	2014-15	22,000
4	2015-16	16,000
5	2016-17	8,750

OTHER DEVELOPMENT INITIATIVES 2016-17:

- Allocation of funds Rs. 250 million for Construction of Spur Line for Sahiwal Coal Power Project / Quaid-e-Azam Thermal Pvt Ltd. – RLNG based power project.

MTDF 2016-19
Energy : Summary
Development Programme 2016-17

(Million Rs.)

Sub-Sector	Capital	Revenue	Total	F. Aid	Total
Ongoing Schemes	3,585.000	1,250.000	4,835.000	1,015.000	5,850.000
Total	3,585.000	1,250.000	4,835.000	1,015.000	5,850.000
New Schemes					
Regular	250.000	650.000	900.000	0.000	900.000
Block	0.000	2,000.000	2,000.000	0.000	2,000.000
Total	250.000	2,650.000	2,900.000	0.000	2,900.000
Other Development Initiatives	0.000	250.000	250.000	0.000	250.000
Total (ongoing+new)	3,835.000	4,150.000	7,985.000	1,015.000	9,000.000

Development Programme 2017-18

Ongoing Schemes					
Regular	5,060.000	1,375.000	6,435.000	0.000	6,435.000
Total	5,060.000	1,375.000	6,435.000	0.000	6,435.000
New Schemes					
Regular	275.000	715.000	990.000	0.000	990.000
Block	0.000	2,200.000	2,200.000	0.000	2,200.000
Total	275.000	2,915.000	3,190.000	0.000	3,190.000
Other Development Initiatives	0.000	275.000	275.000	0.000	275.000
Total (ongoing+new)	5,335.000	4,565.000	9,900.000	0.000	9,900.000

Development Programme 2018-19

Ongoing Schemes					
Regular	5,565.000	1,515.000	7,080.000	0.000	7,080.000
Total	5,565.000	1,515.000	7,080.000	0.000	7,080.000
New Schemes					
Regular	300.000	790.000	1,090.000	0.000	1,090.000
Block	0.000	2,420.000	2,420.000	0.000	2,420.000
Total	300.000	3,210.000	3,510.000	0.000	3,510.000
Other Development Initiatives	0.000	300.000	300.000	0.000	300.000
Total (ongoing+new)	5,865.000	5,025.000	10,890.000	0.000	10,890.000
MTDF 2016-19: Grand Total					29,790.000

ENERGY: SUMMARY

(Million Rs.)

Type / Sub Sector	No. of Schemes	Provision for 2016-17				Projection for 2017-18	Projection for 2018-19
		Capital	Revenue	Foreign Aid	G. Total (Cap+Rev)		
<u>ON-GOING SCHEMES</u>							
Regular	5	3,585.000	1,250.000	1,015.000	5,850.000	230.000	0.000
Total: ON-GOING SCHEMES	5	3,585.000	1,250.000	1,015.000	5,850.000	230.000	0.000
<u>NEW SCHEMES</u>							
Regular	7	250.000	2,650.000	0.000	2,900.000	3,700.000	930.000
Total: NEW SCHEMES	7	250.000	2,650.000	0.000	2,900.000	3,700.000	930.000
Total: ADP	12	3,835.000	3,900.000	1,015.000	8,750.000	3,930.000	930.000
<u>OTHER DEVELOPMENT PROGRAMME</u>							
ODP	1	0.000	250.000	0.000	250.000	0.000	0.000
Total: OTHER DEVELOPMENT PROGRAMME	1	0.000	250.000	0.000	250.000	0.000	0.000
Grand Total	13	3,835.000	4,150.000	1,015.000	9,000.000	3,930.000	930.000

ENERGY

(Million Rs.)

GS No	Scheme Information Approval Date / Location	Est. Cost	Accum. Exp June,16	Provision for 2016-17			MTDF Projections		Throw fwd Beyond June, 2019
				Cap	Rev	G. Total (Cap+Rev)	2017-18	2018-19	
1	2	3	4	5	6	7	8	9	10

ON-GOING SCHEMES

Regular

3915	PC-II, Feasibility Study Consultancy for Bio-Mass based Power Plant setup near wheat & rice producing areas of Punjab, Faisalabad 24-12-2014 Faisalabad	104.050	15.050	0.000	89.000	89.000	0.000	0.000	0.000
3916	Reconciliation of government electricity billing by installing AML meters (pilot project) 29-08-2014 Punjab	152.235	16.235	0.000	136.000	136.000	0.000	0.000	0.000
3917	Energy Efficiency & Conservation Programme 07-09-2015 Punjab	1,205.000	0.000	0.000	975.000	975.000	230.000	0.000	0.000
3918	Renewable Energy Development Sector Investment Programme REDSIP 2008 Sialkot, Gujranwala, Sahiwal, Sheikhpura	10,803.000	7,610.690	4,600.000	30.000	4,630.000	0.000	0.000	0.000
	Local:			3,585.000	30.000				
	Foreign:			1,015.000	0.000				
3919	Feasibility Study for 5-Mini Hydro Power Sites 10-03-2016 Sialkot, Gujranwala, Chakwal	20.000	0.000	0.000	20.000	20.000	0.000	0.000	0.000
Sub-Total: Regular		12,284.285	7,641.975	4,600.000	1,250.000	5,850.000	230.000	0.000	0.000
Total: ON-GOING SCHEMES		12,284.285	7,641.975	4,600.000	1,250.000	5,850.000	230.000	0.000	0.000

NEW SCHEMES

Regular

3920	Establishment of 15-20 MW Bio Mass Thermal Power Plant near Chak Jhumra, Faisalabad Un-Approved Faisalabad	3,000.000	0.000	0.000	250.000	250.000	2,000.000	750.000	0.000
3921	Due Diligence & updation of feasibility study of 4.16 MW Okara HPP on LBDC near RD-196 Un-Approved Lahore	20.000	0.000	0.000	20.000	20.000	0.000	0.000	0.000
3922	Construction of Energy Resource Centre Un-Approved Lahore	600.000	0.000	250.000	0.000	250.000	350.000	0.000	0.000
3923	Reconciliation of government electricity billing by installing AML meters (2nd phase) Un-Approved Punjab	290.000	0.000	0.000	60.000	60.000	150.000	80.000	0.000
3924	Due Diligence & updation of feasibility study of 3.58 MW HPP on UCC Un-Approved Punjab	20.000	0.000	0.000	20.000	20.000	0.000	0.000	0.000
3925	Solar Solutions for BHUs in Punjab Un-Approved Punjab	1,600.000	0.000	0.000	300.000	300.000	1,200.000	100.000	0.000
3926	Energy Development Fund. Un-Approved Punjab	2,000.000	0.000	0.000	2,000.000	2,000.000	0.000	0.000	0.000
Sub-Total: Regular		7,530.000	0.000	250.000	2,650.000	2,900.000	3,700.000	930.000	0.000
Total: NEW SCHEMES		7,530.000	0.000	250.000	2,650.000	2,900.000	3,700.000	930.000	0.000

ENERGY

(Million Rs.)

GS No	Scheme Information Approval Date / Location	Est. Cost	Accum. Exp June,16	Provision for 2016-17			MTDF Projections		Throw fwd Beyond June, 2019
				Cap	Rev	G. Total (Cap+Rev)	2017-18	2018-19	
1	2	3	4	5	6	7	8	9	10

Total: ADP	19,814.285	7,641.975	4,850.000	3,900.000	8,750.000	3,930.000	930.000	0.000
------------	------------	-----------	-----------	-----------	-----------	-----------	---------	-------

OTHER DEVELOPMENT PROGRAMME

ODP

3927 Construction of Spurline for Sahiwal Coal Power Project / Quaid-e-Azam Thermal Pvt. Ltd. - RLNG Based Power Project. Punjab	250.000	0.000	0.000	250.000	250.000	0.000	0.000	0.000
---	---------	-------	-------	---------	---------	-------	-------	-------

Sub-Total: ODP	250.000	0.000	0.000	250.000	250.000	0.000	0.000	0.000
----------------	---------	-------	-------	---------	---------	-------	-------	-------

Total: OTHER DEVELOPMENT PROGRAMME	250.000	0.000	0.000	250.000	250.000	0.000	0.000	0.000
------------------------------------	---------	-------	-------	---------	---------	-------	-------	-------

Grand Total	20,064.285	7,641.975	4,850.000	4,150.000	9,000.000	3,930.000	930.000	0.000
-------------	------------	-----------	-----------	-----------	-----------	-----------	---------	-------

PUBLIC BUILDINGS

VISION

Punjab's Medium Term Development Framework (MTDF) envisions the sector's role as constructing and maintaining residential and office accommodation facilities in the public sector to render functionally adequate services in most cost-effective manner in order to ensure conducive environment for an efficient public service system.

POLICY

Public Buildings sector contributes to economy in manifold manners. First of all, it provides basic and essential infrastructure to the government for its working. Government requires the public offices & official residences as essential physical resources to carry out its functions/operations. Adequate building infrastructure ensures the proper functioning of the government functionaries and service delivery to general public. Government is an organization which a society establishes through political means to manage it in a proper manner. Proper functioning of the government results in systematic management of social, economic and political systems. A well-managed country gains prosperity and development through its well managed governing system.

Moreover, spending on public buildings/construction sector also triggers demand and contribute towards economic growth and revival. It also generates wide ranging employment opportunities. Its multiple effects on the economy are demonstrated through the wide-ranging potential of the construction activities in generating industrial production, developing small and medium enterprises, creating self-employment opportunities, flourishing business, commerce and trade activities and at the same time enhancing utilization of indigenous natural and man-made resources. In addition to above, it also contributes significantly in fostering social cohesion and environmental improvements.

The Public Building (Housing & Offices) sector caters for the residential and office accommodation requirements of nearly all administrative departments, mainly, Police, Prisons, Home, Judiciary, S&GAD, Provincial Assembly, Board of Revenue and Communication & Works etc.

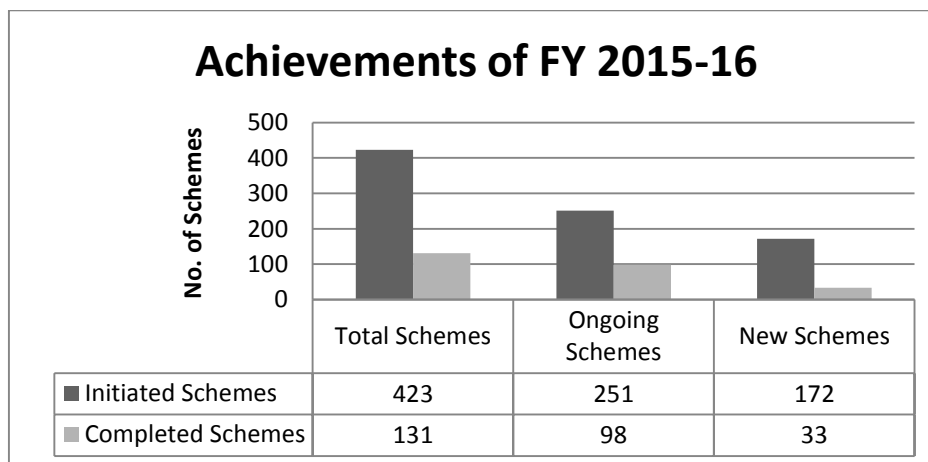
OBJECTIVES

- Provision of adequate infrastructure to Judiciary, Police, Jails and Home Departments to improve security and delivery of justice to common people.
- Provision of family accommodation in existing jails for prisoners.
- Completion of district and high security jails in Punjab.
- Adoption of standardized plans for construction of Residences and Offices.

STRATEGY

To meet the objectives of provision of office and residential facilities in the province's public sector, the MTFD aims at achieving its vision. In this regard, the strategy of sector is to phase out ongoing schemes on priority basis by providing them full funding. This is because in the FY 2015-16, 423 schemes were initiated that were allocated Rs. 9140 million. Out of the total schemes, 251 schemes were ongoing with an allocation of Rs.6464 million and 172 schemes were new with an allocation of Rs.2676 million, but due to partial/thin allocation to ongoing and new schemes, majority of the schemes remained incomplete. This also resulted in huge financial throw forward. In order to overcome this problem and to operationalize on-going schemes, schemes which achieved up to 60 percent completion have been allocated full funds.

ACHIEVEMENTS OF FINANCIAL YEAR 2015-16



The total schemes of the FY 2015-16 were 423 out of which 131 have been completed.

The highlights of some are as follows:

Number of Schemes Completed by Sector – FY2015-16

Sr.No.	Name of Scheme	No. of Schemes Completed
1.	Construction of Police Stations	13
2.	Entry/exit post in Police Department	01
3.	Riverine post in Police Department	01
4.	Canine units in Police Department	02
5.	Jails – residential and non-residential in Layyah and Okara respectively	02
6.	Construction of waiting shed/missing facilities and provision of toilet facilities in Home Department	10
7.	Construction of security walls around District Jails of Punjab	09
8.	Establishment of satellite stations of PFSA at divisional level	09
9.	Construction of Judicial Complexes at Punjab	10
10.	Construction of Public libraries at Okara	01
11.	Commissioner house and camp office at Faisalabad and Bahawalpur and court at Commissioner office Sahiwal	03
12.	Tehsil Complex at Pindi Bhattian and Residential accommodation at Sahiwal	06
13.	Improvement of facilities in MPA hostels, Lahore	01
14.	Establishment of new building of District Public Prosecutor at Gujranwala and Rajanpur	02

NEW INITIATIVES

- Completion of 41 Police Stations with full funding and 30 Police Stations with partial funding. An amount of Rs.1425 million has been allocated i.e. 43 percent higher than the previous year.
- For Capacity strengthening and Project Development/Management of Police Department Rs. 22 million has been allocated.
- For 20 Nos. schemes of Counter Terrorism Department Rs.1340 million has been allocated i.e. 34 percent higher than the previous year.

- For 04 Nos. schemes of Dolphin Police Lines centers Rs.160 million has been allocated.
- For Construction of courts along with allied facilities for judicial officers in Punjab Rs.400 million has been allocated i.e. 9 percent higher than the previous year.
- For Construction of residences of judicial officers in Punjab Rs.200 million has been allocated.
- For Construction work of 09 Nos. schemes of Family/Guardian courts complex Rs.142.383 million has been allocated i.e. 87 percent higher than the previous year.
- For 20 Nos. Judicial Complex Rs.788 million has been allocated.
- For 19 Nos. Arazi record centers Rs.364 million has been allocated i.e. 144 percent higher than the previous year.
- For 08 Nos. jails Rs.1,305 million has been allocated.
- For 06 Nos. Child Protection Institutes Rs.353.946 million has been allocated i.e. 371 percent higher than the previous year.
- For 06 Nos. Border Military Police Stations Rs. 64 Million has been allocated i.e. 156 percent higher than the previous year
- All the 04 schemes related to Governor's House have been provided with full funds against their approved cost i.e. Rs.115 million which is 151 percent higher than the previous year.
- All the 03 Nos. of schemes of C&W have been provided with full funds against their approved cost i.e. Rs.145 million which is 458 percent higher than the previous year.
- For extension of Punjab Assembly Building Rs.250 million allocated i.e. 25 % higher than the previous year.

TREND OF ALLOCATIONS

(Rs. In Million)

Sr.No.	Years	Allocation
1.	2012-13	3,245
2.	2013-14	6,400
3.	2014-15	8,000
4.	2015-16	9,140
5.	2016-17	11,500

MTDF 2016-19
Public Building : Summary
Development Programme 2016-17

(Million Rs.)

	Capital	Revenue	F.Aid	Total
On-Going Schemes				
Housing	1721	82	0	1803
Offices	8071	77	135	8283
Total	9792	159	135	10086
New Schemes				
Housing	189	25	0	214
Offices	1017	184	0	1200
Total	1206	209	0	1414
Total (On-Going+New)	10997	368	135	11500

Development Programme 2017-18

On-Going Schemes				
Housing	1979	95	0	2074
Offices	9282	88	0	9370
Total	11261	183	0	11444
New Schemes				
Housing	217	29	0	246
Offices	1169	211	0	1381
Total	1386	240	0	1626
Total (On-Going+New)	12647	423	0	13070

Development Programme 2018-19

On-Going Schemes				
Housing	2276	109	0	2385
Offices	10674	101	0	10775
Total	12950	210	0	13160
New Schemes				
Housing	250	33	0	283
Offices	1345	243	0	1588
Total	1594	276	0	1870
Total (On-Going+New)	14544	487	0	15031

MTDF 2016-19: Grand Total 39,600.984

PUBLIC BUILDINGS: SUMMARY

(Million Rs.)

Type / Sub Sector	No. of Schemes	Provision for 2016-17				Projection for 2017-18	Projection for 2018-19
		Capital	Revenue	Foreign Aid	G. Total (Cap+Rev)		
<u>ON-GOING SCHEMES</u>							
Police	165	3,392.880	10.000	0.000	3,402.880	5,428.131	3,176.692
Jails	32	1,756.423	0.000	0.000	1,756.423	750.612	586.011
Home	16	403.719	62.012	0.000	465.731	435.462	261.697
Judiciary	62	2,229.058	0.000	0.000	2,229.058	5,781.442	5,697.370
S&GAD	25	538.405	71.693	0.000	610.098	1,041.044	634.115
BOR	33	625.964	15.000	135.000	775.964	239.813	0.000
Provincial Assembly	5	390.540	0.000	0.000	390.540	502.817	542.817
Law and Parliamentary Affairs	1	150.000	0.000	0.000	150.000	205.469	205.469
Public Prosecution	1	32.802	0.000	0.000	32.802	0.000	0.000
Governer House	4	115.253	0.000	0.000	115.253	0.000	0.000
TEVTA	1	13.918	0.000	0.000	13.918	0.000	0.000
P&D	1	100.000	0.000	0.000	100.000	115.528	115.528
C&W	1	3.000	0.000	0.000	3.000	31.930	0.000
Total: ON-GOING SCHEMES	347	9,751.962	158.705	135.000	10,045.667	14,532.247	11,219.697
<u>NEW SCHEMES</u>							
Police	30	430.467	149.140	0.000	579.607	1,314.602	1,048.765
Jails	5	315.000	0.000	0.000	315.000	390.000	350.000
Home	4	25.381	69.567	0.000	94.948	200.000	175.651
Judiciary	6	139.135	0.000	0.000	139.135	106.000	0.000
S&GAD	10	68.501	0.000	0.000	68.501	44.090	0.000
BOR	2	40.000	0.000	0.000	40.000	120.000	85.000
Public Prosecution	3	22.142	0.000	0.000	22.142	14.707	0.000
P&D	1	50.000	0.000	0.000	50.000	50.000	0.000
C&W	3	135.000	10.000	0.000	145.000	10.000	0.000
Total: NEW SCHEMES	64	1,225.626	228.707	0.000	1,454.333	2,249.399	1,659.416
Total: ADP	411	10,977.588	387.412	135.000	11,500.000	16,781.646	12,879.113
Grand Total	411	10,977.588	387.412	135.000	11,500.000	16,781.646	12,879.113

PUBLIC BUILDINGS: SUMMARY

(Million Rs.)

Type / Sub Sector	No. of Schemes	Provision for 2016-17				Projection for 2017-18	Projection for 2018-19
		Capital	Revenue	Foreign Aid	G. Total (Cap+Rev)		
Police							
Housing							
ON-GOING SCHEMES	9	170.106	0.000	0.000	170.106	101.677	0.000
NEW SCHEMES	5	79.691	0.000	0.000	79.691	104.428	47.268
Total: Housing	14	249.797	0.000	0.000	249.797	206.105	47.268
Offices							
ON-GOING SCHEMES	156	3,222.774	10.000	0.000	3,232.774	5,326.454	3,176.692
NEW SCHEMES	25	350.776	149.140	0.000	499.916	1,210.174	1,001.497
Total: Offices	181	3,573.550	159.140	0.000	3,732.690	6,536.628	4,178.189
Total: Police	195	3,823.347	159.140	0.000	3,982.487	6,742.733	4,225.457
Jails							
Housing							
ON-GOING SCHEMES	5	279.983	0.000	0.000	279.983	100.048	0.000
Total: Housing	5	279.983	0.000	0.000	279.983	100.048	0.000
Offices							
ON-GOING SCHEMES	27	1,476.440	0.000	0.000	1,476.440	650.564	586.011
NEW SCHEMES	5	315.000	0.000	0.000	315.000	390.000	350.000
Total: Offices	32	1,791.440	0.000	0.000	1,791.440	1,040.564	936.011
Total: Jails	37	2,071.423	0.000	0.000	2,071.423	1,140.612	936.011
Home							
NEW SCHEMES	1	0.000	20.000	0.000	20.000	200.000	175.651
Total:	1	0.000	20.000	0.000	20.000	200.000	175.651
Offices							
ON-GOING SCHEMES	16	403.719	62.012	0.000	465.731	435.462	261.697
NEW SCHEMES	3	25.381	49.567	0.000	74.948	0.000	0.000
Total: Offices	19	429.100	111.579	0.000	540.679	435.462	261.697
Total: Home	20	429.100	131.579	0.000	560.679	635.462	437.348
Judiciary							
Housing							
ON-GOING SCHEMES	12	346.465	0.000	0.000	346.465	3,758.943	3,858.943
NEW SCHEMES	3	44.135	0.000	0.000	44.135	30.000	0.000
Total: Housing	15	390.600	0.000	0.000	390.600	3,788.943	3,858.943
Offices							
ON-GOING SCHEMES	50	1,882.593	0.000	0.000	1,882.593	2,022.500	1,838.427
NEW SCHEMES	3	95.000	0.000	0.000	95.000	76.000	0.000
Total: Offices	53	1,977.593	0.000	0.000	1,977.593	2,098.500	1,838.427
Total: Judiciary	68	2,368.193	0.000	0.000	2,368.193	5,887.442	5,697.370
S&GAD							
Housing							
ON-GOING SCHEMES	10	285.305	20.451	0.000	305.756	212.785	79.414
NEW SCHEMES	6	45.900	0.000	0.000	45.900	24.090	0.000
Total: Housing	16	331.205	20.451	0.000	351.656	236.875	79.414

PUBLIC BUILDINGS: SUMMARY

(Million Rs.)

Type / Sub Sector	No. of Schemes	Provision for 2016-17				Projection for 2017-18	Projection for 2018-19
		Capital	Revenue	Foreign Aid	G. Total (Cap+Rev)		
Offices							
ON-GOING SCHEMES	15	253.100	51.242	0.000	304.342	828.259	554.701
NEW SCHEMES	4	22.601	0.000	0.000	22.601	20.000	0.000
Total: Offices	19	275.701	51.242	0.000	326.943	848.259	554.701
Total: S&GAD	35	606.906	71.693	0.000	678.599	1,085.134	634.115
<u>BOR</u>							
NEW SCHEMES	1	10.000	0.000	0.000	10.000	35.000	0.000
Total:	1	10.000	0.000	0.000	10.000	35.000	0.000
Offices							
ON-GOING SCHEMES	33	625.964	15.000	135.000	775.964	239.813	0.000
NEW SCHEMES	1	30.000	0.000	0.000	30.000	85.000	85.000
Total: Offices	34	655.964	15.000	135.000	805.964	324.813	85.000
Total: BOR	35	665.964	15.000	135.000	815.964	359.813	85.000
<u>Provincial Assembly</u>							
Offices							
ON-GOING SCHEMES	5	390.540	0.000	0.000	390.540	502.817	542.817
Total: Offices	5	390.540	0.000	0.000	390.540	502.817	542.817
Total: Provincial Assembly	5	390.540	0.000	0.000	390.540	502.817	542.817
<u>Law and Parliamentary Affairs</u>							
Offices							
ON-GOING SCHEMES	1	150.000	0.000	0.000	150.000	205.469	205.469
Total: Offices	1	150.000	0.000	0.000	150.000	205.469	205.469
Total: Law and Parliamentary Affairs	1	150.000	0.000	0.000	150.000	205.469	205.469
<u>Public Prosecution</u>							
Offices							
ON-GOING SCHEMES	1	32.802	0.000	0.000	32.802	0.000	0.000
NEW SCHEMES	3	22.142	0.000	0.000	22.142	14.707	0.000
Total: Offices	4	54.944	0.000	0.000	54.944	14.707	0.000
Total: Public Prosecution	4	54.944	0.000	0.000	54.944	14.707	0.000
<u>Governer House</u>							
Offices							
ON-GOING SCHEMES	4	115.253	0.000	0.000	115.253	0.000	0.000
Total: Offices	4	115.253	0.000	0.000	115.253	0.000	0.000
Total: Governer House	4	115.253	0.000	0.000	115.253	0.000	0.000
<u>TEVTA</u>							
Offices							
ON-GOING SCHEMES	1	13.918	0.000	0.000	13.918	0.000	0.000
Total: Offices	1	13.918	0.000	0.000	13.918	0.000	0.000
Total: TEVTA	1	13.918	0.000	0.000	13.918	0.000	0.000

PUBLIC BUILDINGS: SUMMARY

(Million Rs.)

Type / Sub Sector	No. of Schemes	Provision for 2016-17				Projection for 2017-18	Projection for 2018-19
		Capital	Revenue	Foreign Aid	G. Total (Cap+Rev)		
<u>P&D</u>							
Offices							
ON-GOING SCHEMES	1	100.000	0.000	0.000	100.000	115.528	115.528
NEW SCHEMES	1	50.000	0.000	0.000	50.000	50.000	0.000
Total: Offices	2	150.000	0.000	0.000	150.000	165.528	115.528
Total: P&D	2	150.000	0.000	0.000	150.000	165.528	115.528
<u>C&W</u>							
Offices							
ON-GOING SCHEMES	1	3.000	0.000	0.000	3.000	31.930	0.000
NEW SCHEMES	3	135.000	10.000	0.000	145.000	10.000	0.000
Total: Offices	4	138.000	10.000	0.000	148.000	41.930	0.000
Total: C&W	4	138.000	10.000	0.000	148.000	41.930	0.000
Grand Total	411	10,977.588	387.412	135.000	11,500.000	16,781.646	12,879.113

PUBLIC BUILDINGS

Police

(Million Rs.)

GS No	Scheme Information Approval Date / Location	Est. Cost	Accum. Exp June, 16	Provision for 2016-17			MTDF Projections		Throw fwd Beyond June, 2019
				Cap	Rev	G. Total (Cap+Rev)	2017-18	2018-19	
1	2	3	4	5	6	7	8	9	10
Police									
<u>ON-GOING SCHEMES</u>									
Housing									
3928	Construction of Barracks / Hostel for 250 students at Police College Sihala, Rawalpindi. Approved Rawalpindi	83.175	62.495	20.680	0.000	20.680	0.000	0.000	0.000
3929	Construction of 5 Nos. Houses for Lecturers (BS-17) at PC Sihala, District Rawalpindi. Approved Rawalpindi	18.681	14.360	4.321	0.000	4.321	0.000	0.000	0.000
3930	Construction of Barracks for Police Personnel at Lahore. 25-05-2015 Lahore	209.350	118.385	50.000	0.000	50.000	40.965	0.000	0.000
3931	Construction of Married Officers Residence (MOF) at PS Qila Gujjar Singh, Lahore. 18-11-2015 Lahore	227.342	168.317	20.000	0.000	20.000	39.025	0.000	0.000
3932	Addition/Alteration Bachelor Residences of Turkish Officials at EPTS, Bedian Road, Lahore. 21-12-2015 Lahore	27.440	19.319	8.121	0.000	8.121	0.000	0.000	0.000
3933	Construction of Residences (BS 1-10) at Lahore. 15-12-2014 Lahore	188.556	151.869	15.000	0.000	15.000	21.687	0.000	0.000
3934	Construction of 10 Nos. Barracks and 3 Nos. Hostels at Punjab Constabulary (PC), Lahore. 29-08-2005 Lahore	224.842	190.799	34.043	0.000	34.043	0.000	0.000	0.000
3935	Construction of Barracks, Hostels, Class Rooms Toilet Block and Mess Hall in PTS Multan. Approved Multan	103.993	90.339	13.654	0.000	13.654	0.000	0.000	0.000
3936	Installation of Sui-Gas connections at District Police Officer, Hqrs: SDP's Residences, Police Lines Offices, Residences and Barracks at Police Lines Vehari. Approved Vehari	13.034	8.747	4.287	0.000	4.287	0.000	0.000	0.000
Sub-Total: Housing		1,096.413	824.630	170.106	0.000	170.106	101.677	0.000	0.000

PUBLIC BUILDINGS

Police

(Million Rs.)

GS No	Scheme Information Approval Date / Location	Est. Cost	Accum. Exp June, 16	Provision for 2016-17			MTDF Projections		Throw fwd Beyond June, 2019
				Cap	Rev	G. Total (Cap+Rev)	2017-18	2018-19	
1	2	3	4	5	6	7	8	9	10

Offices

3937	Construction of New Police Station at Gujjar Khan, District Rawalpindi. Approved Rawalpindi	55.329	10.000	0.100	0.000	0.100	45.229	0.000	0.000
3938	Construction of Infrastructure for Counter Terrorism Department (CTD). Regional Office Rawalpindi 26-02-2016 Rawalpindi	339.884	0.000	87.000	0.000	87.000	126.442	126.442	0.000
3939	Construction of Police Training School, Rawat, District Rawalpindi. 25-05-2015 Rawalpindi	602.590	290.856	25.000	0.000	25.000	143.367	143.367	0.000
3940	Construction of PS City Rawalpindi. 26-01-2015 Rawalpindi	39.909	24.909	15.000	0.000	15.000	0.000	0.000	0.000
3941	Construction of PS Kotli Sattian District Rawalpindi. 26-01-2013 Rawalpindi	34.695	24.695	10.000	0.000	10.000	0.000	0.000	0.000
3942	Construction of PS Kahuta District Rawalpindi. 26-01-2013 Rawalpindi	39.881	28.499	11.382	0.000	11.382	0.000	0.000	0.000
3943	Construction of PS Murree District Rawalpindi. 03-02-2014 Rawalpindi	54.653	26.500	28.153	0.000	28.153	0.000	0.000	0.000
3944	Construction of Boundary Wall around (PC) Police Lines Rawat, Rawalpindi. 02-10-2014 Rawalpindi	24.156	23.537	0.619	0.000	0.619	0.000	0.000	0.000
3945	Construction of Urban PS Sadar Attock, District Attock. Approved Attock	113.630	5.000	0.100	0.000	0.100	54.265	54.265	0.000
3946	Construction of PS Hazro, District Attock. Approved Attock	112.722	5.000	0.100	0.000	0.100	53.811	53.811	0.000
3947	Construction of Riverine Posts in Attock. 17-12-2013 Attock	66.443	56.349	10.094	0.000	10.094	0.000	0.000	0.000
3948	Construction of PS City Talagang, District Chakwal. Approved Chakwal	91.520	5.000	0.100	0.000	0.100	43.210	43.210	0.000
3949	Construction of PS Choa Saidan Shah, District Chakwal. Approved Chakwal	109.978	5.000	0.100	0.000	0.100	52.439	52.439	0.000
3950	Construction of PS Urban Sadar, Jhelum. Approved Jhelum	110.724	8.000	0.100	0.000	0.100	51.312	51.312	0.000

PUBLIC BUILDINGS

Police

(Million Rs.)

GS No	Scheme Information Approval Date / Location	Est. Cost	Accum. Exp June, 16	Provision for 2016-17			MTDF Projections		Throw fwd Beyond June, 2019
				Cap	Rev	G. Total (Cap+Rev)	2017-18	2018-19	
1	2	3	4	5	6	7	8	9	10
3951	Construction of PS City, Jhelum. Approved Jhelum	96.383	8.000	0.100	0.000	0.100	44.142	44.142	0.000
3952	Construction of PS Shahpur City, District Sargodha. 02-10-2014 Sargodha	35.207	5.000	30.207	0.000	30.207	0.000	0.000	0.000
3953	Construction of PS Miani, District Sargodha. 02-10-2014 Sargodha	28.163	15.000	13.163	0.000	13.163	0.000	0.000	0.000
3954	Construction of PS Kot Momin, District Sargodha. Approved Sargodha	35.000	5.000	30.000	0.000	30.000	0.000	0.000	0.000
3955	Construction of PS Sillanwali, District Sargodha. Approved Sargodha	112.263	5.000	0.100	0.000	0.100	53.582	53.582	0.000
3956	Construction of Infrastructure for Counter Terrorism Department (CTD). Regional Office Sargodha 13-01-2016 Sargodha	317.133	30.000	83.000	0.000	83.000	102.067	102.067	0.000
3957	Construction of PS Sadar, District Sargodha. 02-10-2014 Sargodha	39.094	19.980	19.114	0.000	19.114	0.000	0.000	0.000
3958	Construction of PS Sahiwal, District Sargodha. 02-10-2014 Sargodha	35.333	22.000	13.333	0.000	13.333	0.000	0.000	0.000
3959	Construction of PS Jhawarian, District Sargodha. 20-10-2014 Sargodha	26.285	15.953	10.332	0.000	10.332	0.000	0.000	0.000
3960	Construction of PS City Jauharabad, District Khushab. Approved Khushab	155.818	5.000	0.100	0.000	0.100	75.359	75.359	0.000
3961	Construction of PS Mochh District Mianwali. 03-12-2012 Mianwali	26.706	24.206	2.500	0.000	2.500	0.000	0.000	0.000
3962	Construction of Riverine Posts in Mianwali. 28-08-2009 Mianwali	80.175	60.175	10.000	0.000	10.000	10.000	0.000	0.000
3963	Construction of PS Per Pehai, District Mianwali. 02-10-2014 Mianwali	28.669	24.000	4.669	0.000	4.669	0.000	0.000	0.000

PUBLIC BUILDINGS

Police

(Million Rs.)

GS No	Scheme Information Approval Date / Location	Est. Cost	Accum. Exp June, 16	Provision for 2016-17			MTDF Projections		Throw fwd Beyond June, 2019
				Cap	Rev	G. Total (Cap+Rev)	2017-18	2018-19	
1	2	3	4	5	6	7	8	9	10
3964	Construction of PS Daud Khel, District Mianwali. Approved Mianwali	54.830	5.000	30.000	0.000	30.000	19.830	0.000	0.000
3965	Construction of Infrastructure for Counter Terrorism Department (CTD). District Office Mianwali 23-12-2015 Mianwali	63.316	15.000	17.000	0.000	17.000	31.316	0.000	0.000
3966	Construction of Riverine Posts in Bhakkar. 29-11-2011 Bhakkar	35.592	33.535	2.057	0.000	2.057	0.000	0.000	0.000
3967	Construction of PS Behal, District Bhakkar. 02-10-2014 Bhakkar	38.047	29.000	9.047	0.000	9.047	0.000	0.000	0.000
3968	Construction of PS City Bhakkar, District Bhakkar. 02-10-2014 Bhakkar	36.322	22.000	14.322	0.000	14.322	0.000	0.000	0.000
3969	Construction of PS City Darya Khan, District Bhakkar. Approved Bhakkar	112.236	5.000	0.100	0.000	0.100	53.568	53.568	0.000
3970	Construction of Infrastructure for Counter Terrorism Department (CTD). District Office Bhakkar 23-12-2015 Bhakkar	94.112	15.000	26.000	0.000	26.000	53.112	0.000	0.000
3971	Construction/Establishment of Canine Unit at Chak No.198/RB, near Gut Wala, Faisalabad. 02-10-2014 Faisalabad	38.800	20.000	18.800	0.000	18.800	0.000	0.000	0.000
3972	Construction of Boundary Wall and 08 Nos. Watch Towers at PC Lines near Makuana, Jarranwala Road, Faisalabad. 02-10-2014 Faisalabad	39.498	20.522	18.976	0.000	18.976	0.000	0.000	0.000
3973	Construction of PS Nishatabad, District Faisalabad. Approved Faisalabad	147.240	5.000	30.000	0.000	30.000	56.120	56.120	0.000
3974	Construction of PS Civil Lines, District Faisalabad. Approved Faisalabad	145.246	5.000	30.000	0.000	30.000	55.123	55.123	0.000
3975	Construction of Infrastructure for Counter Terrorism Department (CTD). Regional Office Faisalabad 20-10-2015 Faisalabad	312.762	50.000	84.000	0.000	84.000	89.381	89.381	0.000

PUBLIC BUILDINGS

Police

(Million Rs.)

GS No	Scheme Information Approval Date / Location	Est. Cost	Accum. Exp June, 16	Provision for 2016-17			MTDF Projections		Throw fwd Beyond June, 2019
				Cap	Rev	G. Total (Cap+Rev)	2017-18	2018-19	
1	2	3	4	5	6	7	8	9	10
3976	Construction of Infrastructure for Counter Terrorism Department (CTD). District Office Jhang 08-12-2015 Jhang	93.036	15.000	26.000	0.000	26.000	52.036	0.000	0.000
3977	Construction of PS Chuttiana, District T.T Singh. Approved Toba Tek Singh	64.671	5.000	30.000	0.000	30.000	29.671	0.000	0.000
3978	Construction of PS Pir Mahal, District T.T Singh. Approved Toba Tek Singh	65.865	5.000	30.000	0.000	30.000	30.865	0.000	0.000
3979	Construction of Infrastructure for Counter Terrorism Department (CTD). District Office T.T. Singh 08-12-2015 Toba Tek Singh	102.687	15.000	27.000	0.000	27.000	30.344	30.344	0.000
3980	Construction of PS Peoples Colony at Satellite Town, District Gujranwala. Approved Gujranwala	81.399	5.000	30.000	0.000	30.000	46.399	0.000	0.000
3981	Construction of PS Qila Didar Singh, District Gujranwala. Approved Gujranwala	63.669	5.000	30.000	0.000	30.000	28.669	0.000	0.000
3982	Construction of PS City Kamoke, District Gujranwala. Approved Gujranwala	63.730	5.000	30.000	0.000	30.000	28.730	0.000	0.000
3983	Construction of PS Wahndo, District Gujranwala. Approved Gujranwala	54.015	5.000	30.000	0.000	30.000	19.015	0.000	0.000
3984	Construction of PS Kot Ladha, District Gujranwala. Approved Gujranwala	40.878	5.000	30.000	0.000	30.000	5.878	0.000	0.000
3985	Construction of Infrastructure for Counter Terrorism Department (CTD). Regional Office Gujranwala 20-10-2015 Gujranwala	339.326	50.000	89.000	0.000	89.000	100.163	100.163	0.000
3986	Construction of PS City Pindi Bhattian, District Hafizabad. 02-10-2014 Hafizabad	36.219	24.516	11.703	0.000	11.703	0.000	0.000	0.000
3987	Construction of PS City Hafizabad, District Hafizabad. 02-10-2014 Hafizabad	35.710	35.000	0.710	0.000	0.710	0.000	0.000	0.000
3988	Construction of PS Kassesay, District Hafizabad. 02-10-2014 Hafizabad	27.729	17.729	10.000	0.000	10.000	0.000	0.000	0.000

PUBLIC BUILDINGS

Police

(Million Rs.)

GS No	Scheme Information Approval Date / Location	Est. Cost	Accum. Exp June, 16	Provision for 2016-17			MTDF Projections		Throw fwd Beyond June, 2019
				Cap	Rev	G. Total (Cap+Rev)	2017-18	2018-19	
1	2	3	4	5	6	7	8	9	10
3989	Construction of Infrastructure for Counter Terrorism Department (CTD). District Office Hafizabad 23-12-2015 Hafizabad	108.524	15.000	29.000	0.000	29.000	32.262	32.262	0.000
3990	Construction of PS Tanda, District Gujrat. Approved Gujrat	29.932	5.000	0.100	0.000	0.100	24.832	0.000	0.000
3991	Construction of PS B-Division (Urban), District Gujrat. Approved Gujrat	18.135	5.000	0.100	0.000	0.100	13.035	0.000	0.000
3992	Construction of PS City Mandi Bahauddin, District M.B Din. Approved Mandi Bahauddin	114.044	5.000	0.100	0.000	0.100	54.472	54.472	0.000
3993	Construction of PS Pahrian Wali, District M.B Din. Approved Mandi Bahauddin	63.047	5.000	0.100	0.000	0.100	57.947	0.000	0.000
3994	Construction of PS Malikwal, District M.B Din. Approved Mandi Bahauddin	31.099	5.000	0.100	0.000	0.100	25.999	0.000	0.000
3995	Construction of PS Badiana District Sialkot. 26-01-2016 Sialkot	56.946	13.040	10.000	0.000	10.000	33.906	0.000	0.000
3996	Construction of PS Kotli Loharan, District Sialkot. Approved Sialkot	50.000	5.000	0.100	0.000	0.100	44.900	0.000	0.000
3997	Construction of PS City Shakargarh, District Narowal. Approved Narowal	113.490	5.000	0.100	0.000	0.100	54.195	54.195	0.000
3998	Construction of PS Ahmadabad, District Narowal. Approved Narowal	72.821	5.000	30.000	0.000	30.000	37.821	0.000	0.000
3999	Construction of PS Township, District Lahore. 19-11-2014 Lahore	24.338	17.015	7.323	0.000	7.323	0.000	0.000	0.000
4000	Construction of New Traffic Police Lines at Manawan, GT Road, Lahore. 21-05-2013 Lahore	298.275	285.764	12.511	0.000	12.511	0.000	0.000	0.000
4001	Construction of Hostel Building at Police School of Information & Analysis at Chung, Lahore. 02-10-2014 Lahore	107.797	47.000	30.000	0.000	30.000	30.797	0.000	0.000

PUBLIC BUILDINGS

Police

(Million Rs.)

GS No	Scheme Information Approval Date / Location	Est. Cost	Accum. Exp June, 16	Provision for 2016-17			MTDF Projections		Throw fwd Beyond June, 2019
				Cap	Rev	G. Total (Cap+Rev)	2017-18	2018-19	
1	2	3	4	5	6	7	8	9	10
4002	Construction of PS Akbari Gate, District Lahore. 02-10-2014 Lahore	41.420	35.681	5.739	0.000	5.739	0.000	0.000	0.000
4003	Establishment of Institutional Memory and knowledge management system to strengthen the capacity of the Punjab Police Organization and the Criminal Justice System, Lahore (none development). 27-05-2014 Lahore	140.000	110.000	0.000	10.000	10.000	20.000	0.000	0.000
4004	Construction of Auditorium for 1000 Persons at PTS Chung, Lahore. 26-01-2016 Lahore	74.312	71.890	2.422	0.000	2.422	0.000	0.000	0.000
4005	Establishment of Canine Unit at Bedian Road, Lahore. 26-01-2016 Lahore	43.653	29.707	13.946	0.000	13.946	0.000	0.000	0.000
4006	Construction of Traffic Police Lines No. 2, at Lahore. 11-09-15 Lahore	496.117	88.345	50.000	0.000	50.000	178.886	178.886	0.000
4007	Construction of Punjab Police Integrated Command, Control & Communication Centre (PP-IC3), at Qurban Lines, Lahore. 28-01-16 Lahore	515.984	319.842	50.000	0.000	50.000	73.071	73.071	0.000
4008	Construction of PS Badami Bagh, Lahore. Approved Lahore	53.549	5.000	30.000	0.000	30.000	18.549	0.000	0.000
4009	Construction of PS Gawalmandi, Lahore. Approved Lahore	44.875	5.000	30.000	0.000	30.000	9.875	0.000	0.000
4010	Construction of PS Qilla Gujjar Singh near Ghari Shahu, Lahore. Approved Lahore	140.581	5.000	30.000	0.000	30.000	52.791	52.791	0.000
4011	Addition /Alteration of police station in old Anarkali Lahore. Approved Lahore	15.100	15.000	0.100	0.000	0.100	0.000	0.000	0.000
4012	Construction of PS Chung Lahore. Approved Lahore	147.546	10.000	30.000	0.000	30.000	53.773	53.773	0.000
4013	Construction of PS Naulakha Lahore. Approved Lahore	50.000	10.000	30.000	0.000	30.000	10.000	0.000	0.000
4014	Construction of PS Lohari Gate Lahore. Approved Lahore	50.000	10.000	30.000	0.000	30.000	10.000	0.000	0.000

PUBLIC BUILDINGS

Police

(Million Rs.)

GS No	Scheme Information Approval Date / Location	Est. Cost	Accum. Exp June, 16	Provision for 2016-17			MTDF Projections		Throw fwd Beyond June, 2019
				Cap	Rev	G. Total (Cap+Rev)	2017-18	2018-19	
1	2	3	4	5	6	7	8	9	10
4015	Construction of PS Mozang Lahore. Approved Lahore	74.862	10.000	30.000	0.000	30.000	34.862	0.000	0.000
4016	Construction of PS Yakki Gate Lahore. Approved Lahore	80.811	10.000	30.000	0.000	30.000	40.811	0.000	0.000
4017	Construction of Infrastructure for Counter Terrorism Department (CTD). Provincial Head Quarter CTD Lahore. 26-02-2016 Lahore	1,215.233	150.000	350.000	0.000	350.000	357.617	357.617	0.000
4018	Construction of Offices of Dolphin Squad, Model Town & Cantt: Division and Centralized HQrs, Lahore 30-11-2015 Lahore	344.110	99.999	50.000	0.000	50.000	97.056	97.056	0.000
4019	Construction of Offices of Dolhpin Squad, Sadar Division, Lahore 04-11-2015 Lahore	164.672	71.000	30.000	0.000	30.000	31.836	31.836	0.000
4020	Construction of Dolphin Police Lines at Sabzazar Lahore 26-11-2015 Lahore	139.707	63.643	30.000	0.000	30.000	46.064	0.000	0.000
4021	Establishment of Dolphine PS at Saggian Lahore 18-01-2016 Lahore	183.569	30.000	50.000	0.000	50.000	51.785	51.785	0.000
4022	Construction of Canine setup at Special Branch, Sheikhpura Region. 27-03-2015 Sheikhpura	29.277	15.000	14.277	0.000	14.277	0.000	0.000	0.000
4023	Construction of PS Factory Area, District Sheikhpura. Approved Sheikhpura, Shiekhupura	30.000	5.000	0.100	0.000	0.100	24.900	0.000	0.000
4024	Construction of Infrastructure for Counter Terrorism Department (CTD). Regional Office Sheikhpura 08-12-2015 Sheikhpura	197.913	50.000	53.000	0.000	53.000	47.457	47.457	0.000
4025	Construction of PS City Sangla Hill, District Nankana Sahib. 05-06-2015 Nankana Sahib	36.921	16.000	20.921	0.000	20.921	0.000	0.000	0.000
4026	Construction of PS Sadar Sangla Hill, District Nankana Sahib. 05-06-2015 Nankana Sahib	36.921	15.000	21.921	0.000	21.921	0.000	0.000	0.000
4027	Construction of PS City Shahkot, District Nankan Sahib. Approved Nankana Sahib	83.100	5.000	0.100	0.000	0.100	39.000	39.000	0.000

PUBLIC BUILDINGS

Police

(Million Rs.)

GS No	Scheme Information Approval Date / Location	Est. Cost	Accum. Exp June, 16	Provision for 2016-17			MTDF Projections		Throw fwd Beyond June, 2019
				Cap	Rev	G. Total (Cap+Rev)	2017-18	2018-19	
1	2	3	4	5	6	7	8	9	10
4028	Construction of PS Ganda Singh Wala, District Kasur. Approved Kasur	56.936	5.000	0.100	0.000	0.100	51.836	0.000	0.000
4029	Construction of PS City Chunian, District Kasur. Approved Kasur	113.638	5.000	0.100	0.000	0.100	54.269	54.269	0.000
4030	Construction of PS Changa Manga, District Kasur. Approved Kasur	50.256	5.000	0.100	0.000	0.100	45.156	0.000	0.000
4031	Construction of PS Allahabad, District Kasur. Approved Kasur	54.389	5.000	0.100	0.000	0.100	49.289	0.000	0.000
4032	Construction of PS Mandi Ahmadabad, District Okara. 23-10-2011 Okara	31.209	17.749	13.460	0.000	13.460	0.000	0.000	0.000
4033	Construction of PS Basir Pur Okara. Approved Okara	56.201	10.000	30.000	0.000	30.000	16.201	0.000	0.000
4034	Construction of PS Haveli Lakha Okara. Approved Okara	54.052	10.000	0.100	0.000	0.100	43.952	0.000	0.000
4035	Construction of Ps Chorista Mian Khan Okara. Approved Okara	54.734	5.000	30.000	0.000	30.000	19.734	0.000	0.000
4036	Construction of New Building of PS Bahadur Shah, District Sahiwal. 02-10-2014 Sahiwal	26.348	15.000	11.348	0.000	11.348	0.000	0.000	0.000
4037	Construction of PS Dera Rahim, District Sahiwal. 02-10-2014 Sahiwal	25.668	15.000	10.668	0.000	10.668	0.000	0.000	0.000
4038	Construction of PS Shah Kot, District Sahiwal. 02-10-2014 Sahiwal	28.998	20.000	8.998	0.000	8.998	0.000	0.000	0.000
4039	Construction of PS Ghaziabad, District Sahiwal. Approved Sahiwal	55.268	5.000	0.100	0.000	0.100	50.168	0.000	0.000
4040	Construction of PS Harappa, District Sahiwal. Approved Sahiwal	54.130	5.000	0.100	0.000	0.100	49.030	0.000	0.000

PUBLIC BUILDINGS

Police

(Million Rs.)

GS No	Scheme Information Approval Date / Location	Est. Cost	Accum. Exp June, 16	Provision for 2016-17			MTDF Projections		Throw fwd Beyond June, 2019
				Cap	Rev	G. Total (Cap+Rev)	2017-18	2018-19	
1	2	3	4	5	6	7	8	9	10
4041	Construction of PS Okan Wala Bangla, District Sahiwal. Approved Sahiwal	54.007	4.520	0.100	0.000	0.100	49.387	0.000	0.000
4042	Construction of Infrastructure for Counter Terrorism Department (CTD), Regional Office Sahiwal 26-02-2016 Sahiwal	361.569	30.000	92.000	0.000	92.000	119.785	119.785	0.000
4043	Construction of PS Ahmad Yar, District Pakpattan. Approved Pakpattan	58.867	5.000	0.100	0.000	0.100	53.767	0.000	0.000
4044	Construction of PS Outab Pur, District Multan. Approved Multan	145.368	5.000	0.100	0.000	0.100	70.134	70.134	0.000
4045	Construction of Infrastructure for Counter Terrorism Department (CTD), Regional Office Multan 20-10-2015 Multan	321.417	50.000	84.000	0.000	84.000	93.709	93.709	0.000
4046	Construction of PS Sadar Kehror Pacca, District Lodhran. 02-10-2014 Lodhran	37.777	20.000	17.777	0.000	17.777	0.000	0.000	0.000
4047	Construction of PS Dhanote, District Lodhran. Approved Lodhran	53.015	5.000	30.000	0.000	30.000	18.015	0.000	0.000
4048	Construction of Boundary Wall of District Police Lines Multan and DPO Office Khanewal. 02-10-2014 Khanewal	30.233	19.000	11.233	0.000	11.233	0.000	0.000	0.000
4049	Construction of PS Mian Channu, (Urban) District Khanewal. Approved Khanewal	114.358	5.000	0.100	0.000	0.100	54.629	54.629	0.000
4050	Construction of PS Sadar Vehari, District Vehari. Approved Vehari	112.272	5.000	0.100	0.000	0.100	53.586	53.586	0.000
4051	Construction of PS Thingi, District Vehari. Approved Vehari	30.000	5.000	0.100	0.000	0.100	24.900	0.000	0.000
4052	Construction of PS Tibba Sultan Pur, District Vehari. Approved Vehari	54.000	5.000	0.100	0.000	0.100	48.900	0.000	0.000
4053	Construction of PS Gagoo, District Vehari. Approved Vehari	57.405	5.000	0.100	0.000	0.100	52.305	0.000	0.000

PUBLIC BUILDINGS

Police

(Million Rs.)

GS No	Scheme Information Approval Date / Location	Est. Cost	Accum. Exp June, 16	Provision for 2016-17			MTDF Projections		Throw fwd Beyond June, 2019
				Cap	Rev	G. Total (Cap+Rev)	2017-18	2018-19	
1	2	3	4	5	6	7	8	9	10
4054	Construction of PS Model Town Burewala, District Vehari. Approved Vehari	111.872	5.000	0.100	0.000	0.100	53.386	53.386	0.000
4055	Construction of PS Fateh Shah, District Vehari. Approved Vehari	56.946	5.000	0.100	0.000	0.100	51.846	0.000	0.000
4056	Construction of Infrastructure for Counter Terrorism Department (CTD). District Office Vehari 23-12-2015 Vehari	105.975	15.000	28.000	0.000	28.000	31.488	31.488	0.000
4057	Construction of Riverine Posts in Dera Ghazi Khan. 10-02-2016 Dera Ghazi Khan	124.279	38.197	25.000	0.000	25.000	30.541	30.541	0.000
4058	Construction of PS Kot Chutta, District D.G Khan. Approved Dera Ghazi Khan	51.785	5.000	30.000	0.000	30.000	16.785	0.000	0.000
4059	Construction of PS Retra, District D.G Khan. Approved Dera Ghazi Khan	54.795	5.000	30.000	0.000	30.000	19.795	0.000	0.000
4060	Construction of PS Vehova, District D.G Khan. Approved Dera Ghazi Khan	54.247	5.000	0.100	0.000	0.100	49.147	0.000	0.000
4061	Construction of Infrastructure for Counter Terrorism Department (CTD). Regional Office D.G. Khan 20-10-2015 Dera Ghazi Khan	268.913	50.000	71.000	0.000	71.000	73.957	73.957	0.000
4062	Construction of PS Jampur, District Rajanpur. Approved RajanPur	107.495	5.000	0.100	0.000	0.100	51.198	51.198	0.000
4063	Construction of PS Muhammad Pur, District Rajanpur. Approved RajanPur	53.806	5.000	0.100	0.000	0.100	48.706	0.000	0.000
4064	Construction of PS Haji Pur, District Rajanpur. Approved RajanPur	53.104	5.000	0.100	0.000	0.100	48.004	0.000	0.000
4065	Construction of PS Rojhan, District Rajanpur. Approved RajanPur	52.152	5.000	0.100	0.000	0.100	47.052	0.000	0.000
4066	Construction of PS Bangla Ichha, District Rajanpur. Approved RajanPur	53.702	5.000	30.000	0.000	30.000	18.702	0.000	0.000

PUBLIC BUILDINGS

Police

(Million Rs.)

GS No	Scheme Information Approval Date / Location	Est. Cost	Accum. Exp June, 16	Provision for 2016-17			MTDF Projections		Throw fwd Beyond June, 2019
				Cap	Rev	G. Total (Cap+Rev)	2017-18	2018-19	
1	2	3	4	5	6	7	8	9	10
4067	Construction of PS Khundai, District Muzaffargarh. 02-10-2014 Muzaffargarh	29.600	17.151	12.449	0.000	12.449	0.000	0.000	0.000
4068	Construction of PS Mehmood Kot, District Muzaffargarh. 02-10-2014 Muzaffargarh	29.407	13.000	16.407	0.000	16.407	0.000	0.000	0.000
4069	Construction of PS Shaher Sultan, District Muzaffargarh. 02-10-2014 Muzaffargarh	29.979	20.000	9.979	0.000	9.979	0.000	0.000	0.000
4070	Construction of PS Seetpur, District Muzaffargarh. 02-10-2014 Muzaffargarh	29.776	17.000	12.776	0.000	12.776	0.000	0.000	0.000
4071	Construction of PS Khair Pur Sadaat, District Muzaffargarh. 02-10-2014 Muzaffargarh	29.379	20.000	9.379	0.000	9.379	0.000	0.000	0.000
4072	Construction of PS Shah Jamal, District Muzaffargarh. 02-10-2014 Muzaffargarh	28.030	20.030	8.000	0.000	8.000	0.000	0.000	0.000
4073	Construction of PS Karam Dad Qureshi, District Muzaffargarh. 02-10-2014 Muzaffargarh	29.407	20.000	9.407	0.000	9.407	0.000	0.000	0.000
4074	Construction of Riverine Posts in Muzaffargarh. 05-01-2015 Muzaffargarh	135.913	83.817	25.000	0.000	25.000	27.096	0.000	0.000
4075	Construction of Infrastructure for Counter Terrorism Department (CTD). District Office Muzaffar Garh 23-12-2015 Muzaffargarh	125.126	15.000	34.000	0.000	34.000	38.063	38.063	0.000
4076	Construction of PS Kot Sultan, District Layyah. 02-10-2014 Layyah	28.204	15.000	13.204	0.000	13.204	0.000	0.000	0.000
4077	Construction of PS Choubara, District Layyah. 02-10-2014 Layyah	27.438	20.038	7.400	0.000	7.400	0.000	0.000	0.000
4078	Construction of PS Peer Jaggi, District Layyah. Approved Layyah	52.694	5.000	30.000	0.000	30.000	17.694	0.000	0.000
4079	Construction of Infrastructure for Counter Terrorism Department (CTD). District Office Layyah 23-12-2015 Layyah	97.891	15.000	26.000	0.000	26.000	56.891	0.000	0.000

PUBLIC BUILDINGS

Police

(Million Rs.)

GS No	Scheme Information Approval Date / Location	Est. Cost	Accum. Exp June, 16	Provision for 2016-17			MTDF Projections		Throw fwd Beyond June, 2019
				Cap	Rev	G. Total (Cap+Rev)	2017-18	2018-19	
1	2	3	4	5	6	7	8	9	10
4080	Construction of Infrastructure for Counter Terrorism Department (CTD). Regional Office Bahawalpur 20-10-2015 Bahawalpur	367.710	50.000	96.000	0.000	96.000	110.855	110.855	0.000
4081	Construction of PS Dunga Bunga, District Bahawalnagar. 02-10-2014 Bahawalnagar	28.434	13.434	15.000	0.000	15.000	0.000	0.000	0.000
4082	Construction of PS Dahrnawala Bahawalnagar. Approved Bahawalnagar	58.116	10.000	30.000	0.000	30.000	18.116	0.000	0.000
4083	Construction of PS Mecload ganj Bahawalnagar. Approved Bahawalnagar	56.141	10.000	0.100	0.000	0.100	46.041	0.000	0.000
4084	Construction of PS Marot, District Bahawalnagar. Approved Bahawalnagar	55.990	5.000	0.100	0.000	0.100	50.890	0.000	0.000
4085	Construction of Police Station B Division Chishtian City, District Bahawalnagar Approved Bahawalnagar	30.000	10.000	0.100	0.000	0.100	19.900	0.000	0.000
4086	Construction of Riverine Posts in Rahim Yar Khan. 02-05-2012 Rahim Yar Khan	126.932	50.080	40.000	0.000	40.000	36.852	0.000	0.000
4087	Construction of PS C-Division R.Y. Khan. Approved Rahim Yar Khan	30.000	10.000	0.100	0.000	0.100	19.900	0.000	0.000
4088	Construction of PS Iqbal Abad, District R.Y Khan. Approved Rahim Yar Khan	53.240	5.000	0.100	0.000	0.100	48.140	0.000	0.000
4089	Construction of Infrastructure for Counter Terrorism Department (CTD). District Office R.Y. Khan. 10-15-2016 Rahim Yar Khan	86.406	0.000	22.000	0.000	22.000	32.203	32.203	0.000
4090	Construction of PS Langrana, District Chiniot. Approved Chiniot	59.582	5.000	30.000	0.000	30.000	24.582	0.000	0.000
4091	Construction of Infrastructure for Counter Terrorism Department (CTD). District Office Chiniot 08-12-2015 Chiniot	56.935	15.000	16.000	0.000	16.000	25.935	0.000	0.000

PUBLIC BUILDINGS

Police

(Million Rs.)

GS No	Scheme Information Approval Date / Location	Est. Cost	Accum. Exp June, 16	Provision for 2016-17			MTDF Projections		Throw fwd Beyond June, 2019
				Cap	Rev	G. Total (Cap+Rev)	2017-18	2018-19	
1	2	3	4	5	6	7	8	9	10
4092	Construction of new Stable at Police Training College, Lahore, Elite Training school Lahore, Police line Multan, DPO office sargodha, Police line Sahiwal. Approved Punjab	60.298	17.950	42.348	0.000	42.348	0.000	0.000	0.000
Sub-Total: Offices		15,501.773	3,765.853	3,222.774	10.000	3,232.774	5,326.454	3,176.692	0.000
Sub-Total: ON-GOING SCHEMES		16,598.186	4,590.483	3,392.880	10.000	3,402.880	5,428.131	3,176.692	0.000
<u>NEW SCHEMES</u>									
Housing									
4093	Completion of Residence of DPO Jhelum Un-Approved Jhelum	20.399	0.000	20.399	0.000	20.399	0.000	0.000	0.000
4094	Construction of Admin Block, Double story Barracks (Hostels) Mess hall at PTS Farooqabad. District Shiekhpura. Un-Approved Sheikhpura	77.160	0.000	20.000	0.000	20.000	57.160	0.000	0.000
4095	Construction of CPO House Multan Un-Approved Multan	19.069	0.000	19.069	0.000	19.069	0.000	0.000	0.000
4096	Construction of Residence of DPO District Rajanpur Un-Approved Rajanpur	14.760	0.000	14.760	0.000	14.760	0.000	0.000	0.000
4097	Construction, Addition Alteration and Provision of Missing Facilities in the Police Residences in Punjab Un-Approved Punjab	100.000	0.000	5.463	0.000	5.463	47.268	47.268	0.000
Sub-Total: Housing		231.388	0.000	79.691	0.000	79.691	104.428	47.268	0.000
Offices									
4098	Construction of Offices and Residential Accommodation for City Traffic Police Officers at Murree Un-Approved Rawalpindi	71.167	0.000	10.000	0.000	10.000	30.584	30.584	0.000
4099	Construction of PS, City Hassanabdal, District Attock Un-Approved Attock	4.551	0.000	0.000	4.551	4.551	0.000	0.000	0.000
4100	Purchase of Land for Construction of Remote Search Park, Bhakkar. Un-Approved Bhakkar	24.000	0.000	0.000	24.000	24.000	0.000	0.000	0.000
4101	Construction of PS Gulshan e Ravi Lahore Un-Approved Lahore	30.200	0.000	0.000	30.200	30.200	0.000	0.000	0.000

PUBLIC BUILDINGS

Police

(Million Rs.)

GS No	Scheme Information Approval Date / Location	Est. Cost	Accum. Exp June, 16	Provision for 2016-17			MTDF Projections		Throw fwd Beyond June, 2019
				Cap	Rev	G. Total (Cap+Rev)	2017-18	2018-19	
1	2	3	4	5	6	7	8	9	10
4102	Construction of PS Faisal Town, Lahore Un-Approved Lahore	20.400	0.000	0.000	20.400	20.400	0.000	0.000	0.000
4103	Construction of Lines / Training School for Close Protection Unit (Dolphin) at Township, Lahore Un-Approved Lahore	450.000	0.000	10.000	5.000	15.000	217.500	217.500	0.000
4104	Construction of New CCPO Building / Complex at DIG Operations Office Lahore Un-Approved Lahore	309.919	0.000	60.000	0.000	60.000	124.960	124.960	0.000
4105	Construction of Police Station Liaqat Abad Lahore. Un-Approved Lahore	20.100	0.000	11.963	0.000	11.963	8.137	0.000	0.000
4106	Construction of Admin Block, (Offices) for Battalion Commander Battalion No. 1 PC Abbas Lines Lahore Un-Approved Lahore	132.276	0.000	20.000	0.000	20.000	56.138	56.138	0.000
4107	Construction of Bondary wall Tuff Tiles and Parking shed at Oilla Gujar Singh Lahore. Un-Approved Lahore	9.922	0.000	9.922	0.000	9.922	0.000	0.000	0.000
4108	Construction of Investigation Building in Old Anarkali Lahore. Un-Approved Lahore	190.000	0.000	6.335	0.000	6.335	91.833	91.833	0.000
4109	Construction of Auditorium Hall, Barracks and Admin Office at Police Line Qila Gujar Singh Lahore. Un-Approved Lahore	125.000	0.000	5.513	0.000	5.513	119.487	0.000	0.000
4110	Construction, Addition, Alteration and Provision of Missing Facilites in PC Punjab. Un-Approved Lahore	177.000	0.000	2.057	0.000	2.057	87.472	87.472	0.000
4111	Construction, Addition, Alteration and Provision of Missing Facilities in Police Training Institute in Punjab. Un-Approved Lahore	116.000	0.000	16.498	0.000	16.498	49.751	49.751	0.000
4112	Construction of PS Gulshan Iqbal Lahore. Un-Approved Lahore	20.500	0.000	0.000	3.311	3.311	17.189	0.000	0.000
4113	Construction of Sport Gymnasium & Library at PTC Lahore Un-Approved Lahore	100.772	0.000	25.000	0.000	25.000	37.886	37.886	0.000

PUBLIC BUILDINGS

Police

(Million Rs.)

GS No	Scheme Information Approval Date / Location	Est. Cost	Accum. Exp June, 16	Provision for 2016-17			MTDF Projections		Throw fwd Beyond June, 2019
				Cap	Rev	G. Total (Cap+Rev)	2017-18	2018-19	
1	2	3	4	5	6	7	8	9	10
4114	Capacity Strengthening for project Development/ Managment of Police Department. 10-05-2016 Lahore	68.000	0.000	0.000	22.000	22.000	23.000	23.000	0.000
4115	Purchase of Land from LDA Workshop for Enhancing Scurity of Qurban Line LHR. Un-Approved Lahore	8.000	0.000	0.000	1.000	1.000	7.000	0.000	0.000
4116	Construction of RPO Office at Sheikhpura. Un-Approved Sheikhpura	160.000	0.000	13.707	0.000	13.707	73.146	73.146	0.000
4117	Purchase Land & Construction of PS Seetal Mari Multan Un-Approved Multan	38.678	0.000	0.000	38.678	38.678	0.000	0.000	0.000
4118	Construction of Buildings for Police Wireless Training School, Bahawalpur Un-Approved Bahawalpur	290.994	0.000	39.537	0.000	39.537	125.728	125.728	0.000
4119	Allocation and completion of Unfunded Schemes Approved Punjab	440.608	372.327	68.281	0.000	68.281	0.000	0.000	0.000
4120	Construction, Addition Alteration and Provision of Missing Facilities in District Police Lines and RPO, DPO Offices in Punjab. Un-Approved Punjab	187.000	0.000	20.000	0.000	20.000	83.500	83.500	0.000
4121	Construction of Police Post in Punjab . Un-Approved Punjab	47.852	0.000	11.963	0.000	11.963	35.889	0.000	0.000
4122	Construction of SP Investigation and SDPO Offices and Residencies in Punjab. Un-Approved Punjab	40.975	0.000	20.000	0.000	20.000	20.975	0.000	0.000
Sub-Total: Offices		3,083.914	372.327	350.776	149.140	499.916	1,210.174	1,001.497	0.000
Sub-Total: NEW SCHEMES		3,315.302	372.327	430.467	149.140	579.607	1,314.602	1,048.765	0.000
Total: Police		19,913.488	4,962.810	3,823.347	159.140	3,982.487	6,742.733	4,225.457	0.000

Jails

ON-GOING SCHEMES

Housing

4123	Construction of 05 Nos. Residences for Assistant Superintendent at District Jail, Shahpur Approved Sargodha , Shahpur	20.334	10.334	10.000	0.000	10.000	0.000	0.000	0.000
------	--	--------	--------	--------	-------	--------	-------	-------	-------

PUBLIC BUILDINGS

Jails

(Million Rs.)

GS No	Scheme Information Approval Date / Location	Est. Cost	Accum. Exp June, 16	Provision for 2016-17			MTDF Projections		Throw fwd Beyond June, 2019
				Cap	Rev	G. Total (Cap+Rev)	2017-18	2018-19	
1	2	3	4	5	6	7	8	9	10
4124	Construction of 20 Bedded Unit for the treatment of drug addicts at Central Jail, Lahore. Approved Lahore	24.983	5.000	19.983	0.000	19.983	0.000	0.000	0.000
4125	Construction of Barrackes and Cells in Each jail of Punjab Approved Punjab	183.623	83.623	75.000	0.000	75.000	25.000	0.000	0.000
4126	Construction of Single Warder (Double Storey) for 120 warders at 22 Jails (one each) Approved Punjab	196.024	95.976	75.000	0.000	75.000	25.048	0.000	0.000
4127	Construction of 28 Nos. Residences (Double Storey) for BS-1 to 10 for warders at 23 Jails (One each) Approved Punjab	303.977	153.977	100.000	0.000	100.000	50.000	0.000	0.000
Sub-Total: Housing		728.941	348.910	279.983	0.000	279.983	100.048	0.000	0.000
Offices									
4128	Construction of High Security Prison in Northern Punjab at Mianwali Approved Mianwali	891.000	377.177	198.000	0.000	198.000	157.912	157.912	0.000
4129	Provision of missing facilities of under construction District Jail, Bhakkar Approved Bhakkar	121.208	7.500	10.000	0.000	10.000	51.854	51.854	0.000
4130	Construction of 32 Nos. Death Cells at Central Jail, Faisalabad Approved Faisalabad	15.036	10.036	5.000	0.000	5.000	0.000	0.000	0.000
4131	Construction of Boundary wall around B.I.&J. Jail, Faisalabad Approved Faisalabad	15.905	2.714	13.191	0.000	13.191	0.000	0.000	0.000
4132	Improvement and replacement of walls / cells / roofs at DJ Jhang Approved Jhang	24.802	10.000	14.802	0.000	14.802	0.000	0.000	0.000
4133	Construction of District Jail Hafizabad Approved Hafizabad	1,402.718	1,211.230	191.488	0.000	191.488	0.000	0.000	0.000
4134	Construction of District Jail Narowal Approved Narowal	1,055.191	1,009.764	45.427	0.000	45.427	0.000	0.000	0.000
4135	Construction of Security Wall around District Jail, Lahore Approved Lahore , Lahore'	28.325	27.325	1.000	0.000	1.000	0.000	0.000	0.000

PUBLIC BUILDINGS

Jails

(Million Rs.)

GS No	Scheme Information Approval Date / Location	Est. Cost	Accum. Exp June, 16	Provision for 2016-17			MTDF Projections		Throw fwd Beyond June, 2019
				Cap	Rev	G. Total (Cap+Rev)	2017-18	2018-19	
1	2	3	4	5	6	7	8	9	10
4136	Installation of Electric Barrier / gate for restriction of vehicles entrance at Inspectorate of Prisons Punjab, Lahore Approved Lahore	9.554	3.268	6.286	0.000	6.286	0.000	0.000	0.000
4137	Construction of District Jail Okara NRP. Approved Okara	17.254	10.000	7.254	0.000	7.254	0.000	0.000	0.000
4138	Provision of missing facilities of under construction District Jail, Okara Approved Okara	173.364	12.000	10.000	0.000	10.000	75.682	75.682	0.000
4139	Establishment of Punjab Prisons staff training college at Sahiwal Approved Sahiwal	648.776	223.438	100.000	0.000	100.000	162.669	162.669	0.000
4140	Provision of missing facilities of under construction District Jail, Pakpattan Approved Pakpattan	65.053	7.500	30.000	0.000	30.000	27.553	0.000	0.000
4141	Replacement of muddy partition between barracks and a circular enclosure wall around the confinement area at District Jail, Multan Approved Multan	29.555	19.555	10.000	0.000	10.000	0.000	0.000	0.000
4142	Construction of District Jail Lodhran Approved Lodhran	926.301	726.301	200.000	0.000	200.000	0.000	0.000	0.000
4143	Construction of District Jail Khanewal Approved Khanewal, Khenewal	1,165.432	865.432	300.000	0.000	300.000	0.000	0.000	0.000
4144	Construction of District Jail Rajanpur Approved Rajanpur	899.800	829.808	69.992	0.000	69.992	0.000	0.000	0.000
4145	Missing facilities of district jail layyah (NRP) Approved Layyah	69.128	32.128	20.000	0.000	20.000	17.000	0.000	0.000
4146	Construction of Central Watch Towers in 10 Jails of Punjab i.e. Central Jail Bahawalpur etc. Approved BahawalPur	47.388	45.388	2.000	0.000	2.000	0.000	0.000	0.000
4147	Construction of Main Perimeter Wall and watch towers at B.I.&J. Jail, Bahawalpur Approved BahawalPur	65.372	45.372	20.000	0.000	20.000	0.000	0.000	0.000
4148	Construction of Boundary wall around district jail Shahpur Approved Punjab	32.798	27.798	5.000	0.000	5.000	0.000	0.000	0.000

PUBLIC BUILDINGS

Jails

(Million Rs.)

GS No	Scheme Information Approval Date / Location	Est. Cost	Accum. Exp June, 16	Provision for 2016-17			MTDF Projections		Throw fwd Beyond June, 2019
				Cap	Rev	G. Total (Cap+Rev)	2017-18	2018-19	
1	2	3	4	5	6	7	8	9	10
4149	Water Filtration Plant in all Punjab Jails Approved Punjab	119.607	9.782	30.000	0.000	30.000	39.913	39.913	0.000
4150	Allocation for completion of Incomplete / Unfunded Schemes under Jail sector Approved Punjab	100.000	50.000	50.000	0.000	50.000	0.000	0.000	0.000
4151	Replacement of rehabilitation / replacement of sewerage system at Punjab Jails Approved Punjab	15.000	13.000	2.000	0.000	2.000	0.000	0.000	0.000
4152	Construction of proper firing range at four Jails i.e. Central Jail, Lahore, Multan, Faisalabad & Rawalpindi Approved Punjab	70.000	15.000	40.000	0.000	40.000	15.000	0.000	0.000
4153	Provision of 1/2 cusic turbine Pump, boring , construction of Pump Chamber and wtaer supply at Punjab Jails. Approved Punjab	40.000	20.000	15.000	0.000	15.000	5.000	0.000	0.000
4154	Conversion of 45 Judicial Lock-ups into Sub Jail Approved Punjab	298.463	22.500	80.000	0.000	80.000	97.982	97.982	0.000
Sub-Total: Offices		8,347.030	5,634.016	1,476.440	0.000	1,476.440	650.564	586.011	0.000
Sub-Total: ON-GOING SCHEMES		9,075.971	5,982.926	1,756.423	0.000	1,756.423	750.612	586.011	0.000
<u>NEW SCHEMES</u>									
Offices									
4155	Construction of District Jail Rawalpindi (NRP) Un-Approved Rawalpindi	500.000	0.000	150.000	0.000	150.000	175.000	175.000	0.000
4156	Construction of New District Jail lahore (NRP) Un-Approved Lahore	500.000	0.000	150.000	0.000	150.000	175.000	175.000	0.000
4157	Extension/Expansion of Inspectorate of Prisons, Punjab, lahore Un-Approved Lahore	50.000	0.000	10.000	0.000	10.000	40.000	0.000	0.000
4158	Construction of Wall upto 10 Feet high at both sides of aproach road of District Jail, Pakpattan Un-Approved Pakpattan	3.000	0.000	3.000	0.000	3.000	0.000	0.000	0.000
4159	Construction of Gallows at Punjab Jails Un-Approved Punjab	2.000	0.000	2.000	0.000	2.000	0.000	0.000	0.000
Sub-Total: Offices		1,055.000	0.000	315.000	0.000	315.000	390.000	350.000	0.000

PUBLIC BUILDINGS

Jails

(Million Rs.)

GS No	Scheme Information Approval Date / Location	Est. Cost	Accum. Exp June, 16	Provision for 2016-17			MTDF Projections		Throw fwd Beyond June, 2019
				Cap	Rev	G. Total (Cap+Rev)	2017-18	2018-19	
1	2	3	4	5	6	7	8	9	10
Sub-Total: NEW SCHEMES		1,055.000	0.000	315.000	0.000	315.000	390.000	350.000	0.000
Total: Jails		10,130.971	5,982.926	2,071.423	0.000	2,071.423	1,140.612	936.011	0.000
Home									
<u>ON-GOING SCHEMES</u>									
Offices									
4160	Child Protection Institution, Sargodha 05-09-2015 Sargodha	194.348	5.000	85.000	10.739	95.739	46.805	46.805	0.000
4161	Child Protection Institution, Faisalabad 06-01-2016 Faisalabad	198.547	10.000	40.000	4.452	44.452	72.048	72.048	0.000
4162	Provision of Toilet Facilities (460) at Central Jail, Lahore (Jail Reform SDI) Approved Lahore	25.816	16.042	9.774	0.000	9.774	0.000	0.000	0.000
4163	Missing Facilities in High Security Prisons, Sahiwal in Southern Punjab (one at Sahiwal) Approved Sahiwal	191.615	118.362	15.000	0.000	15.000	58.253	0.000	0.000
4164	Child Protection Institute, Sahiwal 09-10-2014 Sahiwal	108.794	29.400	50.000	0.000	50.000	29.394	0.000	0.000
4165	Conversion of Judicial Lock-up into Sub Jail at Shujabad District Jail, Multan Approved Multan	119.104	40.000	10.000	0.000	10.000	34.552	34.552	0.000
4166	Child Protection Institution, Multan 09-12-2015 Multan	194.889	5.000	40.000	13.755	53.755	68.067	68.067	0.000
4167	Strengthening of BMP in DG Khan one at Lakha Tuman Khosa Approved Dera Ghazi Khan	14.300	7.500	6.800	0.000	6.800	0.000	0.000	0.000
4168	Strengthening of BMP in DG Khan one at Kashoba Tuman Gorchani Approved Dera Ghazi Khan	14.300	7.500	6.800	0.000	6.800	0.000	0.000	0.000
4169	Child Protection Institute, DG. Khan 29-01-2014 Dera Ghazi Khan	150.449	10.000	60.000	0.000	60.000	40.225	40.225	0.000
4170	Strengthening of BMP in Rajanpur one at Harrand Tumun Gorchani Approved RajanPur	15.577	2.500	13.077	0.000	13.077	0.000	0.000	0.000
4171	Strengthening of BMP in Rajanpur one at Kot Rum Tumun Gorchani Approved RajanPur	15.528	2.500	3.028	0.000	3.028	10.000	0.000	0.000

PUBLIC BUILDINGS

Home

(Million Rs.)

GS No	Scheme Information Approval Date / Location	Est. Cost	Accum. Exp June, 16	Provision for 2016-17			MTDF Projections		Throw fwd Beyond June, 2019
				Cap	Rev	G. Total (Cap+Rev)	2017-18	2018-19	
1	2	3	4	5	6	7	8	9	10
4172	Strengthening of BMP in Rajanpur one at Khalchas Tumun Gorchani Approved RajanPur	14.498	2.500	11.998	0.000	11.998	0.000	0.000	0.000
4173	Strengthening of BMP in Rajanpur one at Neeli Lakri Tumun gorchani Approved RajanPur	14.742	2.500	2.242	0.000	2.242	10.000	0.000	0.000
4174	Child Protection Institute, Bahawalpur 16-11-2015 Bahawalpur	177.819	61.700	50.000	0.000	50.000	66.119	0.000	0.000
4175	Establishment of Sattellite station at Divisional Level 11-08-2015 Bahawalpur, Rawalpindi, Sargodha, Dera Ghazi Khan, Faisalabad, Gujranwala, Multan, Sahiwal	255.518	222.452	0.000	33.066	33.066	0.000	0.000	0.000
Sub-Total: Offices		1,705.844	542.956	403.719	62.012	465.731	435.462	261.697	0.000
Sub-Total: ON-GOING SCHEMES		1,705.844	542.956	403.719	62.012	465.731	435.462	261.697	0.000
<u>NEW SCHEMES</u>									
4176	Strengthening of Satellite Station of Punjab Forensic Science Agency at Divisional Level and Establishment of Satellite Station in Rented Building at Three 03 Distircts Punjab Un-Approved Punjab	395.651	0.000	0.000	20.000	20.000	200.000	175.651	0.000
Sub-Total:		395.651	0.000	0.000	20.000	20.000	200.000	175.651	0.000
Offices									
4177	Strengthening of Security Arrangemnets & Provision of Clean Drinking Water at Directorate Of Civil Defence. 14-04-2016 Lahore	15.431	0.000	15.431	0.000	15.431	0.000	0.000	0.000
4178	Construction of Concrete Wall along the Boundary Wall Of Punjab Forensic Science Agency 14-04-2017 Lahore	9.950	0.000	9.950	0.000	9.950	0.000	0.000	0.000
4179	Acquisition Of Land For Expansion of Punjab Forensic Science Agency With Allied/Ancillary Disciplines, Thokar Niaz Baig Lahore Un-Approved Lahore	49.567	0.000	0.000	49.567	49.567	0.000	0.000	0.000
Sub-Total: Offices		74.948	0.000	25.381	49.567	74.948	0.000	0.000	0.000
Sub-Total: NEW SCHEMES		470.599	0.000	25.381	69.567	94.948	200.000	175.651	0.000
Total: Home		2,176.443	542.956	429.100	131.579	560.679	635.462	437.348	0.000

PUBLIC BUILDINGS

Judiciary

(Million Rs.)

GS No	Scheme Information Approval Date / Location	Est. Cost	Accum. Exp June, 16	Provision for 2016-17			MTDF Projections		Throw fwd Beyond June, 2019
				Cap	Rev	G. Total (Cap+Rev)	2017-18	2018-19	
1	2	3	4	5	6	7	8	9	10

Judiciary

ON-GOING SCHEMES

Housing

4180	Construction of Residential Building for the Class-IV Staff attached with the Hon'ble Judges at Lahore High Court, Rawalpindi Bench, Rawalpindi. 17-09-2015 Rawalpindi	6.134	5.833	0.301	0.000	0.301	0.000	0.000	0.000
4181	Construction of 30 Residences for Judicial Officers at Civil Lines, Rawalpindi. 24-02-2014 Rawalpindi	223.183	137.000	86.183	0.000	86.183	0.000	0.000	0.000
4182	Construction of Judicial Complex (Residential Portion) at Pind Dadan Khan, district Jhelum. 20-09-2014 Jhelum , Pind Dadan Khan	92.242	81.193	11.049	0.000	11.049	0.000	0.000	0.000
4183	Construction of Judicial Complex (Residential Portion) at Sohawa, District Jhelum. 20-09-2014 Jhelum , Sohawa	84.607	83.573	1.034	0.000	1.034	0.000	0.000	0.000
4184	Construction of Residences of Judicial Officers in Judicial Officers Colony at Sargodha. 08-11-2014 Sargodha	40.340	40.328	0.012	0.000	0.012	0.000	0.000	0.000
4185	Construction of Residences for Judicial Officers in Judicial Colony at Jauharabad, District Khushab. 06-11-2014 Khushab , Jauharabad	30.215	26.247	3.968	0.000	3.968	0.000	0.000	0.000
4186	Construction of Judicial Complex (Residential Portion) at Noorpur Thal, District Khushab. 06-11-2014 Khushab	43.705	34.704	9.001	0.000	9.001	0.000	0.000	0.000
4187	Construction of Residences: 03 Nos. for AD&SJ and 04 Nos. for Civil Judges at Mianwali. 08-11-2014 Mianwali	45.350	37.350	8.000	0.000	8.000	0.000	0.000	0.000
4188	Construction of 02 Nos. Residences for AD&SJ and 1 No. Residence for Civil Judge in Judicial Colony at Bhakkar. 10-02-2016 Bhakkar	27.928	24.044	3.884	0.000	3.884	0.000	0.000	0.000
4189	Construction of 13 Nos. Residences for Civil Judges and OHR 10,000 Gallons capacity at Judicial Complex Vehari. 31-03-2014 Vehari	105.964	82.951	23.013	0.000	23.013	0.000	0.000	0.000

PUBLIC BUILDINGS

Judiciary

(Million Rs.)

GS No	Scheme Information Approval Date / Location	Est. Cost	Accum. Exp June, 16	Provision for 2016-17			MTDF Projections		Throw fwd Beyond June, 2019
				Cap	Rev	G. Total (Cap+Rev)	2017-18	2018-19	
1	2	3	4	5	6	7	8	9	10
4190	Construction of 02 Nos. Residences for Civil Judges at Bahawalnagar. 01-10-2014 Bahawalnagar	14.455	14.435	0.020	0.000	0.020	0.000	0.000	0.000
4191	Construction of Residences of Judicial Officers in the Punjab. Approved Punjab	8,417.885	600.000	200.000	0.000	200.000	3,758.943	3,858.943	0.000
Sub-Total: Housing		9,132.008	1,167.658	346.465	0.000	346.465	3,758.943	3,858.943	0.000
Offices									
4192	Construction of Judicial Complex at Kallar Syedan, District Rawalpindi. 11-09-2015 Rawalpindi	93.495	67.550	25.945	0.000	25.945	0.000	0.000	0.000
4193	Construction of 1 No. Court for Senior Civil Judge, 4 Nos. Civil Courts and Bar Room at Judicial Complex Jhelum. 12-06-2013 Jhelum	45.698	44.110	1.588	0.000	1.588	0.000	0.000	0.000
4194	Construction of Family / Guardian Courts Complex at Jhelum (1 No. Family Court). 20-01-2015 Jhelum	28.234	10.009	18.225	0.000	18.225	0.000	0.000	0.000
4195	Construction of Judicial Complex at Kot Momin, District Sargodha 23-02-2015 Sargodha , Kot Momin	149.632	12.632	50.000	0.000	50.000	43.500	43.500	0.000
4196	Construction of 06 Nos. AD&SJ Courts and 04 Nos. Civil Courts at District Sargodha 01-10-2014 Sargodha	49.321	27.715	21.606	0.000	21.606	0.000	0.000	0.000
4197	Construction of Judicial Complex at Sahiwal, District Sargodha 29-06-2015 Sargodha	100.855	74.165	26.690	0.000	26.690	0.000	0.000	0.000
4198	Construction of Judicial Complex at Quaidabad, District Khushab 12-12-2015 Khushab , Quaidabad	92.740	10.000	82.740	0.000	82.740	0.000	0.000	0.000
4199	Construction of Family / Guardian Courts Complex at Mianwali (1 No. Family Court) 21-01-2015 Mianwali	26.212	19.000	7.212	0.000	7.212	0.000	0.000	0.000
4200	Construction of 01 No. Residence and 01 No. Court for AD&SJ at Isakhel, District Mianwali 30-06-2015 Mianwali , Isakhel	26.978	10.978	16.000	0.000	16.000	0.000	0.000	0.000
4201	Construction of 03-Nos. Courts for AD&SJ and 04-Nos. Courts for Civil Judges at Mianwali 30-06-2015 Mianwali	32.140	7.140	25.000	0.000	25.000	0.000	0.000	0.000

PUBLIC BUILDINGS

Judiciary

(Million Rs.)

GS No	Scheme Information Approval Date / Location	Est. Cost	Accum. Exp June, 16	Provision for 2016-17			MTDF Projections		Throw fwd Beyond June, 2019
				Cap	Rev	G. Total (Cap+Rev)	2017-18	2018-19	
1	2	3	4	5	6	7	8	9	10
4202	Construction of Family / Guardian Courts Complex at Bhakkar (1 No. Family Court) 21-01-2015 Bhakkar	26.294	19.244	7.050	0.000	7.050	0.000	0.000	0.000
4203	Construction of Judicial Complex Darya Khan, District Bhakkar. 11-02-2014 Bhakkar	119.608	72.003	47.605	0.000	47.605	0.000	0.000	0.000
4204	Construction of 2 Nos. Courts and 1 No. Residence for Civil Judges at Shorkot, District Jhang 30-06-2015 Jhang	14.039	5.039	9.000	0.000	9.000	0.000	0.000	0.000
4205	Construction of Judicial Complex at Wazirabad, District Gujranwala. 17-02-2014 Gujranwala , Wazirabad	365.275	174.613	98.389	0.000	98.389	46.137	46.137	0.000
4206	Construction of Judicial Complex at Kamoke, District Gujranwala 08-07-2015 Gujranwala , Kamoki	245.000	22.924	100.000	0.000	100.000	61.038	61.038	0.000
4207	Construction of 01 No. District & Sessions Judge Court, 05 Nos. AD&SJ Courts, 01 No. Senior Civil Judge Court and 12 Nos. Civil Judges Courts at Gujrat 10-12-2014 Gujrat	206.701	45.701	75.000	0.000	75.000	43.000	43.000	0.000
4208	Construction of 03 Nos. Civil Courts and 01 No. AD&SJ Court at Mandi Bahauddin. 08-11-2014 Mandi Bahauddin	19.165	16.165	3.000	0.000	3.000	0.000	0.000	0.000
4209	Construction of Judicial Complex Malakwal, District Mandi Bahauddin. 13-09-2013 Mandi Bahauddin , Malakwal	170.020	165.020	5.000	0.000	5.000	0.000	0.000	0.000
4210	Construction of Family / Guardian Courts Complex at Mandi Bahauddin (2 Nos. Family Court. 21-01-2015 Mandi Bahauddin	29.920	14.000	15.920	0.000	15.920	0.000	0.000	0.000
4211	Construction of Masjid in Judicial Complex at Sub Division Phalia, District Mandi Bahauddin 19-10-2015 Mandi Bahauddin , Phalia	6.550	3.845	2.705	0.000	2.705	0.000	0.000	0.000
4212	Upgradation and Renovation of Old Library of Lahore High Court, Lahore. 06-12-2013 Lahore	5.309	5.302	0.007	0.000	0.007	0.000	0.000	0.000
4213	Construction of Judicial Complex at Lahore (Phase-I). 08-07-2015 Lahore	789.475	677.447	31.566	0.000	31.566	40.231	40.231	0.000

PUBLIC BUILDINGS

Judiciary

(Million Rs.)

GS No	Scheme Information Approval Date / Location	Est. Cost	Accum. Exp June, 16	Provision for 2016-17			MTDF Projections		Throw fwd Beyond June, 2019
				Cap	Rev	G. Total (Cap+Rev)	2017-18	2018-19	
1	2	3	4	5	6	7	8	9	10
4214	Addition / Alteration to Lahore High Court, Lahore . Approved Lahore	100.000	50.000	50.000	0.000	50.000	0.000	0.000	0.000
4215	Construction of Lawyers' Chambers in Judicial Complex (Phase-II) at Lahore 21-09-2015 Lahore	225.176	19.000	50.000	0.000	50.000	78.088	78.088	0.000
4216	Construction of Judicial Complex at Shahkot, District Nankana Sahib. 10-02-2016 Nankana Sahib , Shahkot	120.494	106.180	14.314	0.000	14.314	0.000	0.000	0.000
4217	Construction of Judicial Complex at Sangla Hill, District Nankana Sahib. 30-01-2013 Nankana Sahib , Sangla Hill	164.599	70.790	50.809	0.000	50.809	43.000	0.000	0.000
4218	Construction of Family / Guardian Courts Complex at Kasur (2 Nos. Family Courts) 21-01-2015 Kasur	33.450	19.000	14.450	0.000	14.450	0.000	0.000	0.000
4219	Construction of Judicial Complex at Pattoki, District Kasur. 08-07-2015 Kasur	307.575	278.697	28.878	0.000	28.878	0.000	0.000	0.000
4220	Construction of Judicial Complex at Renala Khurd, District Okara. 30-06-2015 Okara , Renala Khurd	148.269	112.025	36.244	0.000	36.244	0.000	0.000	0.000
4221	Construction of 4 Nos. AD&SJ Courts and 2 Nos. Civil Judges Courts in District Complex Okara. 23-02-2015 Okara	54.500	52.200	2.300	0.000	2.300	0.000	0.000	0.000
4222	Construction of 4 Nos. AD&SJ Courts and 14 Nos. Civil Judges Courts at Pakpattan 10-09-2015 Pakpattan	82.513	25.000	57.513	0.000	57.513	0.000	0.000	0.000
4223	Construction of 1 No. AD&SJ Court and 06 Nos. Civil Judges Courts at Arifwala, District Pakpattan 10-09-2015 Pakpattan , Arifwala	41.222	15.000	26.222	0.000	26.222	0.000	0.000	0.000
4224	Construction of Judicial Complex at Multan. 10-03-2014 Multan	592.581	494.193	30.000	0.000	30.000	34.194	34.194	0.000
4225	Construction of Judicial Complex Shujabad, District Multan (Non Residential Portion) 30-06-2015 Multan , Shujabad	147.550	15.550	75.000	0.000	75.000	57.000	0.000	0.000

PUBLIC BUILDINGS

Judiciary

(Million Rs.)

GS No	Scheme Information Approval Date / Location	Est. Cost	Accum. Exp June, 16	Provision for 2016-17			MTDF Projections		Throw fwd Beyond June, 2019
				Cap	Rev	G. Total (Cap+Rev)	2017-18	2018-19	
1	2	3	4	5	6	7	8	9	10
4226	Construction of Family / Guardian Courts Complex at Lodhran (2 Nos. Family Courts) 21-01-2015 Lodhran	46.351	18.000	28.351	0.000	28.351	0.000	0.000	0.000
4227	Construction of 02 Nos. Civil Courts at Judicial Complex Dunyapur, District Lodhran 30-06-2015 Lodhran , Dunyapur	13.777	5.777	8.000	0.000	8.000	0.000	0.000	0.000
4228	Construction of Family / Guardian Courts Complex at Khanewal (2 Nos. Family Courts) 21-01-2015 Khanewal	38.605	17.500	21.105	0.000	21.105	0.000	0.000	0.000
4229	Construction of Family / Guardian Courts Complex at Vehari (2 Nos. Family Courts) 21-01-2015 Vehari	37.790	12.728	25.062	0.000	25.062	0.000	0.000	0.000
4230	Construction of Family / Guardian Courts Complex at Dera Ghazi Khan (1 No. Family Court) 21-01-2015 Dera Ghazi Khan	24.008	19.000	5.008	0.000	5.008	0.000	0.000	0.000
4231	Construction of Judicial Complex at Kot Addu, District Muzaffargarh. 10-02-2014 Muzaffargarh	179.073	100.000	30.000	0.000	30.000	49.073	0.000	0.000
4232	Construction of 2 Nos. Courts and 1 No. Residence for Civil Judges at Layyah 30-06-2015 Layyah	20.203	8.203	12.000	0.000	12.000	0.000	0.000	0.000
4233	Construction of 02 Nos. AD&SJ Courts at Bahawalnagar 10-02-2016 Bahawalnagar	14.736	12.976	1.760	0.000	1.760	0.000	0.000	0.000
4234	Construction of 03 Nos. Civil Courts at Haroonabad, District Bahawalnagar 10-02-2016 Bahawalnagar , Haroonabad	14.650	12.970	1.680	0.000	1.680	0.000	0.000	0.000
4235	Construction of 06 Nos. Civil Courts at Bahawalnagar 11-09-2015 Bahawalnagar	29.528	15.528	14.000	0.000	14.000	0.000	0.000	0.000
4236	Construction of 04 Nos. AD&SJ Courts and 08 Nos. Civil Courts at Rahim Yar Khan 10-09-2015 Rahim Yar Khan	55.449	20.000	35.449	0.000	35.449	0.000	0.000	0.000
4237	Construction of Judicial Complex at Bhowana, District Chiniot. 21-01-2015 Chiniot , Bhowana	139.167	104.967	34.200	0.000	34.200	0.000	0.000	0.000

PUBLIC BUILDINGS

Judiciary

(Million Rs.)

GS No	Scheme Information Approval Date / Location	Est. Cost	Accum. Exp June, 16	Provision for 2016-17			MTDF Projections		Throw fwd Beyond June, 2019
				Cap	Rev	G. Total (Cap+Rev)	2017-18	2018-19	
1	2	3	4	5	6	7	8	9	10
4238	Construction of Boundary Wall around Civil & Session Courts in Punjab (Security Measures). Approved Punjab	150.000	55.000	40.000	0.000	40.000	55.000	0.000	0.000
4239	Allocation for Completion of Schemes. Approved Punjab	150.000	70.000	80.000	0.000	80.000	0.000	0.000	0.000
4240	Allocation for Addition/ Alteration to the old courts of subordinate judiciary in the Punjab. Approved Punjab	150.000	70.000	40.000	0.000	40.000	40.000	0.000	0.000
4241	Construction of Courts along with allied facilities for Judicial Officers in the Punjab. Approved Punjab	4,484.477	1,160.000	400.000	0.000	400.000	1,432.239	1,492.239	0.000
Sub-Total: Offices		10,208.404	4,464.886	1,882.593	0.000	1,882.593	2,022.500	1,838.427	0.000
Sub-Total: ON-GOING SCHEMES		19,340.412	5,632.544	2,229.058	0.000	2,229.058	5,781.442	5,697.370	0.000
<u>NEW SCHEMES</u>									
Housing									
4242	Renovation / Improvement of Staff Residences at Lahore High Court, Rawalpindi Bench, Rawalpindi Un-Approved Rawalpindi	6.721	0.000	6.721	0.000	6.721	0.000	0.000	0.000
4243	Construction of 04 Nos. Judges Suites in the Judicial Colony at Rawalpindi Un-Approved Rawalpindi	50.000	0.000	20.000	0.000	20.000	30.000	0.000	0.000
4244	Construction of Additional Block of Guest House for the personal staff of Hon'ble Judges at Lahore High Court, Multan Bench, Multan Un-Approved Multan	17.414	0.000	17.414	0.000	17.414	0.000	0.000	0.000
Sub-Total: Housing		74.135	0.000	44.135	0.000	44.135	30.000	0.000	0.000
Offices									
4245	Establishment of Alternate Dispute Resolution Centres ADR. Un-Approved Lahore	96.000	0.000	40.000	0.000	40.000	56.000	0.000	0.000
4246	Construction of Record Room and Office Block on the existing building of Parking Plaza at Fane Road, Lahore Un-Approved Lahore	50.000	0.000	30.000	0.000	30.000	20.000	0.000	0.000

PUBLIC BUILDINGS

Judiciary

(Million Rs.)

GS No	Scheme Information Approval Date / Location	Est. Cost	Accum. Exp June, 16	Provision for 2016-17			MTDF Projections		Throw fwd Beyond June, 2019
				Cap	Rev	G. Total (Cap+Rev)	2017-18	2018-19	
1	2	3	4	5	6	7	8	9	10
4247	Installation of Lift in the existing building of Lahore High Court, Multan Bench, Multan Un-Approved Multan	25.000	0.000	25.000	0.000	25.000	0.000	0.000	0.000
Sub-Total: Offices		171.000	0.000	95.000	0.000	95.000	76.000	0.000	0.000
Sub-Total: NEW SCHEMES		245.135	0.000	139.135	0.000	139.135	106.000	0.000	0.000
Total: Judiciary		19,585.547	5,632.544	2,368.193	0.000	2,368.193	5,887.442	5,697.370	0.000

S&GAD

ON-GOING SCHEMES

Housing

4248	Construction of New complex of regional directorate of Anti Corruption Establishment Sargodha region sargodha. Approved Sargodha	106.313	5.000	80.862	20.451	101.313	0.000	0.000	0.000
4249	Construction of 10-Nos. Residences for 18-19 at GOR-VI, Lahore 24-12-2013 Lahore	64.698	53.157	11.541	0.000	11.541	0.000	0.000	0.000
4250	Construction of 6-Nos Residences near Jamia Mosque in GOR-II, Lahore 9-9-2014 Lahore	51.038	23.038	10.000	0.000	10.000	18.000	0.000	0.000
4251	Construction of Residences for Grade 15 to 17, 32 Nos in GOR-VI at Ferozepur Road, Lahore 17-01-2014 Lahore	143.721	37.000	23.282	0.000	23.282	41.720	41.720	0.000
4252	Replacement of Dangerous Roofs of Residences in GORs, Lahore 21-08-2015 Lahore	49.000	19.000	19.620	0.000	19.620	10.380	0.000	0.000
4253	Replacement of Dangerous Roofs of Residences in Government Colonies, Lahore. 26-11-2015 Lahore	55.000	15.000	20.000	0.000	20.000	20.000	0.000	0.000
4254	Construction of Minister's Block at old Labour Department Civil Secretariat lahore 14-02-2014 Lahore	784.150	719.950	40.000	0.000	40.000	24.200	0.000	0.000
4255	Addition / Alteration Works in Judges Residences in GORs, Lahore Approved Lahore	15.000	5.000	5.000	0.000	5.000	5.000	0.000	0.000
4256	Addition / Alteration Works in GORs, Lahore 16-07-2015 Lahore	190.000	89.612	25.000	0.000	25.000	37.694	37.694	0.000

PUBLIC BUILDINGS

S&GAD

(Million Rs.)

GS No	Scheme Information Approval Date / Location	Est. Cost	Accum. Exp June, 16	Provision for 2016-17			MTDF Projections		Throw fwd Beyond June, 2019
				Cap	Rev	G. Total (Cap+Rev)	2017-18	2018-19	
1	2	3	4	5	6	7	8	9	10
4257	Addition / Alteration & Improvement Works in Government Colonies, Lahore 21-08-2015 Lahore	120.000	14.209	50.000	0.000	50.000	55.791	0.000	0.000
Sub-Total: Housing		1,578.920	980.966	285.305	20.451	305.756	212.785	79.414	0.000
Offices									
4258	Construction of Ombudsman Punjab regional office, Sargodha 10-3-2016 Sargodha	39.520	10.000	29.520	0.000	29.520	0.000	0.000	0.000
4259	Construction of Purpose Built Building For Punjab Archives S&GAD Approved Lahore	277.000	0.000	0.000	2.000	2.000	137.500	137.500	0.000
4260	Construction fo New Block at Press Law Building in Punjab Civil Secretariat, Lahore Approved Lahore	296.235	293.731	2.504	0.000	2.504	0.000	0.000	0.000
4261	Renovation and Reconstruction of Punjab Civil Secretariat, Lawrence Road Campus, Lahore 10-3-2016 Lahore	502.570	30.000	139.000	0.000	139.000	222.285	111.285	0.000
4262	Establishment of Library Complex Muridkay, District Sheikhpura Approved Lahore	65.752	25.000	35.752	5.000	40.752	0.000	0.000	0.000
4263	Construction of Examination Centre of PPSC at Johar Town, Lahore Approved Lahore	396.000	10.000	3.387	0.000	3.387	210.806	171.806	0.000
4264	Replacement of Dangerous Roofs in Punjab Civil Secretariat, Lahore 17-09-2015 Lahore	75.272	5.000	10.000	0.000	10.000	60.272	0.000	0.000
4265	Construction of Multi Storied Office Block on Existing Health Department Building in Punjab Civil Secretariat Lahore 26-06-2015 Lahore	221.136	0.000	10.000	0.000	10.000	105.568	105.568	0.000
4266	Addition / Alteration & Improvement Works in Office Buildings, Punjab Civil Secretariat, Lahore Block Lahore	15.000	4.063	10.937	0.000	10.937	0.000	0.000	0.000
4267	Allocation for completion of Incomplete Schemes of S&GAD Block Lahore	20.000	0.710	10.000	0.000	10.000	9.290	0.000	0.000
4268	Special Monitoring Unit in S&GAD Lahore 15-06-2015 Lahore	130.230	112.000	0.000	18.230	18.230	0.000	0.000	0.000

PUBLIC BUILDINGS

S&GAD

(Million Rs.)

GS No	Scheme Information Approval Date / Location	Est. Cost	Accum. Exp June, 16	Provision for 2016-17			MTDF Projections		Throw fwd Beyond June, 2019
				Cap	Rev	G. Total (Cap+Rev)	2017-18	2018-19	
1	2	3	4	5	6	7	8	9	10
4269	Provision of Fire Fighting Arrangements in Punjab Civil Secretariat, Lahore 27-03-2013 Lahore	63.596	15.000	0.000	10.000	10.000	38.596	0.000	0.000
4270	Harassment Awareness Volunteer Programme Approved Lahore	68.000	37.600	0.000	15.000	15.000	15.400	0.000	0.000
4271	Establishment of Public Library in Faizpur and Sharaqpur District Sheikhpura. Approved Sheikhpura , Sheikhpura	64.083	5.000	2.000	0.000	2.000	28.542	28.542	0.000
4272	Construction of Public Library for Basirpur City Approved Okara , Deepalpur	14.000	12.988	0.000	1.012	1.012	0.000	0.000	0.000
Sub-Total: Offices		2,248.394	561.092	253.100	51.242	304.342	828.259	554.701	0.000
Sub-Total: ON-GOING SCHEMES		3,827.314	1,542.058	538.405	71.693	610.098	1,041.044	634.115	0.000
<u>NEW SCHEMES</u>									
Housing									
4273	Improvement / Renovation of Punjab House Islamabad (D&E Block) Un-Approved RawalPindi	21.090	0.000	10.000	0.000	10.000	11.090	0.000	0.000
4274	Improvement of Water Supply System in Govt. Colonies, Lahore Un-Approved Lahore	28.000	0.000	15.000	0.000	15.000	13.000	0.000	0.000
4275	Addition / Alteration works in Ministers' residences in GOR-I, Lahore Un-Approved Lahore	5.000	0.000	5.000	0.000	5.000	0.000	0.000	0.000
4276	Improvement of Water Supply System in GORs, Lahore Un-Approved Lahore	5.000	0.000	5.000	0.000	5.000	0.000	0.000	0.000
4277	Provision of Security Arrangements in GORs, Lahore Un-Approved Lahore	5.000	0.000	5.000	0.000	5.000	0.000	0.000	0.000
4278	Construction of Masjid in GOR-IV, Model Town Extension, Lahore 13-04-2016 Lahore	5.900	0.000	5.900	0.000	5.900	0.000	0.000	0.000
Sub-Total: Housing		69.990	0.000	45.900	0.000	45.900	24.090	0.000	0.000
Offices									
4279	Capacity Building / Strengthening of S&GAD Department. Un-Approved Lahore	5.000	0.000	5.000	0.000	5.000	0.000	0.000	0.000

PUBLIC BUILDINGS

S&GAD

(Million Rs.)

GS No	Scheme Information Approval Date / Location	Est. Cost	Accum. Exp June, 16	Provision for 2016-17			MTDF Projections		Throw fwd Beyond June, 2019
				Cap	Rev	G. Total (Cap+Rev)	2017-18	2018-19	
1	2	3	4	5	6	7	8	9	10
4280	Addition / Alteration for Shifting of Day Care Centre in New Block at Press Law Building in Punjab Civil Secretariat. Un-Approved Lahore	2.601	0.000	2.601	0.000	2.601	0.000	0.000	0.000
4281	Up-lifting of the Building of Finance Departement Civil Secretariate, Lahore. Un-Approved Lahore	30.000	0.000	10.000	0.000	10.000	20.000	0.000	0.000
4282	Construction & Rehabilitation of Baths & Toilets for Women at Public Places. Un-Approved Punjab	5.000	0.000	5.000	0.000	5.000	0.000	0.000	0.000
Sub-Total: Offices		42.601	0.000	22.601	0.000	22.601	20.000	0.000	0.000
Sub-Total: NEW SCHEMES		112.591	0.000	68.501	0.000	68.501	44.090	0.000	0.000
Total: S&GAD		3,939.905	1,542.058	606.906	71.693	678.599	1,085.134	634.115	0.000

BOR

ON-GOING SCHEMES

Offices

4283	Construction of Arazi Record Centre at Tehsil Kallar Saidan District R.Pindi Approved Rawalpindi , Kallar Saidan	28.680	20.600	8.080	0.000	8.080	0.000	0.000	0.000
4284	Construction of Commissioner House and Camp Office at Rawalpindi Approved Rawalpindi	41.719	25.000	2.000	0.000	2.000	14.719	0.000	0.000
4285	Construction of Arazi Record Centre at Tehsil Kotli Sattian District R.Pindi Approved Rawalpindi , Kotli Sattian	25.613	15.000	10.613	0.000	10.613	0.000	0.000	0.000
4286	Construction of Arazi Record Centre at Tehsil Pindigheb District Attock Approved Attock , Pindigheb	27.761	20.000	7.761	0.000	7.761	0.000	0.000	0.000
4287	Construction of Arazi Record Centre at Tehsil Hazro District Attock Approved Attock , Hazro	27.544	20.000	7.544	0.000	7.544	0.000	0.000	0.000
4288	Construction of Tehsil Complex Lawa, District Chakwal 27-11-2014 Chakwal , Lawa	89.621	35.000	54.621	0.000	54.621	0.000	0.000	0.000
4289	Construction of Tehsil Complex, Bhera, District Sargodha 04-09-2014 Sargodha , Bhera	41.305	12.703	28.602	0.000	28.602	0.000	0.000	0.000
4290	Establishment of Tehsil Office at Sahiwal, District Sargodha 22-09-2015 Sargodha , Sahiwal	45.878	15.000	30.878	0.000	30.878	0.000	0.000	0.000

PUBLIC BUILDINGS

BOR

(Million Rs.)

GS No	Scheme Information Approval Date / Location	Est. Cost	Accum. Exp June, 16	Provision for 2016-17			MTDF Projections		Throw fwd Beyond June, 2019
				Cap	Rev	G. Total (Cap+Rev)	2017-18	2018-19	
1	2	3	4	5	6	7	8	9	10
4291	Construction of Tehsil office Naushera, District Khushab. 28-01-2015 Khushab , Naushera	88.685	20.018	20.000	0.000	20.000	48.667	0.000	0.000
4292	Construction of Arazi Record Centre at Tehsil & District Khushab Approved Khushab	43.889	9.273	20.000	0.000	20.000	14.616	0.000	0.000
4293	Construction of Arazi Record Centre at Tehsil Shorkot District Jhang Approved Jhang , Shorkot	29.713	10.000	19.713	0.000	19.713	0.000	0.000	0.000
4294	Construction of Arazi Record Centre at Tehsil Ahmed Pur Sial District Jhang Approved Jhang , Ahmed Pur Sial	29.670	10.000	19.670	0.000	19.670	0.000	0.000	0.000
4295	Construction of Arazi Record Centre at Tehils & District Jhang Approved Jhang	41.304	8.727	32.577	0.000	32.577	0.000	0.000	0.000
4296	Construction of Tehsil Complex, Pir Mahal, District Toba Tek Singh 12-11-2013 Toba Tek Singh , Pir Mahal	79.217	42.217	37.000	0.000	37.000	0.000	0.000	0.000
4297	Construction of Arazi Record Centre at Tehsil Kamoki, District Gujranwala Approved Gujranwala , Kamoki	27.932	25.932	2.000	0.000	2.000	0.000	0.000	0.000
4298	Construction of Arazi Record Centre at Tehsil Kharian District Gujrat Approved Gujrat , Kharian	39.362	8.316	20.000	0.000	20.000	11.046	0.000	0.000
4299	Construction of Arazi Record Centre at Tehsil Saray Alam Gir District Gujrat Approved Gujrat , Saray Alam Gir	27.932	5.902	22.030	0.000	22.030	0.000	0.000	0.000
4300	Construction of Arazi Record Centre at Tehsil Gujrat District Gujrat Approved Gujrat	44.875	9.481	20.000	0.000	20.000	15.394	0.000	0.000
4301	Construction of new Teshil Complex Building at Shakargarh Approved Narowal , Shakargarh	118.009	50.099	10.000	0.000	10.000	57.910	0.000	0.000
4302	Construction of Tehsil Complex, Zafarwal. 28-01-2015 Narowal , Zafarwal	105.875	15.000	30.000	0.000	30.000	60.875	0.000	0.000
4303	Construction of Arazi Record Centre at Tehsil Raiwind District Lahore Approved Lahore , Raiwind	36.176	7.643	28.533	0.000	28.533	0.000	0.000	0.000

PUBLIC BUILDINGS

BOR

(Million Rs.)

GS No	Scheme Information Approval Date / Location	Est. Cost	Accum. Exp June, 16	Provision for 2016-17			MTDF Projections		Throw fwd Beyond June, 2019
				Cap	Rev	G. Total (Cap+Rev)	2017-18	2018-19	
1	2	3	4	5	6	7	8	9	10
4304	Construction of Tehsil Complex, Sharaqpur 28-01-2014 Sheikhupura , Sharaqpur	71.125	37.000	34.125	0.000	34.125	0.000	0.000	0.000
4305	Construction of Arazi Record Centre at Tehsil Pattoki District Kasur Approved Kasur , Pattoki	32.512	6.869	25.643	0.000	25.643	0.000	0.000	0.000
4306	Construction of Arazi Record Centre at Tehsil Chunian District Kasur Approved Kasur , Chunian	29.904	6.318	15.000	0.000	15.000	8.586	0.000	0.000
4307	Construction of residences at Commissioner Office Sahiwal Approved Sahiwal	15.000	5.000	2.000	0.000	2.000	8.000	0.000	0.000
4308	Construction of residential Accommodation (5) for officers BS-15 & 17 at Sahiwal 18-08-2015 Sahiwal	21.751	10.000	11.751	0.000	11.751	0.000	0.000	0.000
4309	Construction of Court at Commissioner's Office, Sahiwal 29-09-2015 Sahiwal	6.510	5.700	0.810	0.000	0.810	0.000	0.000	0.000
4310	Construction of gate, guard room, parking area and other missing facilities at Commissioners Office, Sahiwal 18-08-2015 Sahiwal	5.103	4.103	1.000	0.000	1.000	0.000	0.000	0.000
4311	Construction of Arazi Record Centre at Tehsil Burewala District Vehari Approved Vehari , Burewala	55.812	11.792	44.020	0.000	44.020	0.000	0.000	0.000
4312	Construction of Arazi Record Centre at Tehsil Rojhan District Rajanpur Approved Rajanpur , Rojhan	29.909	11.319	18.590	0.000	18.590	0.000	0.000	0.000
4313	Construction of Arazi Record Centre at Tehsil Rajanpur District Rajanpur Approved Rajanpur	29.659	11.266	18.393	0.000	18.393	0.000	0.000	0.000
4314	Construction of Arazi Record Centre at Tehsil Bahawalpur District Bahawalpur Approved Bahawalpur , Bahawalpur Saddar	29.174	6.164	23.010	0.000	23.010	0.000	0.000	0.000
4315	Flood Emergency reconstruction and Reselience project (DRM for PDMA). Approved Punjab	150.000	15.000	0.000	150.000	150.000	0.000	0.000	0.000
			Local:	0.000	15.000				
			Foreign:	0.000	135.000				
Sub-Total: Offices		1,517.219	516.442	625.964	150.000	775.964	239.813	0.000	0.000
Sub-Total: ON-GOING SCHEMES		1,517.219	516.442	625.964	150.000	775.964	239.813	0.000	0.000

PUBLIC BUILDINGS

BOR

(Million Rs.)

GS No	Scheme Information Approval Date / Location	Est. Cost	Accum. Exp June, 16	Provision for 2016-17			MTDF Projections		Throw fwd Beyond June, 2019
				Cap	Rev	G. Total (Cap+Rev)	2017-18	2018-19	
1	2	3	4	5	6	7	8	9	10

NEW SCHEMES

4316	Establishment of Tehsil Office Complex Esa Khel Un-Approved Mianwali	45.000	0.000	10.000	0.000	10.000	35.000	0.000	0.000
------	--	--------	-------	--------	-------	--------	--------	-------	-------

Sub-Total:	45.000	0.000	10.000	0.000	10.000	35.000	0.000	0.000
------------	--------	-------	--------	-------	--------	--------	-------	-------

Offices

4317	Construction of District Complex, Chiniot (Ph-II) Un-Approved Chiniot	200.000	0.000	30.000	0.000	30.000	85.000	85.000	0.000
------	---	---------	-------	--------	-------	--------	--------	--------	-------

Sub-Total: Offices	200.000	0.000	30.000	0.000	30.000	85.000	85.000	0.000
--------------------	---------	-------	--------	-------	--------	--------	--------	-------

Sub-Total: NEW SCHEMES	245.000	0.000	40.000	0.000	40.000	120.000	85.000	0.000
------------------------	---------	-------	--------	-------	--------	---------	--------	-------

Total: BOR	1,762.219	516.442	665.964	150.000	815.964	359.813	85.000	0.000
------------	-----------	---------	---------	---------	---------	---------	--------	-------

Provincial Assembly

ON-GOING SCHEMES

Offices

4318	Furnishing of Assembly Building and Improvement of Security Arrangements, Lahore Approved Lahore	199.334	87.275	22.059	0.000	22.059	45.000	45.000	0.000
------	---	---------	--------	--------	-------	--------	--------	--------	-------

4319	Construction of Additional Assembly Building, Lahore. Approved Lahore	1,470.196	889.941	50.000	0.000	50.000	265.128	265.128	0.000
------	---	-----------	---------	--------	-------	--------	---------	---------	-------

4320	Extension of Punjab Assembly Buildings Lahore. Approved Lahore	1,053.195	455.537	250.000	0.000	250.000	153.814	193.814	0.000
------	--	-----------	---------	---------	-------	---------	---------	---------	-------

4321	Construction of 24 Nos. Quarters at Ghari Shahu and 07 Nos. Quarters at Pipal House Approved Lahore	106.752	62.271	44.481	0.000	44.481	0.000	0.000	0.000
------	--	---------	--------	--------	-------	--------	-------	-------	-------

4322	Replacement of Roof Treatment of old Assembly Building, Replacement of deteriorated sand stone etc. floor and stairs steps of old Assembly Building, Replacement of old asphalt on internal road of Assembly Building and construction of internal carpet road. Approved Lahore	101.750	0.000	24.000	0.000	24.000	38.875	38.875	0.000
------	--	---------	-------	--------	-------	--------	--------	--------	-------

Sub-Total: Offices	2,931.227	1,495.024	390.540	0.000	390.540	502.817	542.817	0.000
--------------------	-----------	-----------	---------	-------	---------	---------	---------	-------

Sub-Total: ON-GOING SCHEMES	2,931.227	1,495.024	390.540	0.000	390.540	502.817	542.817	0.000
-----------------------------	-----------	-----------	---------	-------	---------	---------	---------	-------

Total: Provincial Assembly	2,931.227	1,495.024	390.540	0.000	390.540	502.817	542.817	0.000
----------------------------	-----------	-----------	---------	-------	---------	---------	---------	-------

PUBLIC BUILDINGS

Law and Parliamentary Affairs

(Million Rs.)

GS No	Scheme Information Approval Date / Location	Est. Cost	Accum. Exp June, 16	Provision for 2016-17			MTDF Projections		Throw fwd Beyond June, 2019
				Cap	Rev	G. Total (Cap+Rev)	2017-18	2018-19	
1	2	3	4	5	6	7	8	9	10

Law and Parliamentary Affairs

ON-GOING SCHEMES

Offices

4323	Construction of Judicial Academy at Lahore 26-02-2016 Lahore	768.238	207.301	150.000	0.000	150.000	205.469	205.469	0.000
------	---	---------	---------	---------	-------	---------	---------	---------	-------

Sub-Total: Offices	768.238	207.301	150.000	0.000	150.000	205.469	205.469	0.000
--------------------	---------	---------	---------	-------	---------	---------	---------	-------

Sub-Total: ON-GOING SCHEMES	768.238	207.301	150.000	0.000	150.000	205.469	205.469	0.000
-----------------------------	---------	---------	---------	-------	---------	---------	---------	-------

Total: Law and Parliamentary Affairs	768.238	207.301	150.000	0.000	150.000	205.469	205.469	0.000
--------------------------------------	---------	---------	---------	-------	---------	---------	---------	-------

Public Prosecution

ON-GOING SCHEMES

Offices

4324	Establishment of New Building of District Public Prosecutor, office, Faisalabad Approved Faisalabad	39.820	7.018	32.802	0.000	32.802	0.000	0.000	0.000
------	--	--------	-------	--------	-------	--------	-------	-------	-------

Sub-Total: Offices	39.820	7.018	32.802	0.000	32.802	0.000	0.000	0.000
--------------------	--------	-------	--------	-------	--------	-------	-------	-------

Sub-Total: ON-GOING SCHEMES	39.820	7.018	32.802	0.000	32.802	0.000	0.000	0.000
-----------------------------	--------	-------	--------	-------	--------	-------	-------	-------

NEW SCHEMES

Offices

4325	Construction of the building for the office of the public Prosecutor Okara 31-03-2016 Okara	24.707	0.000	10.000	0.000	10.000	14.707	0.000	0.000
------	--	--------	-------	--------	-------	--------	--------	-------	-------

4326	Construction of the building for the office of the public Prosecutor Model town Lahore 31-03-2016 Okara	6.432	0.000	6.432	0.000	6.432	0.000	0.000	0.000
------	--	-------	-------	-------	-------	-------	-------	-------	-------

4327	Construction of the building for the office of the public Prosecutor at District court (City courts Lahore) 31-03-2016 Okara	5.710	0.000	5.710	0.000	5.710	0.000	0.000	0.000
------	---	-------	-------	-------	-------	-------	-------	-------	-------

Sub-Total: Offices	36.849	0.000	22.142	0.000	22.142	14.707	0.000	0.000
--------------------	--------	-------	--------	-------	--------	--------	-------	-------

Sub-Total: NEW SCHEMES	36.849	0.000	22.142	0.000	22.142	14.707	0.000	0.000
------------------------	--------	-------	--------	-------	--------	--------	-------	-------

Total: Public Prosecution	76.669	7.018	54.944	0.000	54.944	14.707	0.000	0.000
---------------------------	--------	-------	--------	-------	--------	--------	-------	-------

PUBLIC BUILDINGS

Governer House

(Million Rs.)

GS No	Scheme Information Approval Date / Location	Est. Cost	Accum. Exp June, 16	Provision for 2016-17			MTDF Projections		Throw fwd Beyond June, 2019
				Cap	Rev	G. Total (Cap+Rev)	2017-18	2018-19	
1	2	3	4	5	6	7	8	9	10

Governer House

ON-GOING SCHEMES

Offices

4328	Construction of Police guard, barracks / rooms in governor's house, lahore 24-12-2014 Lahore	74.299	18.000	56.299	0.000	56.299	0.000	0.000	0.000
4329	Improvement / Renovation of Guest House in Governor's House, Lahore 29-07-2015 Lahore	7.322	5.361	1.961	0.000	1.961	0.000	0.000	0.000
4330	Construction of 4 No. quarters for grade 11 to 14 in Governors's House, Lahore 24-08-2015 Lahore	12.018	8.000	4.018	0.000	4.018	0.000	0.000	0.000
4331	Restoration and Refurbishment of Historical Main Building, Governor's House, Lahore 21-1015 Lahore	62.975	10.000	52.975	0.000	52.975	0.000	0.000	0.000
Sub-Total: Offices		156.614	41.361	115.253	0.000	115.253	0.000	0.000	0.000
Sub-Total: ON-GOING SCHEMES		156.614	41.361	115.253	0.000	115.253	0.000	0.000	0.000
Total: Governer House		156.614	41.361	115.253	0.000	115.253	0.000	0.000	0.000

TEVTA

ON-GOING SCHEMES

Offices

4332	Construction of building of Vocational Training Centre for Boys Chak No.469/GB, Samundri, District Faisalabad Approved Faisalabad	23.918	10.000	13.918	0.000	13.918	0.000	0.000	0.000
Sub-Total: Offices		23.918	10.000	13.918	0.000	13.918	0.000	0.000	0.000
Sub-Total: ON-GOING SCHEMES		23.918	10.000	13.918	0.000	13.918	0.000	0.000	0.000
Total: TEVTA		23.918	10.000	13.918	0.000	13.918	0.000	0.000	0.000

P&D

ON-GOING SCHEMES

Offices

4333	Construction of Infrastructure for Public Facilitation centres in Punjab 10-11-2015 Lahore, Sargodha, Faisalabad, bahawalpur, Multan, Dera Ghazi Khan	457.056	126.000	100.000	0.000	100.000	115.528	115.528	0.000
Sub-Total: Offices		457.056	126.000	100.000	0.000	100.000	115.528	115.528	0.000
Sub-Total: ON-GOING SCHEMES		457.056	126.000	100.000	0.000	100.000	115.528	115.528	0.000

PUBLIC BUILDINGS

P&D

(Million Rs.)

GS No	Scheme Information Approval Date / Location	Est. Cost	Accum. Exp June, 16	Provision for 2016-17			MTDF Projections		Throw fwd Beyond June, 2019
				Cap	Rev	G. Total (Cap+Rev)	2017-18	2018-19	
1	2	3	4	5	6	7	8	9	10

NEW SCHEMES

Offices

4334	Construction of 02 Additional Stories in BOS Building Johar Town. Un-Approved Lahore	100.000	0.000	50.000	0.000	50.000	50.000	0.000	0.000
Sub-Total: Offices		100.000	0.000	50.000	0.000	50.000	50.000	0.000	0.000
Sub-Total: NEW SCHEMES		100.000	0.000	50.000	0.000	50.000	50.000	0.000	0.000
Total: P&D		557.056	126.000	150.000	0.000	150.000	165.528	115.528	0.000

C&W

ON-GOING SCHEMES

Offices

4335	Land Sliding Zonization of Murree Hill Area Mainly Located between Old Rawalpindi Murree Road and Islamabad, Murree Expressway in Murree, District Rawalpindi. 11-11-2015 Rawalpindi , Murree	59.230	25.000	3.000	0.000	3.000	31.930	0.000	0.000
Sub-Total: Offices		59.230	25.000	3.000	0.000	3.000	31.930	0.000	0.000
Sub-Total: ON-GOING SCHEMES		59.230	25.000	3.000	0.000	3.000	31.930	0.000	0.000

NEW SCHEMES

Offices

4336	Capacity building of Architecture Department Punjab Un-Approved Lahore	20.000	0.000	0.000	10.000	10.000	10.000	0.000	0.000
4337	Provision of 2 No. Lifts in the Secretary C&W Office Old Anarkali, Lahore. Un-Approved Lahore	35.000	0.000	35.000	0.000	35.000	0.000	0.000	0.000
4338	Completion of Balance Work of Residences, Accomodation in various districts of Punjab Un-Approved Punjab	100.000	0.000	100.000	0.000	100.000	0.000	0.000	0.000
Sub-Total: Offices		155.000	0.000	135.000	10.000	145.000	10.000	0.000	0.000
Sub-Total: NEW SCHEMES		155.000	0.000	135.000	10.000	145.000	10.000	0.000	0.000
Total: C&W		214.230	25.000	138.000	10.000	148.000	41.930	0.000	0.000
Grand Total		62,236.525	21,091.440	10,977.588	522.412	11,500.000	16,781.646	12,879.113	0.000

URBAN DEVELOPMENT

Urban Development Sector covers development projects sponsored by WASAs and Development Authorities (DAs) of large cities (Lahore, Faisalabad, Rawalpindi, Gujranwala & Multan) and of Bahawalpur Development Authority (BDA) and Fort Monroe Development Authority (FDMA).

VISION

Provision of adequate and efficient urban services in cities and harnessing their potential for making them engines of economic growth.

POLICY

Promoting integrated land use and infrastructure development, urban renewal and regeneration for improving accessibility, mitigating climate change risks and building inclusive urban communities.

OBJECTIVES

- Supply of potable drinking water and its efficient use
- Provision of effective and efficient sewerage and drainage system
- Environment friendly disposal of sewage
- Safe and efficient roads infrastructure
- Provision of solid waste management services
- Strategic planning for growth of cities on scientific lines

STRATEGY

- A central principle of Urban Strategy is that “density” and “agglomeration” are central to economic development, higher productivity, social equity and human development. To make Punjab competitive for investment and development, cities are going to play a vital role, because they can benefit from a large and skilled labor force, economies of urban scale, economies of agglomeration (i.e. efficiency resulting from clustering of firms in a given industry or related industries), and the resulting demand for goods and services.

- Further, rural-urban migration and urbanization can only lead to higher income if manufacturing and services grow fast enough to absorb the supply of labor. Pakistan will have to invest in many cities at the same time to ensure a more geographically balanced rate of urbanization and the creation of a system of cities an efficient network of urban centers whose manufacturing and services industry are connected. Harnessing and promoting this approach of “system of cities” will lead to faster job creation and higher growth of productivity.
- Placing urban development (with an emphasis on density and commerce) as a Strategy has several advantages: dense multi-function urban areas create jobs and are free from barriers to entry and exit; and density attracts investment and helps the growth of the construction of industry as well as commerce, which are employment friendly.

STRATEGIC INTERVENTIONS

- Rehabilitation / augmentation of water supply scheme for large cities
- Replacement of rusted pipes and laying of new water supply lines
- Piloting of comprehensive water supply system (zoning, 100% metering, water storage reservoirs and water filtration plants)
- Replacement of outlived tube wells and installation of new tube wells
- Replication of “Changa Pani Model” for provision of water supply and sanitation services in large cities
- Rehabilitation and augmentation of trunk and secondary sewerage systems
- Improvement of drainage system (remodeling and construction)
- Planning and implementation of projects for waste water treatment plants
- Dual carriageways/Flyovers/Underpasses etc
- Rehabilitation /Improvement of Roads
- Preparation/Updating of Plans

ACHIEVEMENTS OF FINANCIAL YEAR 2015-16

- Miscellaneous Sewerage and Drainage requirements of different Towns of Lahore.
- Extension of Water Resources for Faisalabad City (Phase-I).

- Replacement of Outlived / Rusted / Leaking Pipelines in Faisalabad (Gastro Package-II).
- Comprehensive Sewerage Scheme for Gujranwala
- Water Supply Distribution Network in Gujranwala City
- Replacement of Outlived/Rusted/Leakage Pipelines in Gujranwala
- Widening / Improvement of Double Road (Cricket Stadium Road) from Murree Road to I.J.P. Road, Rawalpindi.
- Dualization of Adiyala Road from Govt. Servant Housing foundation to Adiyala Jail, Rawalpindi
- Comprehensive Master Planning for Water Supply, Sewerage, Drainage and Waste Water Treatment System in Rawalpindi
- Up-Gradation/ Rehabilitation of Rawal Lake Filtration Plant, Rawalpindi.
- Augmentation/ Improvement of water supply system in Multan Phase-I.

NEW INITIATIVES

- Storm water Drainage System from Haji Camp to River Ravi via Laxmi Chowk, Mcleod Road, Nabha Road, Chauburji and Sham Nagar Lahore.
- Construction of flyover at Kacha Jail Road.
- Construction of Metalled Road from N-70 KM No.74 to Fort Munro via Langar Khandarsir Length 5 Km.
- Widening and improvement of road from MDA Chowk to Dera Adda Chowk Multan (Dual Carriageway).
- Construction of Road along Qila Mian Singh Minor from Alam Chowk to Gondlanwala Road to Samanabad Chungi, District Gujranwala.
- Extension of water Resource Faisalabad for city Phase-II (French Funded).

TARGETS FOR FINANCIAL YEAR 2016-17

- Construction of Kasur Sports Complex.
- Construction of flyover at Kacha Jail Road.
- Replacement of Outlived, Deeper and Inadequate Water Supply lines with HDPE Pipes, Lahore (Gastro Phase-II), Lahore.
- Construction of RCC Conduit Sewer from Shoukat Khannum Hospital Chowk to Sattu Katla Drain, Lahore.

- Restoration of Original Cross Section (40 feet) of Sattu Katla Drain from Ferozepur Road to Peco Road, Lahore.
- Rehabilitation of Drains(Birdwood Drain,Central Drain and Cantonment Drain from Multan Road to Babu Sabu)
- Provision of Sewerage Facilities in Kanak Basti, Rehmat Town, Siddiue Pura, Muslim Town, Haji Abad, Haider Abad and Ghazi Abad etc.
- Remodeling of Storm Water Channel No. 1 Sheikhu Pura road to Paharang Drain
- Upgrading of Mechanical System for Sewerage and Drainage Services in Gujranwala
- Construction of RCC Drain Qila Mian Singh Minor from Rajkot Disposal Station to Western bypass, Gujranwala
- Rehabilitation of Airport Road from Ammar Chowk to Karal Chowk, Rawalpindi
- Rehabilitation/ Improvement of Rawal Road from Airport Road to Chandni Chowk, Rawalpindi
- Comprehensive Water Supply Scheme for Morgah, Kotha Kalan, Dhok Chaudhrian, Gulrez and neighbouring colonies, District Rawalpindi.

TREND OF ALLOCATIONS

Rs. in million

Sr.	No.	Year Allocation
1.	2011-12	8,500
2.	2012-13	5,360
3.	2013-14	13,822
4.	2014-15	40,683
5.	2015-16	17,473
6.	2016-17	16,700

OTHER DEVELOPMENT INITIATIVES 2016-17

- Allocation for Green Development Fund (PHAs) Rs. 500 Million
- Allocation for Low Income Housing Rs. 500 Million

MTDF 2016-19

Urban Development : Summary Development Programme 2016-17

(Million Rs.)

Sub- Sector	Capital	Revenue	Total
On-going Schemes			
Development Authorities	0.000	2506.887	2506.887
WASAs	0.000	8865.113	8865.113
Total	0.000	11372.000	11372.000
New Schemes			
Development Authorities	0.000	1613.080	1613.080
WASAs	0.000	3630.920	3630.920
PHAs	0.000	84.000	84.000
Total	0.000	5328.000	5328.000
ODP	500.000	500.000	1000.000
Total (Ongoing + New+ODP)	500.000	17200.000	17700.000

Development Programme 2017-18

On-going Schemes			
Development Authorities	0.000	376.000	376.000
WASAs	0.000	6586.987	6586.987
Total	0.000	6962.987	6962.987
New Schemes			
Development Authorities	0.000	3334.000	3334.000
WASAs	0.000	4202.490	4202.490
PHAs	0.000	120.000	120.000
Total	0.000	7656.490	7656.490
ODP	575.000	575.000	1150.000
Total (Ongoing + New+ODP)	575.000	15194.477	15769.477

Development Programme 2018-19

On-going Schemes			
Development Authorities	0.000	0.000	0.000
WASAs	0.000	1742.113	1742.113
Total	0.000	1742.113	1742.113
New Schemes			
Development Authorities	0.000	0.000	0.000
WASAs	0.000	1155.876	1155.876
Total	0.000	1155.876	1155.876
ODP	661.250	661.250	1322.500
Total (Ongoing + New)	661.250	3559.239	4220.489
Total MTDF : 2016-19			37,689.97

URBAN DEVELOPMENT: SUMMARY

(Million Rs.)

Type / Sub Sector	No. of Schemes	Provision for 2016-17				Projection for 2017-18	Projection for 2018-19
		Capital	Revenue	Foreign Aid	G. Total (Cap+Rev)		
<u>ON-GOING SCHEMES</u>							
LDA	1	0.000	139.272	0.000	139.272	0.000	0.000
TEPA	3	0.000	886.724	0.000	886.724	0.000	0.000
WASA LDA	15	0.000	5,492.011	0.000	5,492.011	5,548.067	1,792.113
FDA	3	0.000	500.297	0.000	500.297	376.000	0.000
WASA FDA	10	0.000	1,123.017	0.000	1,123.017	563.920	0.000
GDA	3	0.000	160.764	0.000	160.764	0.000	0.000
WASA GDA	8	0.000	1,089.122	0.000	1,089.122	0.000	0.000
RDA	4	0.000	655.652	0.000	655.652	0.000	0.000
WASA RDA	9	0.000	803.239	0.000	803.239	475.000	0.000
WASA MDA	2	0.000	357.724	0.000	357.724	0.000	0.000
BDA	2	0.000	164.178	0.000	164.178	0.000	0.000
Total: ON-GOING SCHEMES	60	0.000	11,372.000	0.000	11,372.000	6,962.987	1,792.113
<u>NEW SCHEMES</u>							
WASA LDA	13	0.000	2,830.000	0.000	2,830.000	3,385.000	975.876
WASA FDA	2	0.000	150.000	0.000	150.000	290.000	0.000
GDA	1	0.000	100.000	0.000	100.000	395.000	0.000
WASA GDA	4	0.000	110.920	0.000	110.920	97.490	0.000
RDA	3	0.000	70.000	0.000	70.000	2,140.000	0.000
WASA RDA	2	0.000	140.000	0.000	140.000	230.000	180.000
WASA MDA	1	0.000	400.000	0.000	400.000	200.000	0.000
MDA	1	0.000	500.000	0.000	500.000	280.000	0.000
FMDA	12	0.000	943.080	0.000	943.080	509.000	0.000
PHA-Faisalabad	6	0.000	54.000	0.000	54.000	0.000	0.000
PHA-Rawalpindi	1	0.000	30.000	0.000	30.000	120.000	0.000
Total: NEW SCHEMES	46	0.000	5,328.000	0.000	5,328.000	7,646.490	1,155.876
Total: ADP	106	0.000	16,700.000	0.000	16,700.000	14,609.477	2,947.989
<u>OTHER DEVELOPMENT PROGRAMME</u>							
Low Income Housing	4	500.000	0.000	0.000	500.000	500.528	472.472
PHA	1	0.000	500.000	0.000	500.000	0.000	0.000
Total: OTHER DEVELOPMENT PROGRAMME	5	500.000	500.000	0.000	1,000.000	500.528	472.472
Grand Total	111	500.000	17,200.000	0.000	17,700.000	15,110.005	3,420.461

URBAN DEVELOPMENT

(Million Rs.)

GS No	Scheme Information Approval Date / Location	Est. Cost	Accum. Exp June,16	Provision for 2016-17			MTDF Projections		Throw fwd Beyond June, 2019
				Cap	Rev	G. Total (Cap+Rev)	2017-18	2018-19	
1	2	3	4	5	6	7	8	9	10

ON-GOING SCHEMES

LDA

4339	Consultancy services for preparation of Master plan for water supply, sewerage, drainage and ground water management system for Sheikhpura, Kasur and Nankana sahib districts 19-01-2015 Sheikhpura, Kasur, Nankana Sahib	159.272	20.000	0.000	139.272	139.272	0.000	0.000	0.000
Sub-Total: LDA		159.272	20.000	0.000	139.272	139.272	0.000	0.000	0.000

TEPA

4340	Construction of flyover at Kacha Jail Road 27-11-2015 Lahore	1,045.383	300.000	0.000	745.383	745.383	0.000	0.000	0.000
4341	Conservation of Energy through solar power LED street lights in Lahore Approved Lahore	60.000	52.846	0.000	7.154	7.154	0.000	0.000	0.000
4342	Construction of Kasur Sports Complex 08-04-2014 Kasur	468.973	334.786	0.000	134.187	134.187	0.000	0.000	0.000
Sub-Total: TEPA		1,574.356	687.632	0.000	886.724	886.724	0.000	0.000	0.000

WASA LDA

4343	Preparation of Master Plan for Water Supply, Sewerage & Drainage System for Lahore - PC-II. 03-10-2013 Lahore	195.000	155.000	0.000	40.000	40.000	0.000	0.000	0.000
4344	Replacement of Outlived, Deeper and Inadequate Water Supply lines with HDPE Pipes, Lahore (Gastro Phase-II), Lahore. 14-12-2015 Lahore	1,758.042	1,208.387	0.000	549.655	549.655	0.000	0.000	0.000
4345	Provision of Sewerage System for UC-117,118 & 120 Lahore. 20-06-2015 Lahore	7,598.920	5,600.000	0.000	1,998.920	1,998.920	0.000	0.000	0.000
4346	Energy Saving in Water Supply System in Lahore (Energy saving through Replacement of Inefficient & Outlived 105 Tubewells in WASA, Lahore). 19-11-2014 Lahore	2,608.906	20.000	0.000	125.000	125.000	112.021	0.000	0.000
4347	Establishment of SCADA System at Tubewells, Disposal & Lift Stations for Lahore 02-01-2015 Lahore	697.200	70.000	0.000	200.000	200.000	427.200	0.000	0.000
4348	Laying of Lateral and Branch Sewer in Shadi Pura, Lahore. 20-10-2015 Lahore	345.141	50.000	0.000	100.000	100.000	195.141	0.000	0.000
4349	Construction of PCC Nallah Mehtab ParkUC-41 Lahore 17-11-2015 Lahore	40.126	5.000	0.000	35.126	35.126	0.000	0.000	0.000
4350	Changa Pani Programme (Phase-II) / Community participation programme 11-11-2015 Lahore	329.240	0.000	0.000	150.000	150.000	179.240	0.000	0.000

URBAN DEVELOPMENT

(Million Rs.)

GS No	Scheme Information Approval Date / Location	Est. Cost	Accum. Exp June,16	Provision for 2016-17			MTDF Projections		Throw fwd Beyond June, 2019
				Cap	Rev	G. Total (Cap+Rev)	2017-18	2018-19	
1	2	3	4	5	6	7	8	9	10
4351	Laying of Force-main from Bhogiwala Road Disposal Station Chotta Ravi Drain to Shalimar Escape Channel Across Ring Road, Lahore. 01-10-2014 Lahore	368.762	270.000	0.000	98.762	98.762	0.000	0.000	0.000
4352	Improvement of Water Supply System in MA Johar Town & Tajpura Zones of Lahore through Zoning / Isolation, Installation of Filtration Plants and 100% Metering, Lahore. 16-10-2014 Lahore	1,668.662	350.000	0.000	249.323	249.323	1,069.339	0.000	0.000
4353	Construction of RCC Conduit Sewer from Shoukat Khanum Hospital Chowk to Sattu Katla Drain, Lahore. 24-10-2014 Lahore	1,710.000	1,500.000	0.000	210.000	210.000	0.000	0.000	0.000
4354	Restoration of Original Cross Section (40 feet) of Sattu Katla Drain from Ferozepur Road to Peco Road, Lahore. 25-04-2012 Lahore	698.000	481.712	0.000	216.288	216.288	0.000	0.000	0.000
4355	Sewerage System from Larechs Colony to Gulshan-e-Ravi, Lahore. 13-04-2015 Lahore	6,928.113	200.000	0.000	1,370.874	1,370.874	3,565.126	1,792.113	0.000
4356	Laying of Sewer Line from Tikka Chowk to Shad-e-wal Chowk Lahore 11-04-2014 Lahore	177.202	147.507	0.000	29.695	29.695	0.000	0.000	0.000
4357	Rehabilitation of Drains(Birdwood Drain,Central Drain and Cantonment Drain from Multan Road to Babu Sabu) 06-05-2014 Lahore	2,715.054	2,596.686	0.000	118.368	118.368	0.000	0.000	0.000
Sub-Total: WASA LDA		27,838.368	12,654.292	0.000	5,492.011	5,492.011	5,548.067	1,792.113	0.000
FDA									
4358	Faisalabad Link Roads Development Programme Link No. 9 & Link No. 11 (10% Cost Sharing by CDGF). 15-12-2014 Faisalabad	388.566	275.000	0.000	44.709	44.709	50.000	0.000	0.000
4359	Faisalabad Link Roads Development Programme Links No. 1,5,6,7,13,14,15 (10% Cost Sharing by CDGF) Approved Faisalabad	695.500	100.000	0.000	180.000	180.000	326.000	0.000	0.000
4360	Improvement/Rehabilitation of Sheikhpura Road from Nishatabad Over Head Bridge to PTCL Exchange Sargodha Road, Faisalabad Approved Faisalabad	295.588	20.000	0.000	275.588	275.588	0.000	0.000	0.000
Sub-Total: FDA		1,379.654	395.000	0.000	500.297	500.297	376.000	0.000	0.000
WASA FDA									
4361	Provision of Sewerage Facilities in Kanak Basti, Rehmat Town, Siddiue Pura, Muslim Town, Haji Abad, Haider Abad and Ghazi Abad etc. 08-11-2008 Faisalabad	713.200	582.067	0.000	131.133	131.133	0.000	0.000	0.000
4362	Providing and Laying Sewer Lines in Union Council # 181, Chak No. 219/RB & 220/RB Jhang Road, Faisalabad. 19-11-2014 Faisalabad	97.800	65.000	0.000	32.800	32.800	0.000	0.000	0.000

URBAN DEVELOPMENT

(Million Rs.)

GS No	Scheme Information Approval Date / Location	Est. Cost	Accum. Exp June,16	Provision for 2016-17			MTDF Projections		Throw fwd Beyond June, 2019
				Cap	Rev	G. Total (Cap+Rev)	2017-18	2018-19	
1	2	3	4	5	6	7	8	9	10
4363	Remodeling of Storm Water Channel No. 1 Sheikhu Pura road to Paharang Drain 11-09-2014 Faisalabad	475.954	200.000	0.000	275.954	275.954	0.000	0.000	0.000
4364	Provision of Sewerage lines of sewer Deficient Areas, Faisalabad. 28-07-2014 Faisalabad	176.630	140.000	0.000	36.630	36.630	0.000	0.000	0.000
4365	Extension of water supply distribution network to unserved areas. 20-10-2015 Faisalabad	548.500	75.000	0.000	200.000	200.000	273.500	0.000	0.000
4366	Extension of sewerage network to unserved areas. 15-09-2015 Faisalabad	640.420	150.000	0.000	200.000	200.000	290.420	0.000	0.000
4367	Construction of Disposal Station at Dawood Chowk. 31-07-2015 Faisalabad	80.000	50.000	0.000	30.000	30.000	0.000	0.000	0.000
4368	Performance Based Contract for reduction of Non Revenue Water (NRW). 14-09-2015 Faisalabad	192.270	50.000	0.000	142.270	142.270	0.000	0.000	0.000
4369	Providing and Laying of Sewer Line in Muradabad, Rasool Nagar, Khalid Town, Naqishbandi Town, Rehman Colony & Bismillah Park, Faisalabad. 22-04-2015 Faisalabad	49.230	20.000	0.000	29.230	29.230	0.000	0.000	0.000
4370	Extension of water supply and sewerage facilities to unserved areas in Hassanpura, Himat Pura, Kehkashan Colony No. 2, Yousaf Abad, Al Fiaz Colony, Fareed Town, Gulbahar Colony, Sadiq Nagar, Dawood Nagar, Chishtia Park and Nasir Town etc. 07-09-2015 Faisalabad	75.000	30.000	0.000	45.000	45.000	0.000	0.000	0.000
Sub-Total: WASA FDA		3,049.004	1,362.067	0.000	1,123.017	1,123.017	563.920	0.000	0.000
GDA									
4371	Construction of Road from Samanabad Chungi to G. T. Road along Lohianwala Distributry, Tehsil & District Gujranwala. 8-10-2013 Gujranwala	155.148	137.574	0.000	17.574	17.574	0.000	0.000	0.000
4372	Construction of Road along Gujranwala Main Drain from Sheikhpura Road to Western Bye Pass Near Coca Cola Factory, Gujranwala. 15-08-2014 Gujranwala	200.000	96.810	0.000	103.190	103.190	0.000	0.000	0.000
4373	Dualization of Main Road Peoples Colony from Under Pass to Main Market Peoples Colony, Gujranwala. 7-01-2016 Gujranwala	80.000	40.000	0.000	40.000	40.000	0.000	0.000	0.000
Sub-Total: GDA		435.148	274.384	0.000	160.764	160.764	0.000	0.000	0.000
WASA GDA									
4374	Upgrading of Mechanical System for Sewerage and Drainage Services in Gujranwala. (JICA Grant) Approved Gujranwala	1,155.722	45.000	0.000	7.111	7.111	0.000	0.000	0.000

URBAN DEVELOPMENT

(Million Rs.)

GS No	Scheme Information Approval Date / Location	Est. Cost	Accum. Exp June,16	Provision for 2016-17			MTDF Projections		Throw fwd Beyond June, 2019
				Cap	Rev	G. Total (Cap+Rev)	2017-18	2018-19	
1	2	3	4	5	6	7	8	9	10
4375	Construction of RCC Drain Oila Mian Singh Minor from Rajkot Disposal Station to Western bypass, Gujranwala 12-11-2014 Gujranwala	949.575	549.575	0.000	400.000	400.000	0.000	0.000	0.000
4376	Sewerage / Drainage and PCC at Nowshera Road and adjoining abadies in Gujranwala 7-01-2015 Gujranwala	194.607	38.000	0.000	156.607	156.607	0.000	0.000	0.000
4377	Sewerage / Drainage and PCC at Khiali Shahpur and adjoining abadies In Gujranwala 07-01-2015 Gujranwala	150.359	21.175	0.000	129.184	129.184	0.000	0.000	0.000
4378	Sewerage / Drainage and PCC at Madina colony, Shadman Town, Muhammadi Park and adjoining Abadies in Gujranwala 07-01-2015 Gujranwala	145.345	40.000	0.000	105.345	105.345	0.000	0.000	0.000
4379	Drainage Sanitation at Nowshera Sansi and adjoining abadies In Gujranwala 07-01-2015 Gujranwala	76.049	40.000	0.000	36.049	36.049	0.000	0.000	0.000
4380	Laying of Sewerage line along Eastern Bypass from Jinnah Road to Disposal 31-08-2015 Gujranwala	195.446	50.000	0.000	145.446	145.446	0.000	0.000	0.000
4381	Construction of Water Overhead Reservoirs & allied works in the City 31-08-2015 Gujranwala	164.380	55.000	0.000	109.380	109.380	0.000	0.000	0.000
Sub-Total: WASA GDA		3,031.483	838.750	0.000	1,089.122	1,089.122	0.000	0.000	0.000
RDA									
4382	Rehabilitaion of Airport Road from Ammar Chowk to Karal Chowk, Rawalpindi 08-10-2013 Rawalpindi	502.010	302.010	0.000	200.000	200.000	0.000	0.000	0.000
4383	Rehabilitation/ Improvement of Rawal Road from Airport Road to Chandni Chowk, Rawalpindi 20-10-2015 Rawalpindi	441.072	75.000	0.000	366.072	366.072	0.000	0.000	0.000
4384	Pre-Feasibility for New City Development Along Motorway Corridor.(PC-II)RDA 13-07-2015 Rawalpindi	139.734	69.867	0.000	69.867	69.867	0.000	0.000	0.000
4385	Widening / Improvement of link road from Jamia High school for Boys / Girls to Govt. Hashmat Ali collage and Ghosia Chowk, Rawalpindi. 07-09-2015 Rawalpindi	31.324	11.611	0.000	19.713	19.713	0.000	0.000	0.000
Sub-Total: RDA		1,114.140	458.488	0.000	655.652	655.652	0.000	0.000	0.000
WASA RDA									
4386	Comprehensive Water Supply Scheme for Morgah, Kotha Kalan, Dhok Chaudhrian, Gulrez and neighbouring colonies, District Rawalpind 01-12-2014 Rawalpindi	592.855	350.000	0.000	242.855	242.855	0.000	0.000	0.000
4387	Laying of Trunk, Secondary and Lateral Sewer in Eastern Side of Murree Road(UC 30, 31, 32, 42, 43, 44, 45) (Planned under REIP), Rawalpindi. 15-12-2014 Rawalpindi	168.000	116.500	0.000	51.500	51.500	0.000	0.000	0.000

URBAN DEVELOPMENT

(Million Rs.)

GS No	Scheme Information Approval Date / Location	Est. Cost	Accum. Exp June,16	Provision for 2016-17			MTDF Projections		Throw fwd Beyond June, 2019
				Cap	Rev	G. Total (Cap+Rev)	2017-18	2018-19	
1	2	3	4	5	6	7	8	9	10
4388	Installation of 3 No. Tubewell, distribution system and sewerage system in PP-14, Rawalpindi. 10-08-2015 Rawalpindi	28.507	18.000	0.000	10.507	10.507	0.000	0.000	0.000
4389	Installation of 13 Nos. of Tube Wells in NA-54 10-08-2015 Rawalpindi	98.630	40.000	0.000	58.630	58.630	0.000	0.000	0.000
4390	Replacement of outlived Rusty & leaking pipelines and extension of distribution system (new) in leftover area with allied works in WASA jurisdiction, Rawalpindi. (Gastro Project Phase-II) 27-11-2015 Rawalpindi	500.000	50.000	0.000	75.000	75.000	375.000	0.000	0.000
4391	Comprehensive Sewerage System in UC 74,75,76 & 77 (Phaes-I) 30-11-2015 Rawalpindi	197.747	20.000	0.000	177.747	177.747	0.000	0.000	0.000
4392	Extension of water facilities in extended controlled area recently notified by Punjab Government. 12-02-2016 Rawalpindi	250.000	50.000	0.000	100.000	100.000	100.000	0.000	0.000
4393	Providing and laying of Sewer Lines in the area of NA-56, Rawalpindi 15-12-2015 Rawalpindi	100.000	40.000	0.000	60.000	60.000	0.000	0.000	0.000
4394	Water Supply Scheme for Dhoke Raja Muhammad Khan, U/C Chakala, Rawalpindi 07-11-2015 Rawalpindi	28.000	1.000	0.000	27.000	27.000	0.000	0.000	0.000
Sub-Total: WASA RDA		1,963.739	685.500	0.000	803.239	803.239	475.000	0.000	0.000
WASA MDA									
4395	Replacement of outlived sewer lines in Multan 27-11-2015 Multan	1,000.213	688.000	0.000	312.213	312.213	0.000	0.000	0.000
4396	Master Planning of water supply & sewerage i/c Consumer Survey & upgradation of billing system Multan 13-04-2015 Multan	87.023	41.512	0.000	45.511	45.511	0.000	0.000	0.000
Sub-Total: WASA MDA		1,087.236	729.512	0.000	357.724	357.724	0.000	0.000	0.000
BDA									
4397	Dulaization of road from Radio Station to Dewan Wali Pully City Bahawalpur 25-10-2014 Bahawalpur	105.700	35.925	0.000	69.775	69.775	0.000	0.000	0.000
4398	Installation of Traffic Signals at Bahawalpur City 17-08-2015 Bahawalpur	105.113	10.710	0.000	94.403	94.403	0.000	0.000	0.000
Sub-Total: BDA		210.813	46.635	0.000	164.178	164.178	0.000	0.000	0.000
Total: ON-GOING SCHEMES		41,843.213	18,152.260	0.000	11,372.000	11,372.000	6,962.987	1,792.113	0.000
NEW SCHEMES									
WASA LDA									
4399	Installation of Filtration Plants on 105 No. Tubewells. Un-Approved Lahore	428.000	0.000	0.000	150.000	150.000	278.000	0.000	0.000

URBAN DEVELOPMENT

(Million Rs.)

GS No	Scheme Information Approval Date / Location	Est. Cost	Accum. Exp June,16	Provision for 2016-17			MTDF Projections		Throw fwd Beyond June, 2019
				Cap	Rev	G. Total (Cap+Rev)	2017-18	2018-19	
1	2	3	4	5	6	7	8	9	10
4400	Replacement of Tubewells including Tubewells (45 Nos) Un-Approved Lahore	650.000	0.000	0.000	650.000	650.000	0.000	0.000	0.000
4401	Strom water Drainage System from Haji Camp to River Ravi via Laxmi Chowk, Mcleod Road, Nabha Road, Chauburji and Sham Nagar Lahore Un-Approved Lahore	1,500.000	0.000	0.000	500.000	500.000	1,000.000	0.000	0.000
4402	Installation of Water Filtration Plant and Reboring of Tubewell in Ittehad Colony Gulberg, Lahore. Un-Approved Lahore	27.000	0.000	0.000	20.000	20.000	7.000	0.000	0.000
4403	Provision of clean drinking water, sewerage system, PCC and allied facilities in ravi road, Islampura and adjoining abadies Lahore. Un-Approved Lahore	494.326	0.000	0.000	160.000	160.000	250.000	84.326	0.000
4404	Provision of clean drinking water, sewerage system, PCC and allied facilities in sheranwala gate, fazal park and adjoining abadies Lahore. Un-Approved Lahore	497.750	0.000	0.000	160.000	160.000	250.000	87.750	0.000
4405	Provision of clean drinking water, sewerage system, PCC and allied facilities in Allama Iqbal town, Canal Park and adjoining abadies Lahore. Un-Approved Lahore	499.900	0.000	0.000	160.000	160.000	250.000	89.900	0.000
4406	Provision of clean drinking water, sewerage system, PCC and allied facilities in Shimla Pahari and adjoining abadies Lahore. Un-Approved Lahore	500.000	0.000	0.000	160.000	160.000	250.000	90.000	0.000
4407	Provision of clean drinking water, sewerage system, PCC and allied facilities in Chohan colony Singh pura and adjoining abadies Lahore. Un-Approved Lahore	500.000	0.000	0.000	160.000	160.000	200.000	140.000	0.000
4408	Provision of clean drinking water, sewerage system, PCC and allied facilities in Sabzazar and adjoining abadies Lahore. Un-Approved Lahore	500.100	0.000	0.000	160.000	160.000	200.000	140.100	0.000
4409	Provision of clean drinking water, sewerage system, PCC and allied facilities in Shahdra and adjoining abadies Lahore. Un-Approved Lahore	622.800	0.000	0.000	200.000	200.000	300.000	122.800	0.000
4410	Provision of clean drinking water, sewerage system, PCC and allied facilities in Gaj Bazar, Gulistan Colony and adjoining abadies Lahore. Un-Approved Lahore	771.000	0.000	0.000	250.000	250.000	300.000	221.000	0.000
4411	PCC and drainage Scheme in UC-117 Mansoor, Lahore. Un-Approved Lahore	200.000	0.000	0.000	100.000	100.000	100.000	0.000	0.000
Sub-Total: WASA LDA		7,190.876	0.000	0.000	2,830.000	2,830.000	3,385.000	975.876	0.000

URBAN DEVELOPMENT

(Million Rs.)

GS No	Scheme Information Approval Date / Location	Est. Cost	Accum. Exp June,16	Provision for 2016-17			MTDF Projections		Throw fwd Beyond June, 2019
				Cap	Rev	G. Total (Cap+Rev)	2017-18	2018-19	
1	2	3	4	5	6	7	8	9	10
WASA FDA									
4412	Replacement of rusted/damaged water supply lines in the entire city. (Gastro-III). Un-Approved Faisalabad	250.000	0.000	0.000	100.000	100.000	150.000	0.000	0.000
4413	Extension of water Resource Faisalabad for city Phase-II (French Funded) Un-Approved Faisalabad	7,190.000	0.000	0.000	50.000	50.000	140.000	0.000	0.000
Sub-Total: WASA FDA		7,440.000	0.000	0.000	150.000	150.000	290.000	0.000	0.000
GDA									
4414	Construction of Road along Qila Mian Singh Minor from Alam Chowk to Gondlanwala Road to Samanabad Chungi, District Gujranwala. Un-Approved Gujranwala	495.000	0.000	0.000	100.000	100.000	395.000	0.000	0.000
Sub-Total: GDA		495.000	0.000	0.000	100.000	100.000	395.000	0.000	0.000
WASA GDA									
4415	Drainage / Sanitation at Mian Sansi and Adjoining Abadies in Gujranwala Un-Approved Gujranwala	76.458	0.000	0.000	19.668	19.668	56.790	0.000	0.000
4416	Drainage / Sanitation at Kaller Abadi and Adjoining Abadies in Gujranwala Un-Approved Gujranwala	43.868	0.000	0.000	43.868	43.868	0.000	0.000	0.000
4417	Drainage / Sanitation at Kashmir Colony, Therri Sansi and Adjoining Abadies in Gujranwala Un-Approved Gujranwala	27.384	0.000	0.000	27.384	27.384	0.000	0.000	0.000
4418	Drainage / Sanitation at Ghoray Shah Road and Adjoining Abadies in Gujranwala Un-Approved Gujranwala	60.700	0.000	0.000	20.000	20.000	40.700	0.000	0.000
Sub-Total: WASA GDA		208.410	0.000	0.000	110.920	110.920	97.490	0.000	0.000
RDA									
4419	Dualization of link road from Tipu Road to Airport road, Rawalpindi Un-Approved Rawalpindi	250.000	0.000	0.000	50.000	50.000	200.000	0.000	0.000
4420	Feasibility study & detailed design for signal free movement at Liaquat Bagh and Marris Chowk Murree Road , Rawalpindi Un-Approved Rawalpindi	10.000	0.000	0.000	10.000	10.000	0.000	0.000	0.000
4421	Remodeling of Double Road I.J.P Road Junction, Rawalpindi. Un-Approved Rawalpindi	1,950.000	0.000	0.000	10.000	10.000	1,940.000	0.000	0.000
Sub-Total: RDA		2,210.000	0.000	0.000	70.000	70.000	2,140.000	0.000	0.000
WASA RDA									
4422	Lai Nullah Protection and its Dredging / desilting Work (Phase-I) Un-Approved Rawalpindi	200.000	0.000	0.000	50.000	50.000	80.000	70.000	0.000
4423	Comprehensive Sewerage System in UC 74,75,76 & 77 (Phaes-II) Un-Approved Rawalpindi	350.000	0.000	0.000	90.000	90.000	150.000	110.000	0.000

URBAN DEVELOPMENT

(Million Rs.)

GS No	Scheme Information Approval Date / Location	Est. Cost	Accum. Exp June,16	Provision for 2016-17			MTDF Projections		Throw fwd Beyond June, 2019
				Cap	Rev	G. Total (Cap+Rev)	2017-18	2018-19	
1	2	3	4	5	6	7	8	9	10
Sub-Total: WASA RDA		550.000	0.000	0.000	140.000	140.000	230.000	180.000	0.000
WASA MDA									
4424	Augmentation /Improvement of Disposal Station Multan Phase-I Un-Approved Multan	600.000	0.000	0.000	400.000	400.000	200.000	0.000	0.000
Sub-Total: WASA MDA		600.000	0.000	0.000	400.000	400.000	200.000	0.000	0.000
MDA									
4425	Widening and improvement of road from MDA Chowk to Dera Adda Chowk Multan (Dual Carriageway). Un-Approved Multan	780.000	0.000	0.000	500.000	500.000	280.000	0.000	0.000
Sub-Total: MDA		780.000	0.000	0.000	500.000	500.000	280.000	0.000	0.000
FMDA									
4426	Construction of metalled road from ring road to Khar Fort Munro road (By pass) Un-Approved Dera Ghazi Khan , Tribal Area	42.070	0.000	0.000	42.070	42.070	0.000	0.000	0.000
4427	Establishment of FMDA Complex Un-Approved Dera Ghazi Khan , Tribal Area	75.000	0.000	0.000	75.000	75.000	0.000	0.000	0.000
4428	Management of solid waste at Fort Munro Un-Approved Dera Ghazi Khan , Tribal Area	71.620	0.000	0.000	71.620	71.620	0.000	0.000	0.000
4429	Beautification of Khar Parks at Fort Munro Un-Approved Dera Ghazi Khan , Tribal Area	10.000	0.000	0.000	10.000	10.000	0.000	0.000	0.000
4430	Extension of Mosque at Fort Munro. Un-Approved Dera Ghazi Khan , Tribal Area	3.960	0.000	0.000	3.960	3.960	0.000	0.000	0.000
4431	Development of Master Plan of Fort Monroe District DG.Khan Un-Approved Dera Ghazi Khan , Tribal Area	31.020	0.000	0.000	31.020	31.020	0.000	0.000	0.000
4432	Comprehensive Sewerage/Drainage Scheme including feasibility study & design Fort Munro. Un-Approved Dera Ghazi Khan , Tribal Area	300.000	0.000	0.000	70.000	70.000	230.000	0.000	0.000
4433	Construction of Metalled Road adjacent abadi Link Roads 20 KM with Drains Un-Approved Dera Ghazi Khan , Tribal Area	430.000	0.000	0.000	200.000	200.000	230.000	0.000	0.000
4434	Development of Parks, Horticulture and Installation of Solar light network at Fort Munroe. Un-Approved Dera Ghazi Khan , Tribal Area	99.000	0.000	0.000	50.000	50.000	49.000	0.000	0.000
4435	Construction of Metalled Road from N-70 KM No.74 to Fort Munro via Langar Khandarsir Length 5 Km Un-Approved Dera Ghazi Khan , Tribal Area	259.000	0.000	0.000	259.000	259.000	0.000	0.000	0.000

URBAN DEVELOPMENT

(Million Rs.)

GS No	Scheme Information Approval Date / Location	Est. Cost	Accum. Exp June,16	Provision for 2016-17			MTDF Projections		Throw fwd Beyond June, 2019
				Cap	Rev	G. Total (Cap+Rev)	2017-18	2018-19	
1	2	3	4	5	6	7	8	9	10
4436	Rehabilitation of ring road Fort Munro Un-Approved Dera Ghazi Khan , Tribal Area	30.710	0.000	0.000	30.710	30.710	0.000	0.000	0.000
4437	Construction of metalled road from ring road tennis hall to Triman Lake road Un-Approved Dera Ghazi Khan , Tribal Area	99.700	0.000	0.000	99.700	99.700	0.000	0.000	0.000
Sub-Total: FMDA		1,452.080	0.000	0.000	943.080	943.080	509.000	0.000	0.000
PHA-Faisalabad									
4438	Development / Improvement of Mian Sharif Park, Halal Road, Faisalabad. Un-Approved Faisalabad	23.000	0.000	0.000	23.000	23.000	0.000	0.000	0.000
4439	Development / Improvement of Haji Park in Nazimabad B-Block, Faisalabad. Un-Approved Faisalabad	8.000	0.000	0.000	8.000	8.000	0.000	0.000	0.000
4440	Development / Improvement of Gulshan-e-Rafique Park in Rasheed Nagar, Satellite Town, Faisalabad. Un-Approved Faisalabad	8.000	0.000	0.000	8.000	8.000	0.000	0.000	0.000
4441	Development / Improvement of Muslim Park in Nizimabad A-Block, Faisalabad. Un-Approved Faisalabad	5.000	0.000	0.000	5.000	5.000	0.000	0.000	0.000
4442	Development / Improvement of Ch. Faqeer Muhammad Park, sir Syed town 212/RB, Faisalabad. Un-Approved Faisalabad	5.000	0.000	0.000	5.000	5.000	0.000	0.000	0.000
4443	Development / Improvement of Park in Risala No.12, Faisalabad. Un-Approved Faisalabad	5.000	0.000	0.000	5.000	5.000	0.000	0.000	0.000
Sub-Total: PHA-Faisalabad		54.000	0.000	0.000	54.000	54.000	0.000	0.000	0.000
PHA-Rawalpindi									
4444	Establishment of public park in NA-52, District Rawalpindi. Un-Approved Rawalpindi	150.000	0.000	0.000	30.000	30.000	120.000	0.000	0.000
Sub-Total: PHA-Rawalpindi		150.000	0.000	0.000	30.000	30.000	120.000	0.000	0.000
Total: NEW SCHEMES		21,130.366	0.000	0.000	5,328.000	5,328.000	7,646.490	1,155.876	0.000
Total: ADP		62,973.579	18,152.260	0.000	16,700.000	16,700.000	14,609.477	2,947.989	0.000

OTHER DEVELOPMENT PROGRAMME

Low Income Housing

4445	Area Development Scheme (ADS-IV) Sialkot. (200 Acre). Un-Approved Sialkot	1,000.000	0.000	200.000	0.000	200.000	400.000	400.000	0.000
4446	Area Development Scheme (ADS) Lodhran. (50 Acre) Approved Lodhran	188.341	80.000	108.341	0.000	108.341	0.000	0.000	0.000
4447	3 Marla Housing Scheme, Chishtian. (50 Acre). Approved Bahawalnagar , Chishtian	195.187	80.000	115.187	0.000	115.187	0.000	0.000	0.000

URBAN DEVELOPMENT

(Million Rs.)

GS No	Scheme Information Approval Date / Location	Est. Cost	Accum. Exp June,16	Provision for 2016-17			MTDF Projections		Throw fwd Beyond June, 2019
				Cap	Rev	G. Total (Cap+Rev)	2017-18	2018-19	
1	2	3	4	5	6	7	8	9	10
4448	Area Development Scheme (ADS-II), Chiniot. (50 Acre) Un-Approved Chiniot	250.000	0.000	76.472	0.000	76.472	100.528	72.472	0.000
Sub-Total: Low Income Housing		1,633.528	160.000	500.000	0.000	500.000	500.528	472.472	0.000
PHA									
4449	Green Development Funds (PHA). Punjab	500.000	0.000	0.000	500.000	500.000	0.000	0.000	0.000
Sub-Total: PHA		500.000	0.000	0.000	500.000	500.000	0.000	0.000	0.000
Total: OTHER DEVELOPMENT PROGRAMME		2,133.528	160.000	500.000	500.000	1,000.000	500.528	472.472	0.000
Grand Total		65,107.107	18,312.260	500.000	17,200.000	17,700.000	15,110.005	3,420.461	0.000

AGRICULTURE

VISION

Self-reliance, food security and promotion of exportable high value crops in agriculture and transforming agriculture sector into a diversified, sustainable and market driven sector through improved practices, efficient use of resources, and limiting losses due to insects, pests, salinity, alkalinity and revamping existing marketing system.

OBJECTIVES / POLICY

- Food security management in holistic manner.
- Emphasis on innovative technologies to bring vertical crop productivity.
- Increase farmer's income through increased crop productivity, better support price and diversified agriculture practices.
- Emphases on high value agriculture i.e. flowers, fruit and vegetable production and productivity.
- Efficient water conveyance and application through improved water courses, precision land leveling and drip and sprinkler irrigation.
- Sustained productivity improvement in wheat, rice, cotton and maize by encouraging public sector research and collaboration.
- Explore renewable and alternate energy resources in agriculture.
- Develop value chains and enforce input/output certification mechanism.
- Enhancing vegetable production in Punjab.
- Promotion of pulses production and ensure its availability on affordable prices.
- Efficient market infrastructure to ensure optimal value addition.
- Strengthen Research-Extension-Farmer linkage.
- Ensure quality and purity of farm inputs.
- Strengthening Research and Extension services.
- Promotion of diversified crops like Olives and Grapes in Pothohar region.

STRATEGY

- Vertical enhancement in crop productivity through resource and emerging need based oriented innovative technologies

- Emphasis on horticulture, cotton and maize
 - Encouraging participation of private sector research
 - Favorable horticulture policies
- Development of value chain and establishment of food certification mechanism
- Improvement of infrastructure and capacity building of research and extension
 - Incentives to scientists to deliver
 - International coordination
 - Private sector participation
 - Exploring renewable energy sources in agriculture
- Increase farmers income
 - Diversified agriculture
 - Enhancing cotton and maize productivity
- Increase in national income
- Enhancing Crop Productivity through adoption of new technologies
- Eradication of poverty
- Enhancement of fruit & vegetable production and productivity
 - Improve seed quality
 - Introduction of good management practices
 - Extension in shelf life
 - Availability of certified nursery plants
 - Develop value chain by engaging modern super markets
 - Transform supply-based to demand oriented production
 - Establish food certification system
- Efficient use of water by way of precision land leveling and economical use of available water through High Efficiency (Drip/Sprinkler) Irrigation Systems
- Decrease in oil seeds import bills through boosting local production
- Diversification of high value cropping through promotion of Horticulture
- Commissioned Research for Development of Cotton Seed
- Development of efficient marketing infrastructure
- Strengthening of triangle linkages among farmer-Research & Extension
- Improvement in accommodation facilities for students at Agriculture Universities.
- Award of 50 overseas Ph. D scholarships at University of Agriculture Faisalabad.
- Provision of Forensic Testing Facilities for Pesticides and Fertilizers

OUTCOME BASED TARGETS 2016-17

Activities	2015-16		2016-17
	Targets	Achievements	Targets
Improvement of Water courses (No.)	1,500	1,230	1,200
Installation of irrigation system (Acres)	10,000	6,143	10,000
Provision of LASER Units to Service Providers/ Farmers (No.)	2,000	1,000	2,000
Training courses on Improved Water Management Practices (No.)	150	111	150
Rehabilitation of Irrigation Schemes in Non- Canal Commanded areas (No.)	200	189	450
Demonstration of Plots for Enhancing Vegetable Production (No.)	375	375	312
Demonstration of Plots for Promotion of Pulses Cultivation (No.)	546	546	100
Rehabilitation / additional lining of already improved watercourses upto 50% length (No.)	500	210	550
Import & Cultivation of olive plants (No.)	350,000	283,500	337,500
Area to be covered with olive plantation (acres)	2,000	760	3,000

TREND OF ALLOCATION

(Rs. In Million)

Sr.No.	Year	Allocation
1.	2012-13	5,040
2.	2013-14	5,230
3.	2014-15	7,900
4.	2015-16	10,725*
5.	2016-17	20,000**

* Including Rs. 100 million for Other Development Programme

** Including Rs. 200 million for Other Development Programme and Rs. 10,000 million for Khadim e Punjab Kissan Package

MTDF 2016-19
Agriculture: Summary
Development Programme 2016-17

(Million Rs.)

Sub-Sector	Capital	Revenue	Total	F. Aid	Total
Ongoing Schemes					
Regular	145.620	3932.535	4078.155	3921.845	8000.000
ODP	0.000	200.000	200.000	0.000	200.000
Total	145.620	4,132.535	4,278.155	3,921.845	8,200.000
New Schemes					
Regular	459.790	1340.210	1800.000	0.000	1800.000
Khadim e Punjab Kissan Package	0.000	10000.000	10000.000	0.000	10000.000
Total	459.790	11,340.210	11,800.000	0.000	11,800.000
Total (ongoing+new)	605.410	15,472.745	16,078.155	3,921.845	20,000.000

Development Program 2017-18

Ongoing Schemes					
Regular	500.000	7258.936	7758.936	4000.000	11758.936
ODP	0.000	200.000	200.000	0.000	200.000
Total	500.000	7,458.936	7,958.936	4,000.000	11,958.936
New Schemes					
Regular	689.685	2010.315	2700.000	0.000	2,700.000
Khadim e Punjab Kissan Package	0.000	10000.000	10000.000	0.000	10000.000
Total	689.685	12,010.315	12,700.000	0.000	12,700.000
Total (ongoing+new)	1,189.685	19,469.251	20,658.936	4,000.000	24,658.936

Development Program 2018-19

Ongoing Schemes					
Regular	750.000	10888.404	11638.404	4,000.000	15638.404
ODP	0.000	300.000	300.000	0.000	300.000
Total	750.000	11,188.404	11,938.404	4,000.000	15,938.404
New Schemes					
Regular	758.654	2211.347	2970.000	0.000	2970.000
Total	758.654	2,211.347	2,970.000	0.000	2,970.000
Total (ongoing+new)	1,508.654	13,399.751	14,908.404	4,000.000	18,908.404

MTDF 2016-19: Grand Total **63,567.340**

AGRICULTURE: SUMMARY

(Million Rs.)

Type / Sub Sector	No. of Schemes	Provision for 2016-17				Projection for 2017-18	Projection for 2018-19
		Capital	Revenue	Foreign Aid	G. Total (Cap+Rev)		
<u>ON-GOING SCHEMES</u>							
Agriculture Research	7	49.105	309.291	0.000	358.396	371.657	441.582
Agriculture Mechanization	3	96.515	14.940	0.000	111.455	0.000	0.000
Agriculture Extension	5	0.000	1,270.942	0.000	1,270.942	1,455.814	1,221.977
Water Management	3	0.000	1,250.000	3,921.845	5,171.845	2,771.261	1,819.117
Floriculture	1	0.000	1.920	0.000	1.920	0.000	0.000
Agriculture Education	6	0.000	1,085.442	0.000	1,085.442	1,271.944	172.155
Total: ON-GOING SCHEMES	25	145.620	3,932.535	3,921.845	8,000.000	5,870.676	3,654.831
<u>NEW SCHEMES</u>							
Agriculture Research	8	194.790	891.210	0.000	1,086.000	422.260	413.150
Agriculture Mechanization	1	0.000	20.000	0.000	20.000	0.000	0.000
Planning & Evaluation Cell	1	0.000	50.000	0.000	50.000	50.000	0.000
Economics & Marketing	3	250.000	369.000	0.000	619.000	1,391.000	1,000.000
Agriculture Information	1	15.000	10.000	0.000	25.000	25.000	0.000
Khadim e Punjab Kissan Package	1	0.000	10,000.000	0.000	10,000.000	0.000	0.000
Total: NEW SCHEMES	15	459.790	11,340.210	0.000	11,800.000	1,888.260	1,413.150
Total: ADP	40	605.410	15,272.745	3,921.845	19,800.000	7,758.936	5,067.981
<u>OTHER DEVELOPMENT PROGRAMME</u>							
ODP	1	0.000	200.000	0.000	200.000	0.000	0.000
Total: OTHER DEVELOPMENT PROGRAMME	1	0.000	200.000	0.000	200.000	0.000	0.000
Grand Total	41	605.410	15,472.745	3,921.845	20,000.000	7,758.936	5,067.981

AGRICULTURE

(Million Rs.)

GS No	Scheme Information Approval Date / Location	Est. Cost	Accum. Exp June,16	Provision for 2016-17			MTDF Projections		Throw fwd Beyond June, 2019
				Cap	Rev	G. Total (Cap+Rev)	2017-18	2018-19	
1	2	3	4	5	6	7	8	9	10

ON-GOING SCHEMES

Agriculture Research

4450	Introduction and adaptation of high value crops and fruits in climatic conditions of Punjab. 01-08-2015 Chakwal	34.565	14.371	3.800	4.372	8.172	4.657	3.247	3.467
4451	Evolution of Sorghum and Corn genotypes for the production of conserved fodders. 01-08-2015 Sargodha	9.158	2.460	2.660	4.032	6.692	0.000	0.000	0.000
4452	Up-gradation of Main Library, Ayub Agriculture Research Institute, Faisalabad through IT Interventions. 01-08-2015 Faisalabad	23.650	5.550	14.300	3.800	18.100	0.000	0.000	0.000
4453	Provision of lab and field equipment for Development of Basmati Rice Hybrid Resistant to Bacterial Leaf Blight, Flood and Salinity in Punjab. 01-08-2015 Sheikhpura , Ferozwala	44.010	8.840	5.475	7.385	12.860	8.740	7.915	5.655
4454	Additional Facilities for Improvement in Fruit Yield and Quality of Guava, Date and Pomegranate. 11-8-14 Faisalabad, Jhang, Bahawalpur	22.124	15.978	0.000	5.277	5.277	0.000	0.000	0.000
4455	Developing Pothwar into an Olive Valley. 01-08-2015 Khushab, Chakwal, Jhelum, Attock, Rawalpindi , Khushab, Chakwal, Jhelum, Kallar Kahar, Choa Saidan Shah, Dina, Talagang, Pind Dadan Khan & Sohawa etc	1,825.000	157.833	12.000	275.750	287.750	350.000	427.000	508.200
4456	Provision of Additional Research Facilities for Development of Heat Resilient Maize Hybrids at Maize & Millets Research Institute. 01-08-2015 Sahiwal, Faisalabad , Sahiwal, Faisalabad	48.000	11.265	10.870	8.675	19.545	8.260	3.420	3.630
Sub-Total: Agriculture Research		2,006.507	216.297	49.105	309.291	358.396	371.657	441.582	520.952

Agriculture Mechanization

4457	Construction of New Agricultural Offices Complex, at Murree Road, and Soil Conservation, Agricultural Engineering Workshops and Offices at Adyala Road, Rawalpindi. 04-11-2013 Rawalpindi , Rawalpindi .	247.336	207.321	40.015	0.000	40.015	0.000	0.000	0.000
4458	Introduction and Adaptation of Advanced Technologies to Mechanize Various Farm Operations for Enhancing Crop Production. 11-08-2014 Multan	46.000	33.854	0.000	4.230	4.230	0.000	0.000	0.000
4459	Sustainable development and management of ground water with Electric Resistivity Sounding Survey in Punjab (Phase II) 01-08-2015 Punjab	148.680	69.134	56.500	10.710	67.210	0.000	0.000	0.000
Sub-Total: Agriculture Mechanization		442.016	310.309	96.515	14.940	111.455	0.000	0.000	0.000

AGRICULTURE

(Million Rs.)

GS No	Scheme Information Approval Date / Location	Est. Cost	Accum. Exp June,16	Provision for 2016-17			MTDF Projections		Throw fwd Beyond June, 2019
				Cap	Rev	G. Total (Cap+Rev)	2017-18	2018-19	
1	2	3	4	5	6	7	8	9	10
Agriculture Extension									
4460	Enhancing Vegetable Production in Punjab 11-02-14 Punjab , All Tehsils	410.870	293.732	0.000	113.820	113.820	0.000	0.000	0.000
4461	Management of fruit fly with special reference to non-conventional methods. 20-10-14 Punjab	227.610	101.331	0.000	62.892	62.892	61.642	0.000	0.000
4462	Promotion of Pulses Cultivation in Punjab 25-03-14 Punjab , All Tehsils	127.260	124.542	0.000	2.230	2.230	0.000	0.000	0.000
4463	Extension Service 2.0 - Farmer Facilitation Through Modernized Extension. 11-08-2015 Punjab	4,528.451	623.000	0.000	500.000	500.000	1,394.172	1,221.977	789.089
4464	Promotion of Agriculture Mechanization in Punjab. 20-08-2015 Punjab , All Tehsils	1,183.600	559.734	0.000	592.000	592.000	0.000	0.000	0.000
Sub-Total: Agriculture Extension		6,477.791	1,702.339	0.000	1,270.942	1,270.942	1,455.814	1,221.977	789.089
Water Management									
4465	Punjab Irrigated Agriculture Productivity Improvement Project (PIPIP)-World Bank Assisted 16-08-2012 Punjab , All Tehsils	21,249.997	17,328.152	0.000	3,921.845	3,921.845	0.000	0.000	0.000
				Local:	0.000	0.000			
				Foreign:	0.000	3,921.845			
4466	Optimizing watercourse conveyance efficiency through enhancing lining length. 20-08-2015 Punjab except Rawalpindi, Attock, Chakwal and Jhelum districts , Punjab except tehsils in Rawalpindi, Attock, Chakwal and Jhelum districts	6,829.695	500.000	0.000	1,000.000	1,000.000	1,896.261	1,819.117	1,613.917
4467	Provision of Laser Land Levellers to the farmers / service providers on subsidized costs. 20-08-2015 Punjab except Rawalpindi, Attock, Chakwal and Jhelum districts , Punjab except tehsils in Rawalpindi, Attock, Chakwal and Jhelum districts	1,350.000	225.000	0.000	250.000	250.000	875.000	0.000	0.000
Sub-Total: Water Management		29,429.692	18,053.152	0.000	5,171.845	5,171.845	2,771.261	1,819.117	1,613.917
Floriculture									
4468	Establishment Of Export Oriented Floriculture Centre At Pattoki. 17-11-2014 Kasur, Rawalpindi, Multan , Pattoki, Rawalpindi ,Multan	15.000	11.760	0.000	1.920	1.920	0.000	0.000	0.000
Sub-Total: Floriculture		15.000	11.760	0.000	1.920	1.920	0.000	0.000	0.000
Agriculture Education									
4469	Testing Indigenous Hydroponic Greenhouses for Vegetable Growing at various Locations in Punjab. Un-Approved Rawalpindi	101.225	0.000	0.000	70.535	70.535	30.690	0.000	0.000
4470	Establishment of Punjab Bio-Energy Institute (PBI) at UAF. 16-10-2014 Faisalabad	499.231	361.830	0.000	116.753	116.753	0.000	0.000	0.000

AGRICULTURE

(Million Rs.)

GS No	Scheme Information Approval Date / Location	Est. Cost	Accum. Exp June,16	Provision for 2016-17			MTDF Projections		Throw fwd Beyond June, 2019
				Cap	Rev	G. Total (Cap+Rev)	2017-18	2018-19	
1	2	3	4	5	6	7	8	9	10
4471	Scheme for 50 overseas Ph.D. Scholarships for University of Agriculture, Faisalabad. 20-08-2015 Faisalabad	656.083	19.775	0.000	168.533	168.533	145.390	172.155	149.570
4472	Rehabilitation & Improvement of Khadija-tul-kubra Female Hostel Complex alongwith Construction of Sports Facility at UAF. 01-08-2015 Faisalabad	176.900	80.000	0.000	96.900	96.900	0.000	0.000	0.000
4473	Establishment of Sub-Campus of University of Agriculture Faisalabad at Depalpur, District Okara. 13-04-2015 Okara , Renala Khurd	454.960	100.000	0.000	354.960	354.960	0.000	0.000	0.000
4474	Establishment of Muhammad Nawaz Shareef University of Agriculture, Multan (Phase II). 29-10-2015 Multan	1,450.101	68.755	0.000	277.761	277.761	1,095.864	0.000	0.000
Sub-Total: Agriculture Education		3,338.500	630.360	0.000	1,085.442	1,085.442	1,271.944	172.155	149.570
Total: ON-GOING SCHEMES		41,709.506	20,924.217	145.620	7,854.380	8,000.000	5,870.676	3,654.831	3,073.528

NEW SCHEMES

Agriculture Research

4475	Digitization of Agriculture Research carried out at different universities and research organizations in Punjab. Un-Approved Faisalabad	20.000	0.000	0.000	10.000	10.000	10.000	0.000	0.000
4476	Provision of Forensic Fertilizer Testing Facilities at Provincial Reference Fertilizer Testing Laboratory Raiwind Lahore. Un-Approved Lahore , Raiwind	253.255	0.000	0.000	253.255	253.255	0.000	0.000	0.000
4477	Provision of Forensic Pesticide Testing Facilities at Provincial Pesticide Reference Laboratory, Kala Shah Kaku. Un-Approved Sheikhpura , Kala Shah Kaku	337.100	0.000	0.000	337.100	337.100	0.000	0.000	0.000
4478	Production of Pre-Basic/Basic Virus Free Seed of the Approved Potato Variety / Varieties through Tissue Culture. Un-Approved Sahiwal	37.320	0.000	31.770	2.250	34.020	1.500	1.800	0.000
4479	Study to ascertain causes of declining prices and remedial measures for boosting cotton production. Un-Approved Multan	10.000	0.000	0.000	10.000	10.000	0.000	0.000	0.000
4480	Diversification to high value cropping through promotion of horticulture. Un-Approved Punjab	1,000.000	0.000	75.000	125.000	200.000	200.000	200.000	400.000
4481	Commissioned Research for development of Cotton Seed. Un-Approved Faisalabad, Multan, Rahimyar Khan	1,000.000	0.000	75.000	125.000	200.000	200.000	200.000	400.000
4482	Development of Integrated Management of Citrus Orchards to Enhance the Yield & Improvement of Fruit Quality. Un-Approved Faisalabad, Toba Tek Singh, Sargodha	63.982	0.000	13.020	28.605	41.625	10.760	11.350	0.000
Sub-Total: Agriculture Research		2,721.657	0.000	194.790	891.210	1,086.000	422.260	413.150	800.000

AGRICULTURE

(Million Rs.)

GS No	Scheme Information Approval Date / Location	Est. Cost	Accum. Exp June,16	Provision for 2016-17			MTDF Projections		Throw fwd Beyond June, 2019
				Cap	Rev	G. Total (Cap+Rev)	2017-18	2018-19	
1	2	3	4	5	6	7	8	9	10
Agriculture Mechanization									
4483	Provision of GPS & Tracking System in machinery of Field Wing. Un-Approved Punjab	20.000	0.000	0.000	20.000	20.000	0.000	0.000	0.000
Sub-Total: Agriculture Mechanization		20.000	0.000	0.000	20.000	20.000	0.000	0.000	0.000
Planning & Evaluation Cell									
4484	Establishment of Agriculture Delivery Unit (ADU). Un-Approved Lahore	100.000	0.000	0.000	50.000	50.000	50.000	0.000	0.000
Sub-Total: Planning & Evaluation Cell		100.000	0.000	0.000	50.000	50.000	50.000	0.000	0.000
Economics & Marketing									
4485	Establishment of model farms linked with improved supply chain and value addition. Un-Approved Punjab	3,000.000	0.000	0.000	259.000	259.000	741.000	1,000.000	1,000.000
4486	Improvement / Modernization of Agricultural Produce Markets (Phase I). Un-Approved Punjab	1,000.000	0.000	250.000	100.000	350.000	650.000	0.000	0.000
4487	Feasibility Study for Provision of Enabling Environment for Digital Commodity Trade. Un-Approved Punjab	10.000	0.000	0.000	10.000	10.000	0.000	0.000	0.000
Sub-Total: Economics & Marketing		4,010.000	0.000	250.000	369.000	619.000	1,391.000	1,000.000	1,000.000
Agriculture Information									
4488	Interactive Information Dissemination System through Use of Modern Technologies for Innovative Agriculture. Un-Approved Punjab	50.000	0.000	15.000	10.000	25.000	25.000	0.000	0.000
Sub-Total: Agriculture Information		50.000	0.000	15.000	10.000	25.000	25.000	0.000	0.000
Khadim e Punjab Kissan Package									
4489	Khadim e Punjab Kissan Package Un-Approved Punjab	10,000.000	0.000	0.000	10,000.000	10,000.000	0.000	0.000	0.000
Sub-Total: Khadim e Punjab Kissan Package		10,000.000	0.000	0.000	10,000.000	10,000.000	0.000	0.000	0.000
Total: NEW SCHEMES		16,901.657	0.000	459.790	11,340.210	11,800.000	1,888.260	1,413.150	1,800.000
Total: ADP		58,611.163	20,924.217	605.410	19,194.590	19,800.000	7,758.936	5,067.981	4,873.528

AGRICULTURE

(Million Rs.)

GS No	Scheme Information Approval Date / Location	Est. Cost	Accum. Exp June,16	Provision for 2016-17			MTDF Projections		Throw fwd Beyond June, 2019
				Cap	Rev	G. Total (Cap+Rev)	2017-18	2018-19	
1	2	3	4	5	6	7	8	9	10

OTHER DEVELOPMENT PROGRAMME

ODP

4490	Punjab Bio Gas Energy Company Un-Approved Punjab	200.000	0.000	0.000	200.000	200.000	0.000	0.000	0.000
Sub-Total: ODP		200.000	0.000	0.000	200.000	200.000	0.000	0.000	0.000
Total: OTHER DEVELOPMENT PROGRAMME		200.000	0.000	0.000	200.000	200.000	0.000	0.000	0.000
Grand Total		58,811.163	20,924.217	605.410	19,394.590	20,000.000	7,758.936	5,067.981	4,873.528

COOPERATIVES

VISION

Cooperatives Department has the potential to alleviate poverty through the principles of cooperation and to promote: -

- Self-help and mutual aid
- Thrift and resource building
- Equality and democracy
- To safeguard the interest of members
- To ensure democratic and participatory growth

OBJECTIVES

- To ensure food security and alleviate poverty through improving income of the small farmer members of the Agricultural Cooperative Societies
- Build a sustainable mechanism to ensure continuity for the productivity enhancement and food security program
- To ensure adequate food particularly fruits and vegetables supply through increase production of food, cash crops, creation of employment, sustainable livelihood and income generation for increased access to food particularly of the food-insecure population.
- To promote small farmers' production, marketing, small scale agricultural enterprises and linking them to upstream marketing and value adding chains on cooperative basis.
- Empower the small farmers of the Agricultural Cooperative Societies, registered under the Cooperative Societies Act, 1925 for enabling them to manage their resources efficiently and become profitable market oriented entities.

STRATEGIC INTERVENTIONS

- Up-gradation of the Cooperative Training College Faisalabad.
- Up-gradation of the Regional Cooperative Training Institute Bahawalpur.
- Introduction of Collective/Cooperative Farming in Punjab

TREND OF ALLOCATIONS

(Rs. in million)

Sr.No.	Year	Allocation
1.	2012-13	-
2.	2013-14	-
3.	2014-15	132
4.	2015-16	145
5.	2016-17	208

MTDF 2016-19
Cooperatives: Summary
Development Programme 2016-17

(Million Rs.)

Sub-Sector	Capital	Revenue	Total	F. Aid	Total
Ongoing Schemes					
Regular	89.743	18.257	108.000	0.000	108.000
Total	89.743	18.257	108.000	0.000	108.000
New Schemes					
Regular	0.000	100.000	100.000	0.000	100.000
Total	0.000	100.000	100.000	0.000	100.000
Total (ongoing+new)	89.743	118.257	208.000	0.000	208.000

Development Program 2017-18

Ongoing Schemes					
Regular	0.000	50.000	50.000	0.000	50.000
Total	0.000	50.000	50.000	0.000	50.000
New Schemes					
Regular	100.000	200.000	300.000	0.000	300.000
Total	100.000	200.000	300.000	0.000	300.000
Total (ongoing+new)	100.000	250.000	350.000	0.000	350.000

Development Program 2018-19

Ongoing Schemes					
Regular	100.000	200.000	300.000	0.000	300.000
Total	100.000	200.000	300.000	0.000	300.000
New Schemes					
Regular	150.000	300.000	450.000	0.000	450.000
Total	150.000	300.000	450.000	0.000	450.000
Total (ongoing+new)	250.000	500.000	750.000	0.000	750.000

MTDF 2016-19: Grand Total 1,308.000

COOPERATIVES: SUMMARY

(Million Rs.)

Type / Sub Sector	No. of Schemes	Provision for 2016-17				Projection for 2017-18	Projection for 2018-19
		Capital	Revenue	Foreign Aid	G. Total (Cap+Rev)		
<u>ON-GOING SCHEMES</u>							
Regular	2	89.743	18.257	0.000	108.000	0.000	0.000
Total: ON-GOING SCHEMES	2	89.743	18.257	0.000	108.000	0.000	0.000
<u>NEW SCHEMES</u>							
Regular	1	0.000	100.000	0.000	100.000	50.000	0.000
Total: NEW SCHEMES	1	0.000	100.000	0.000	100.000	50.000	0.000
Total: ADP	3	89.743	118.257	0.000	208.000	50.000	0.000
Grand Total	3	89.743	118.257	0.000	208.000	50.000	0.000

COOPERATIVES

(Million Rs.)

GS No	Scheme Information Approval Date / Location	Est. Cost	Accum. Exp June,16	Provision for 2016-17			MTDF Projections		Throw fwd Beyond June, 2019
				Cap	Rev	G. Total (Cap+Rev)	2017-18	2018-19	
1	2	3	4	5	6	7	8	9	10

ON-GOING SCHEMES

Regular

4491	Upgradation of the Cooperative Traing College Faisalabad. 07-08-2015 Faisalabad	157.024	60.013	78.740	18.257	96.997	0.000	0.000	0.000
4492	Upgradation of the Regional Cooperative Training Institute Bahawalpur 20-04-2016 Bahawalpur	50.510	39.507	11.003	0.000	11.003	0.000	0.000	0.000
Sub-Total: Regular		207.534	99.520	89.743	18.257	108.000	0.000	0.000	0.000
Total: ON-GOING SCHEMES		207.534	99.520	89.743	18.257	108.000	0.000	0.000	0.000

NEW SCHEMES

Regular

4493	Introduction of Collective / Cooperative Farming in Punjab. Un-Approved Punjab	150.000	0.000	0.000	100.000	100.000	50.000	0.000	0.000
Sub-Total: Regular		150.000	0.000	0.000	100.000	100.000	50.000	0.000	0.000
Total: NEW SCHEMES		150.000	0.000	0.000	100.000	100.000	50.000	0.000	0.000
Total: ADP		357.534	99.520	89.743	118.257	208.000	50.000	0.000	0.000
Grand Total		357.534	99.520	89.743	118.257	208.000	50.000	0.000	0.000

FORESTRY

VISION

Develop, maintain and maximize forest resources in a scientific, environmentally sustainable, ecologically stable and social acceptable manner.

OBJECTIVES

- Climate change and biodiversity preservation
- Plant up all the blank public forest areas.
- Increase farm trees from 18 to 28 per acre by joint effort with the private sector.
- Establishment of nurseries in public and private sectors.
- Increase the productivity of rangelands.
- Develop projects on PPP mode in accordance with Forest Act.

STRATEGY

In view of the overall objectives to preserve, conserve and manage forests resource the department has prioritized its strategic interventions. The major focus of the strategy shall be to enhance tree cover in the province that shall serve both environmental and productive functions of the forests resource. The strategic interventions shall cater for the national obligations towards international protocols/agreements. Forestry is a labor intensive intervention that generates employment opportunities at local level to support socio-economic needs. Besides that the use of large quantum of rangelands supports the livestock sector.

STRATEGIC INTERVENTIONS

- Rehabilitation of Kamalia Irrigated Plantation
- Ecological Afforestation in Kharian
- Development of Changa Manga Forest Park
- Environmental Afforestation of Degraded Land in Deepalpur Plantation
- Establishment of Shahbaz Sharif Forest Park Deepalpur Plantation
- Development of Patisar Lake and additional recreational facilities in Lal Suhana National Park
- Mechanization of Forestry Operations & Fire Fighting Techniques
- Chief Minister's Special Initiative for Mass Afforestation in Punjab
- Establishment of Punjab Forest Academy for in-service and post graduate training.
- Rehabilitation of Existing Forest Parks in Punjab
- Afforestation of Marginal Lands in Murree
- Implementation of Management plan in Southern zone (Inayat, Machu & Rajan shah)
- Afforestation in Riparian Forests in Central Zone
- Biomass increase in Lal Suhanra National Park Bahawalpur
- Revival of Patisar Lake at Lal Suhanra National Park Bahawalpur
- Establishment of Sharif Park near Dongi Dam Tehsil Gujar Khan Rawalpindi
- Maintenance of road side plantation raised under KPRRP- Phase-I
- Rehabilitation of Chichwatni Irrigated plantation
- Rehabilitation of Khanewal Irrigated plantation
- Development of GIS based Forest management system in Punjab
- Rehabilitation of Kamalia Irrigated plantation
- Afforestation in Murree Hills.

OUT COME BASED TARGETS

Activities	Targets
Compact Plantation (acress)	10,575 Acres
Linear Plantation	1,720 Av. Km
Potted Nursery (Million)	9.470 million
Bed Nursery	26 Acres

TREND OF ALLOCATION

(Rs. in million)

Sr.No.	Year	Allocation
1.	2012-13	475
2.	2013-14	390
3.	2014-15	980
4.	2015-16	900
5.	2016-17	2,200*

* Including Rs.1,000 million for Khadim e Punjab Kissan Package

MTDF 2016-18
Forestry: Summary
Development Programme 2016-17

(Million Rs.)

Sub-Sector	Capital	Revenue	Total	F.Aid	Total
Ongoing Schemes					
Regular	0.000	974.722	974.722	0.000	974.722
Total	0.000	974.722	974.722	0.000	974.722
New Schemes					
Regular	0.000	225.278	225.278	0.000	225.278
Khadim e Punjab Kissan Package	0.000	1000.000	1000.000	0.000	1000.000
Total	0.000	1225.278	1225.278	0.000	1225.278
Total (ongoing+New)	0.000	2200.000	2200.000	0.000	2200.000

Development Programme 2017-18

Ongoing Schemes					
Regular	0.000	1120.930	1120.930	0.000	1120.930
Total	0.000	1120.930	1120.930	0.000	1120.930
New Schemes					
Regular	0.000	259.069	259.069	0.000	259.069
Khadim e Punjab Kissan Package	0.000	1000.000	1000.000	0.000	1000.000
Total	0.000	1259.069	1259.069	0.000	1259.069
Total (ongoing+New)	0.000	2379.999	2379.999	0.000	2379.999

Development Programme 2018-19

Ongoing Schemes					
Regular	0.000	1289.069	1289.069	0.000	1289.069
Total	0.000	1289.069	1289.069	0.000	1289.069
New Schemes					
Regular	0.000	297.929	297.929	0.000	297.929
Total	0.000	297.929	297.929	0.000	297.929
Total (ongoing+New)	0.000	1586.998	1586.998	0.000	1586.998
MTDF 2016-19: Grand Total					6166.997

FORESTRY: SUMMARY

(Million Rs.)

Type / Sub Sector	No. of Schemes	Provision for 2016-17				Projection for 2017-18	Projection for 2018-19
		Capital	Revenue	Foreign Aid	G. Total (Cap+Rev)		
<u>ON-GOING SCHEMES</u>							
Regular	27	0.000	974.722	0.000	974.722	199.934	34.924
Total: ON-GOING SCHEMES	27	0.000	974.722	0.000	974.722	199.934	34.924
<u>NEW SCHEMES</u>							
Regular	10	0.000	225.278	0.000	225.278	524.351	132.353
Khadim e Punjab Kissan Package	1	0.000	1,000.000	0.000	1,000.000	0.000	0.000
Total: NEW SCHEMES	11	0.000	1,225.278	0.000	1,225.278	524.351	132.353
Total: ADP	38	0.000	2,200.000	0.000	2,200.000	724.285	167.277
Grand Total	38	0.000	2,200.000	0.000	2,200.000	724.285	167.277

FORESTRY

(Million Rs.)

GS No	Scheme Information Approval Date / Location	Est. Cost	Accum. Exp June,16	Provision for 2016-17			MTDF Projections		Throw fwd Beyond June, 2019
				Cap	Rev	G. Total (Cap+Rev)	2017-18	2018-19	
1	2	3	4	5	6	7	8	9	10

ON-GOING SCHEMES

Regular

4494	Afforestation of Marginal Lands in Murree 03-09-2015 Rawalpindi , Murree	51.300	10.000	0.000	25.600	25.600	15.700	0.000	0.000
4495	Establishment of Sharif Forest Park near Dongi Dam Tehsil Gujar Khan, Rawalpindi. Approved Rawalpindi , Gujar Khan	10.000	2.875	0.000	7.125	7.125	0.000	0.000	0.000
4496	Rehabilitation of Kamalia Irrigated plantation 14-07-2015 Toba Tek Singh , Kamalia	150.000	100.000	0.000	45.000	45.000	0.000	0.000	0.000
4497	Ecological Afforestation in Kharian 30-06-2015 Gujrat , Kharian	93.722	38.759	0.000	38.729	38.729	16.134	0.000	0.000
4498	Afforestation and landscaping of shahdra reserve forests land bank near mehmood booti landfill. 22-01-2015 Lahore	170.000	116.119	0.000	51.000	51.000	0.000	0.000	0.000
4499	Development of Changa Manga Forest Park. 26-08-2015 Kasur	192.000	134.000	0.000	58.000	58.000	0.000	0.000	0.000
4500	Afforestation of blank areas in Changa Manga. 14-11-2014 Kasur , Chunia	15.940	13.000	0.000	2.940	2.940	0.000	0.000	0.000
4501	Environmental Afforestation of Degraded Land in Depalpur Plantation. 24-06-2015 Okara , Depalpur	123.705	69.190	0.000	54.515	54.515	0.000	0.000	0.000
4502	Establishment of Shahbaz Sharif Forest Park Depalpur Plantation. 30-06-2015 Okara , Depalpur	83.374	65.361	0.000	18.013	18.013	0.000	0.000	0.000
4503	Afforestation of Forest Land Retrieved from Encroachers in Rajanpur Forest Division . 06-10-2015 Rajanpur	154.298	101.520	0.000	34.388	34.388	18.043	0.000	0.000
4504	Implementation of Management Plan in Southern Zone (Inayat, Machu & Rajan Shah). 18-08-2015 Layyah	94.256	32.061	0.000	33.313	33.313	17.482	11.400	0.000
4505	Biomass increase in Lal Suhanra National Park, Bahawalpur Approved Bahawalpur , Bahawalpur, Khairpur Tamaiwali	68.366	10.890	0.000	29.366	29.366	28.110	0.000	0.000
4506	Development of Lake At RD-50 Rest House in Lal Suhanra National Park, Bahawalpur. Approved Bahawalpur , Bahawalpur, Khairpur Tamaiwali	21.193	8.005	0.000	13.188	13.188	0.000	0.000	0.000
4507	Revival of Patisar Lake at Lal Suhanra National Park Bahawalpur Approved Bahawalpur , Bahawalpur, Khairpur Tamaiwali	112.966	30.425	0.000	92.541	92.541	0.000	0.000	0.000

FORESTRY

(Million Rs.)

GS No	Scheme Information Approval Date / Location	Est. Cost	Accum. Exp June,16	Provision for 2016-17			MTDF Projections		Throw fwd Beyond June, 2019
				Cap	Rev	G. Total (Cap+Rev)	2017-18	2018-19	
1	2	3	4	5	6	7	8	9	10
4508	Development of Patisar Lake and additional Recreational Facilities in Lal Suhanra National Park. 08-10-2015 Bahawalpur	115.675	55.828	0.000	58.558	58.558	0.000	0.000	0.000
4509	Propagation and promotion of Indigenous Forest Tree Species to conserve Biodiversity. 02-09-2015 Punjab	17.525	7.752	0.000	4.750	4.750	4.275	0.000	0.000
4510	Promotion of Social Forestry 06-10-2015 Punjab	85.557	39.875	0.000	44.768	44.768	0.000	0.000	0.000
4511	Khadam-e-Punjab Rural Roads Programme, (Phase-I) Approved Punjab	49.531	0.000	0.000	49.531	49.531	0.000	0.000	0.000
4512	Mechanization of Forestry Operations and Fire Fighting Techniques. 26-10-2015 Punjab	105.493	60.303	0.000	45.000	45.000	0.000	0.000	0.000
4513	Establishment of Short Rotation Plantation in Punjab (Shorkot, MLN, BWP & Pakhowal). 02-09-2015 Jhang, MLN, Bahawalpur , Shorkot, MLN, Bahawalpur	168.954	48.332	0.000	71.594	71.594	33.471	15.558	0.000
4514	Implementation of Management Plan in Northern Zone (Kundian & Bhakkar Plantation). 05-11-2015 Mianwali, Bhakkar	108.759	33.025	0.000	46.923	46.923	20.845	7.966	0.000
4515	Afforestation and Soil Conservation in Scrub Forest. 18-08-2015 Sargodha, Rawalpindi , Khushab, Attock & Chakwal	70.000	19.724	0.000	30.000	30.000	20.000	0.000	0.000
4516	Afforestation under approved management plans in irrigated plantations of the Punjab. 17-11-2014 Kasur, Gujrat, Faisalabad, Sahiwal , Mianwali , Chunia, Gujrat, Kamalia, Chichawatni, Mianwali	57.196	44.723	0.000	8.297	8.297	4.177	0.000	0.000
4517	Afforestation in Riparian forests of Central Zone. 28-08-2015 Gujrat, Gujranwala, Sialkot	112.009	77.703	0.000	17.968	17.968	11.697	0.000	0.000
4518	Chief Ministers special initiative for mass afforestation in Punjab. 26-10-2015 Kasur, Mandi Bahuddin, Faisalabad, Sahiwal, Muzaffargarh, Layyah, Jhang, Okara, Mianwali , Chunia, Mandi Bahuddin, Kamalia, Chichawatni, Depalpur, Shorkot, Muzaffargarh, Layyah, Mianwali	129.465	113.158	0.000	14.993	14.993	0.000	0.000	0.000
4519	Establishment of Punjab Forest Academy for in-service and post graduate training. 10-11-2015 Bahawalpur, Faisalabad & Rawalpindi , Bahawalpur, Faisalabad, Murree	76.340	32.882	0.000	33.457	33.457	10.000	0.000	0.000
4520	Rehabilitation of Existing Forest Parks in Punjab. 27-08-2015 Faisalabad, Bahawalpur, Jhelum	156.800	121.291	0.000	45.165	45.165	0.000	0.000	0.000
Sub-Total: Regular		2,594.424	1,386.801	0.000	974.722	974.722	199.934	34.924	0.000
Total: ON-GOING SCHEMES		2,594.424	1,386.801	0.000	974.722	974.722	199.934	34.924	0.000

FORESTRY

(Million Rs.)

GS No	Scheme Information Approval Date / Location	Est. Cost	Accum. Exp June,16	Provision for 2016-17			MTDF Projections		Throw fwd Beyond June, 2019
				Cap	Rev	G. Total (Cap+Rev)	2017-18	2018-19	
1	2	3	4	5	6	7	8	9	10
NEW SCHEMES									
Regular									
4521	Afforestation in Murree Hills. Un-Approved Rawalpindi , Murree, Kotli Sattian	72.030	0.000	0.000	20.000	20.000	52.030	0.000	0.000
4522	Rehabilitation of Shorkot irrigated plantation. Un-Approved Jhang , Shorkot	85.185	0.000	0.000	30.000	30.000	37.447	17.738	0.000
4523	Rehabilitation of Kamalia Irrigated Plantation. Un-Approved Toba Tek Singh , Kamalia	85.171	0.000	0.000	25.000	25.000	43.729	16.442	0.000
4524	Rehabilitation of Daphar and Pakhowal irrigated plantation. Un-Approved Mandi Bahauddin	68.000	0.000	0.000	15.000	15.000	35.475	17.525	0.000
4525	Development of Jallo Forest Safari. Un-Approved Lahore	50.000	0.000	0.000	10.000	10.000	30.000	10.000	0.000
4526	Rehabilitation of Changa Manga irrigated plantation. Un-Approved Kasur , Chunian	72.000	0.000	0.000	30.000	30.000	26.799	15.201	0.000
4527	Rehabilitation of Chichawatni irrigated plantation. Un-Approved Sahiwal , Chichawatni	68.000	0.000	0.000	15.000	15.000	35.303	17.697	0.000
4528	Rehabilitation of Khanewal irrigated plantation. Un-Approved Khanewal	125.000	0.000	0.000	20.278	20.278	82.972	21.750	0.000
4529	Maintenance of road side plantation raised under KPRRP-Phase-I Un-Approved Punjab	181.596	0.000	0.000	40.000	40.000	141.596	0.000	0.000
4530	Development of GIS based forest management system in Punjab. Un-Approved Punjab	75.000	0.000	0.000	20.000	20.000	39.000	16.000	0.000
Sub-Total: Regular		881.982	0.000	0.000	225.278	225.278	524.351	132.353	0.000
Khadim e Punjab Kissan Package									
4531	Khadim e Punjab Kissan Package Un-Approved Punjab	1,000.000	0.000	0.000	1,000.000	1,000.000	0.000	0.000	0.000
Sub-Total: Khadim e Punjab Kissan Package		1,000.000	0.000	0.000	1,000.000	1,000.000	0.000	0.000	0.000
Total: NEW SCHEMES		1,881.982	0.000	0.000	1,225.278	1,225.278	524.351	132.353	0.000
Total: ADP		4,476.406	1,386.801	0.000	2,200.000	2,200.000	724.285	167.277	0.000
Grand Total		4,476.406	1,386.801	0.000	2,200.000	2,200.000	724.285	167.277	0.000

WILDLIFE

VISION

Protect, conserve, manage and sustain diversified wildlife species and their natural habitat

OBJECTIVES

- Increase and protect the population of endangered wildlife species.
- Improvement and sustainability of existing wildlife parks.
- Increase the number of Community Based organizations (CBOs) in the province for effective wildlife conservation.
- Establish private game reserves

STRATEGY

- MDG is to increase Protected Area from 11% to 12% of total land area of Pakistan.
- Protected Area notified in Punjab is about 17% of the total land area of the province.
- Lal Sohanra National Park (over 0.162 m acres) is the only 'Man and Biosphere' reserve declared by UNESCO in Pakistan.
- Pakistan is the wintering site of rare Houbara Bustard.
- Indus River is the habitat for Unique 'Blind Dolphin.
- Salt Range is ideal habitat for conserving Punjab Urial.
- Conducive environment for breeding Black and Grey partridges.

STRATEGIC INTERVENTIONS

- Improvement / Rehabilitation of Wildlife Park Bansra Gali, Murree.
- Establishment of wildlife park and Joharabad, District Khushab
- Capacity Building of Research & Training in Wildlife Discipline
- Development of animal safaris and improvement of existing facilities at Safari Zoo, Lahore (Phase-II)
- Establishment of National Safari Park in Salt Range.

- Improvement & Development of Jallo Safari, Lahore
- Establishment of Mini Zoo at Taunsa City, District D.G. Khan.
- Establishment of Mini Zoo at Bhakhar
- Improvement / Modernization of Lahore Zoo, Lahore
- Establishment of Strategic Management Unit in Wildlife.

TRENDS OF ALLOCATION

(Rs. in million)

Sr.No.	Year	Allocation
1.	2012-13	350
2.	2013-14	136
3.	2014-15	1,000
4.	2015-16	700
5.	2016-17	735

MTDF 2016-19
Wildlife: Summary
Development Programme 2016-17

(Million Rs.)

	Capital	Revenue	Total	F.Aid	Total
Ongoing Schemes					
Regular	193.758	119.703	313.461	0.000	313.461
Total	193.758	119.703	313.461	0.000	313.461
New Schemes					
Regular	310.539	111.000	421.539	0.000	421.539
Total	310.539	111.000	421.539	0.000	421.539
Total (ongoing+New)	504.297	230.703	735.000	0.000	735.000

Development Programme 2017-18

Ongoing Schemes					
Regular	222.821	137.658	360.479	0.000	360.479
Total	222.821	137.658	360.479	0.000	360.479
New Schemes					
Regular	357.119	127.650	484.769	0.000	484.769
Total	357.119	127.650	484.769	0.000	484.769
Total (ongoing+New)	579.940	265.308	845.248	0.000	845.248

Development Programme 2018-19

Ongoing Schemes					
Regular	256.244	158.306	414.550	0.000	414.550
Total	256.244	158.306	414.550	0.000	414.550
New Schemes					
Regular	410.686	146.797	557.483	0.000	557.483
Total	410.686	146.797	557.483	0.000	557.483
Total (ongoing+New)	666.930	305.103	972.033	0.000	972.033
MTDF 2016-19: Grand Total					2552.281

WILDLIFE: SUMMARY

(Million Rs.)

Type / Sub Sector	No. of Schemes	Provision for 2016-17				Projection for 2017-18	Projection for 2018-19
		Capital	Revenue	Foreign Aid	G. Total (Cap+Rev)		
<u>ON-GOING SCHEMES</u>							
Regular	3	193.758	119.703	0.000	313.461	42.055	0.000
Total: ON-GOING SCHEMES	3	193.758	119.703	0.000	313.461	42.055	0.000
<u>NEW SCHEMES</u>							
Regular	7	310.539	111.000	0.000	421.539	744.637	0.000
Total: NEW SCHEMES	7	310.539	111.000	0.000	421.539	744.637	0.000
Total: ADP	10	504.297	230.703	0.000	735.000	786.692	0.000
Grand Total	10	504.297	230.703	0.000	735.000	786.692	0.000

WILDLIFE

(Million Rs.)

GS No	Scheme Information Approval Date / Location	Est. Cost	Accum. Exp June,16	Provision for 2016-17			MTDF Projections		Throw fwd Beyond June, 2019
				Cap	Rev	G. Total (Cap+Rev)	2017-18	2018-19	
1	2	3	4	5	6	7	8	9	10

ON-GOING SCHEMES

Regular

4532	Improvement / Rehabilitation of Wildlife Park Bansra Gali, Murree. 17-8-15 Rawalpindi , Murree	174.658	92.954	58.314	17.213	75.527	0.000	0.000	0.000
4533	Establishment of Wildlife Park at Jauharabad, District Khushab. 29-10-14 Khushab , J.Abad	268.586	102.663	120.391	40.000	160.391	0.000	0.000	0.000
4534	Capacity Building of Research & Training in Wildlife Discipline. 17-8-15 Faisalabad	131.970	9.526	15.053	62.490	77.543	42.055	0.000	0.000
Sub-Total: Regular		575.214	205.143	193.758	119.703	313.461	42.055	0.000	0.000
Total: ON-GOING SCHEMES		575.214	205.143	193.758	119.703	313.461	42.055	0.000	0.000

NEW SCHEMES

Regular

4535	Establishment of National Safari Park in Salt Range. Un-Approved Chakwal , Kalar Kahar	350.000	0.000	80.000	20.000	100.000	250.000	0.000	0.000
4536	Establishment of Mini Zoo at Bhakkar. Un-Approved Bhakkar	194.000	0.000	75.000	19.000	94.000	100.000	0.000	0.000
4537	Development of animal safaris and improvement of existing facilities at Safari Zoo, Lahore (Phase-II). Un-Approved Lahore	20.000	0.000	10.539	7.000	17.539	2.461	0.000	0.000
4538	Improvement & Development of Jallo Safari, Lahore. Un-Approved Lahore	100.000	0.000	40.000	10.000	50.000	50.000	0.000	0.000
4539	Improvement / Modernization of Lahore Zoo, Lahore. Un-Approved Lahore	322.176	0.000	75.000	20.000	95.000	227.176	0.000	0.000
4540	Establishment of Strategic Mangement Unit in Wildlife. Un-Approved Lahore	40.000	0.000	0.000	25.000	25.000	15.000	0.000	0.000
4541	Establishment of Mini Zoo at Taunsa City, District D.G. Khan. Un-Approved Dera Ghazi Khan , Taunsa	140.000	0.000	30.000	10.000	40.000	100.000	0.000	0.000
Sub-Total: Regular		1,166.176	0.000	310.539	111.000	421.539	744.637	0.000	0.000
Total: NEW SCHEMES		1,166.176	0.000	310.539	111.000	421.539	744.637	0.000	0.000
Total: ADP		1,741.390	205.143	504.297	230.703	735.000	786.692	0.000	0.000
Grand Total		1,741.390	205.143	504.297	230.703	735.000	786.692	0.000	0.000

FISHERIES

VISION

Conserve, manage and develop aquatic resources in public and private sector to meet the protein requirements of growing population.

OBJECTIVES

- Increase in Fish production through better exploitation of natural aquatic resources.
- Promotion of fish farming in private sector through institutional and logistic support
- Aquaculture research and conservation program focusing on disease control, genetics, protection of vulnerable species and productivity enhancement.

STRATEGY

The department is intending to focus on productivity enhancement through increase per acre yield and vertical increase in farming area to have maximum sustainable yield both from natural and manmade resources.

- To achieve the desired strategic goals and objectives it is quite necessary to give importance to the research and development, better extension service conservation, management of natural resources training and education and provision of adequate quantity of quality fish seed.
- However, there is also necessary to focus on establishment of modern fish market, provision of cold chain and value addition as well as product development to get handsome profit from the fisheries business through domestic and export marketing. Beside this the challenges of high electricity cost and load shedding which is unavoidable and may be destroyed for farming sector in future as per unit cost (Kg) is being increasing rapidly causing reduction in net financial benefit to the fish farmers. Therefore, it has been desired in the strategy to reduce electricity cost through alternated energy sources for operation and management of tubewell and other

installation etc.

- Besides it has been desired under the strategy to introduce intensive culture, high value fish species, fish culture in saline & brackish water bodies, development of mini and small dams as well as other natural resources etc.

STRATEGIC INTERVENTIONS

- Establishment of Fish Seed Rearing Farm for Production of large size Fish Seed and Biological Diversification in Chashma District Mianwali
- Delivery of better extension services to accelerate fish culture practices.
- Establishment of Fisheries Information/ Extension Service Centre and Offices at Lahore.
- Feasibility Studies for Establishment of aquaculture processing zone under PPP mode.
- Development of Fisheries in Saline and Brackish Waters of the Southern Zone of Punjab.
- Promotion of intensive culture systems of high value fish species.
- Development of Fisheries in Small Dams of Northern Region.
- Enhance Fish Seed Production through improvement of Existing Six Fish Seed Nursing Farms in Punjab.
- Development of Fisheries in D.G. Khan Division.
- Establishment of aquaculture processing zone under PPP mode.
- Provision of Alternate Energy source (Solar Pumps) to fish farmers community on matching grant basis

OUTCOME BASED TARGETS

Activity	Targets
Fish seed production (Millions)	92
Fish Production (Tons)	93,000
Private Fish Farming (acres)	61,500

TREND OF ALLOCATION

(Rs. In million)

Sr.No.	Year	Allocation
1.	2012-13	250
2.	2013-14	158
3.	2014-15	580
4.	2015-16	600
5.	2016-17	755

MTDF 2016-18
Fisheries: Summary
Development Programme 2016-17

(Million Rs.)

Sub-Sector	Capital	Revenue	Total	F.Aid	Total
Ongoing Schemes					
Regular	379.134	320.866	700.000	0.000	700.000
Total	379.134	320.866	700.000	0.000	700.000
New Schemes					
Regular	0.000	55.000	55.000	0.000	55.000
Total	0.000	55.000	55.000	0.000	55.000
Total (ongoing+New)	379.134	375.866	755.000	0.000	755.000

Development Programme 2017-18

Ongoing Schemes					
Regular	436.004	368.995	805.000	0.000	0.000
Total	436.004	368.995	805.000	0.000	805.000
New Schemes					
Regular	0.000	63.250	63.250	0.000	63.250
Total	0.000	63.250	63.250	0.000	63.250
Total (ongoing+New)	436.004	432.245	868.250	0.000	868.250

Development Programme 2018-19

Ongoing Schemes					
Regular	501.404	424.344	925.703	0.000	925.703
Total	501.404	424.344	925.703	0.000	925.703
New Schemes					
Regular	0.000	72.737	72.737	0.000	72.737
Total	0.000	72.737	72.737	0.000	72.737
Total (ongoing+New)	501.404	497.081	998.440	0.000	998.440
MTDF 2016-19: Grand Total					2621.690

FISHERIES: SUMMARY

(Million Rs.)

Type / Sub Sector	No. of Schemes	Provision for 2016-17				Projection for 2017-18	Projection for 2018-19
		Capital	Revenue	Foreign Aid	G. Total (Cap+Rev)		
<u>ON-GOING SCHEMES</u>							
Regular	11	379.134	320.866	0.000	700.000	224.697	0.000
Total: ON-GOING SCHEMES	11	379.134	320.866	0.000	700.000	224.697	0.000
<u>NEW SCHEMES</u>							
Regular	2	0.000	55.000	0.000	55.000	105.000	0.000
Total: NEW SCHEMES	2	0.000	55.000	0.000	55.000	105.000	0.000
Total: ADP	13	379.134	375.866	0.000	755.000	329.697	0.000
Grand Total	13	379.134	375.866	0.000	755.000	329.697	0.000

FISHERIES

(Million Rs.)

GS No	Scheme Information Approval Date / Location	Est. Cost	Accum. Exp June,16	Provision for 2016-17			MTDF Projections		Throw fwd Beyond June, 2019
				Cap	Rev	G. Total (Cap+Rev)	2017-18	2018-19	
1	2	3	4	5	6	7	8	9	10
ON-GOING SCHEMES									
Regular									
4542	Establishment of Fish Seed Rearing Farm for Production of large size Fish Seed and Biological Diversification in Chashma District Mianwali. Approved Mianwali	91.814	75.381	0.000	11.726	11.726	0.000	0.000	0.000
4543	Delivery of better extension services to accelerate fish culture practices. Approved Punjab , Provincial basis	466.932	160.186	92.678	117.533	210.211	96.535	0.000	0.000
4544	Establishment of Fisheries Information/ Extension Service Centre and Offices at Lahore. Approved Punjab , Provincial basis	198.571	118.826	76.945	2.800	79.745	0.000	0.000	0.000
4545	Human resource development through Research & Training in Fisheries Department. Approved Punjab , Provincial basis	167.098	92.614	38.859	35.625	74.484	0.000	0.000	0.000
4546	Feasibility Studies for Establishment of Aquaculture Processing Zone under PPP Mode. Approved Punjab , Provincial basis	30.840	0.052	0.000	30.788	30.788	0.000	0.000	0.000
4547	Propagation of Monosex Tilapia (Pilot project). Approved Rawalpindi, Khanewal , Rawalpindi, Mianchannu	58.148	23.696	25.608	8.844	34.452	0.000	0.000	0.000
4548	Development of Fisheries in Saline and Brackish Waters of the Southern Zone of Punjab. Approved Muzaffargarh, Faisalabad	197.022	112.741	29.108	30.892	60.000	24.281	0.000	0.000
4549	Promotion of intensive culture systems of high value fish species. Approved Chakwal, Gujranwala Faisalbad & Bahawalpur	114.457	87.326	1.690	25.441	27.131	0.000	0.000	0.000
4550	Development of Fisheries in Small Dams of Northern Region. Approved Rawalpindi, Attock, Chakwal, Jhelum, Gujrat	171.720	104.428	43.598	23.694	67.292	0.000	0.000	0.000
4551	Enhance Fish Seed Production through improvement of Existing Six Fish Seed Nursing Farms in Punjab. Approved Khanewal, Toba Tek Singh, Attock, Sargodha, Sialkot, Bahawalpur, Pirowal Pirmahal Fatehjang Shahpur Kotli Arian Hasilpur	109.530	37.280	31.317	16.683	48.000	24.250	0.000	0.000
4552	Development of Fisheries in D.G. Khan Division. Approved Dera Ghazi Khan, Rajanpr, Muzaffargarh	165.592	29.790	39.331	16.840	56.171	79.631	0.000	0.000
Sub-Total: Regular		1,771.724	842.320	379.134	320.866	700.000	224.697	0.000	0.000
Total: ON-GOING SCHEMES		1,771.724	842.320	379.134	320.866	700.000	224.697	0.000	0.000

FISHERIES

(Million Rs.)

GS No	Scheme Information Approval Date / Location	Est. Cost	Accum. Exp June,16	Provision for 2016-17			MTDF Projections		Throw fwd Beyond June, 2019
				Cap	Rev	G. Total (Cap+Rev)	2017-18	2018-19	
1	2	3	4	5	6	7	8	9	10

NEW SCHEMES

Regular

4553	Provision of Alternate Energy Source (Solar Pumps) to fish Farmers Community on matching grant basis. Un-Approved Punjab , Provincial basis	150.000	0.000	0.000	50.000	50.000	100.000	0.000	0.000
4554	Establishment of aquaculture processing zone under PPP mode. Un-Approved Rahim Yar Khan, Bahawalpur	10.000	0.000	0.000	5.000	5.000	5.000	0.000	0.000
Sub-Total: Regular		160.000	0.000	0.000	55.000	55.000	105.000	0.000	0.000
Total: NEW SCHEMES		160.000	0.000	0.000	55.000	55.000	105.000	0.000	0.000
Total: ADP		1,931.724	842.320	379.134	375.866	755.000	329.697	0.000	0.000
Grand Total		1,931.724	842.320	379.134	375.866	755.000	329.697	0.000	0.000

FOOD

VISION

Ensure Food Security & Safety for the inhabitants of the Punjab Province through provision of essential food stuff at affordable prices & safe guard the interest of wheat & sugarcane growers through support price.

OBJECTIVES

- Enhance food storage to the optimal level
- Develop bulk wheat handling and transportation system on PPP mode to reduce supply chain cost
- Mapping existing storage facilities, flour mills and end user concentration to reduce supply chain cost and ensure better facility location planning
- Inventory and warehouse management of the grain handling system to ensure smooth supply of flour to the public at affordable prices
- Introduction of modern and more efficient technologies in wheat storage in bulk like wheat fortify
- Ensuring food safety, quality and checking of adulteration through Punjab Food Authority

STRATEGIC INTERVENTIONS

- To ensure self-sufficiency in wheat, its security, stocks management and price stabilization.
 - Construction of modern concrete silos of 100,000 M.tons Capacity at M.garh and Bahawalpur Diistt (Phase-1) 30,000 M. Tons at Bahawalpur
 - Construction of Concrete Silos 30,000 M.Tons Capacity at Chishtian, District Bahawalnagar.
- Installation of 28 weigh bridges at different PR Centers in Punjab.
- Construction for the accommodation, improvement and up-gradation of Food Testing Laboratory,GPA Lahore (Phase-I & II)
- Construction of office complex of Food Directorate, Divisional Food office, Lahore and DFC office, Lahore I&II
- Modern wheat safety system for effective fumigation

- Mobile food sampling and inspection infrastructure for strengthening anti-adulteration campaign.

TREND OF ALLOCATION

(Rs. In Millions)

SR.NO.	YEAR	ALLOCATION
1	2012-13	200
2	2013-14	161
3	2014-15	940
4	2015-16	725
5	2016-17	865

MTDF 2015-19
Food: Summary
Development Programme 2016-17

(Million Rs.)

Sub-Sector	Capital	Revenue	Total	F. Aid	Total
Ongoing Schemes					
Regular	518.418	131.582	650.000	0.000	650.000
Total	518.418	131.582	650.000	0.000	650.000
New Schemes					
Regular	80.000	135.000	215.000	0.000	215.000
Total	80.000	135.000	215.000	0.000	215.000
Total (ongoing+new)	598.418	266.582	865.000	0.000	865.000

Development Program 2017-18

Ongoing Schemes					
Regular	725.785	332.267	1058.052	0.000	1058.052
Total	725.785	332.267	1,058.052	0.000	1,058.052
New Schemes					
Regular	120.000	202.500	322.500	0.000	322.500
Total	120.000	202.500	322.500	0.000	322.500
Total (ongoing+new)	845.785	534.767	1,380.552	0.000	1,380.552

Development Program 2018-19

Ongoing Schemes					
Regular	798.364	365.494	1163.857	0.000	1163.857
Total	798.364	365.494	1,163.857	0.000	1,163.857
New Schemes					
Regular	132.000	222.750	354.750	0.000	354.750
Total	132.000	222.750	354.750	0.000	354.750
Total (ongoing+new)	930.364	588.244	1,518.607	0.000	1,518.607
MTDF 2016-19: Grand Total					3,764.160

FOOD: SUMMARY

(Million Rs.)

Type / Sub Sector	No. of Schemes	Provision for 2016-17				Projection for 2017-18	Projection for 2018-19
		Capital	Revenue	Foreign Aid	G. Total (Cap+Rev)		
<u>ON-GOING SCHEMES</u>							
Regular	5	518.418	131.582	0.000	650.000	408.052	100.000
Total: ON-GOING SCHEMES	5	518.418	131.582	0.000	650.000	408.052	100.000
<u>NEW SCHEMES</u>							
Regular	4	95.000	120.000	0.000	215.000	650.000	0.000
Total: NEW SCHEMES	4	95.000	120.000	0.000	215.000	650.000	0.000
Total: ADP	9	613.418	251.582	0.000	865.000	1,058.052	100.000
Grand Total	9	613.418	251.582	0.000	865.000	1,058.052	100.000

FOOD

(Million Rs.)

GS No	Scheme Information Approval Date / Location	Est. Cost	Accum. Exp June,16	Provision for 2016-17			MTDF Projections		Throw fwd Beyond June, 2019
				Cap	Rev	G. Total (Cap+Rev)	2017-18	2018-19	
1	2	3	4	5	6	7	8	9	10

ON-GOING SCHEMES

Regular

4555	Construction for the accommodation, improvement and upgradation of Food Testing Laboratory, GPA, Lahore 15-4-2016 Lahore	199.500	65.000	24.697	109.590	134.287	0.000	0.000	0.000
4556	Construction of office complex of Food Directorate, Divisional Food office, Lahore and DFC office, Lahore I&II 26-2-2016 Lahore	264.000	0.000	50.000	0.000	50.000	114.000	100.000	0.000
4557	Construction of modern concrete silos of 100,000 M.tons Capacity at M.garh and Bahawalpur Diistt (Phase-1) 30,000 M. Tons at Bahawalpur 11-08-2015 Bahawalpur , Ahmedpur East	500.152	299.038	189.872	11.242	201.114	0.000	0.000	0.000
4558	Construction of Concrete Silos of 30,000 M.Tons Capacity at Chistian, district Bahawalnagar 26-10-2015 Bahawalnagar , Chistian	497.025	3.000	189.223	10.750	199.973	294.052	0.000	0.000
4559	Installation of 28 weigh bridges at different PR Centres in Punjab 17-11-2015 Punjab	187.223	122.597	64.626	0.000	64.626	0.000	0.000	0.000
Sub-Total: Regular		1,647.900	489.635	518.418	131.582	650.000	408.052	100.000	0.000
Total: ON-GOING SCHEMES		1,647.900	489.635	518.418	131.582	650.000	408.052	100.000	0.000

NEW SCHEMES

Regular

4560	Engagement of Consultants for Construction for the accommodation, improvement and upgradation of Food Testing Laboratory, GPA, Lahore (Phase II) 04-06-2016 Lahore	3.107	0.000	0.000	3.107	3.107	0.000	0.000	0.000
4561	Construction for the accommodation, improvement and upgradation of Food Testing Laboratory, GPA, Lahore (Phase II) Un-Approved Lahore	825.000	0.000	95.000	80.000	175.000	650.000	0.000	0.000
4562	Mobile food sampling and inspection infrastructure for strengthening anti-adulteration campaign Un-Approved Lahore	11.893	0.000	0.000	11.893	11.893	0.000	0.000	0.000
4563	Modern wheat safety system for effective fumigation Un-Approved Punjab	25.000	0.000	0.000	25.000	25.000	0.000	0.000	0.000
Sub-Total: Regular		865.000	0.000	95.000	120.000	215.000	650.000	0.000	0.000
Total: NEW SCHEMES		865.000	0.000	95.000	120.000	215.000	650.000	0.000	0.000
Total: ADP		2,512.900	489.635	613.418	251.582	865.000	1,058.052	100.000	0.000
Grand Total		2,512.900	489.635	613.418	251.582	865.000	1,058.052	100.000	0.000

LIVESTOCK

VISION

Support livestock development in a policy environment that enables farmers to realize the dividends of livestock farming by smartly deploying public investments & inducing private capital and initiatives in the sector for poverty alleviation, food security & generation of exportable surpluses.

OBJECTIVES

- Promote per animal productivity rather than increasing livestock numbers by appropriate measures to improve the genetic potential
- Encourage the livestock farmers, to adopt improved methods of animal husbandry by demonstrating greater efficiency and better returns as compared to traditional methods.
- Divert focus to enhance the quantity and nutritional quality of feed and fodder supplies and its processing.
- Transforming of livestock business from subsistence to the commercial venture
- Reformulate regulatory regime to attract private investment
- Involve community organizations and joint ventures with foreign investors in the field of livestock production.

STRATEGIC INTERVENTIONS

- Provision of Missing Facilities at VRI & F&MDRC, Lahore.
- Strengthening of Buffalo Research Institute, Pattoki, District Kasur.
- Establishment of University of Veterinary and Animal Sciences at Bahawalpur.
- Poverty Alleviation of Poor Women through provision of Heifer & Sheep / goats in Punjab.
- Strengthening of performance management system and capacity building of staff of L&DD.
- Conservation, Development & Propagation of Dhanni, Lohani and Dajal Breeds of Cattle in Punjab.
- Livestock & Access to Market Project - IFAD Assisted.
- Preservation of Fodder as Silage at LESs in Punjab.

- Productivity Enhancement through Genetic Improvement in Small Ruminants/Up-gradation of facilities at LES Khairewala & Alladad Farm.
- Establishment of Para-Veterinary School at Narowal.
- Establishment of Para Veterinary Hospital at Galawal Tehsil & District Lodhran.
- Prophylactic Measures and Sero-surveillance of camels and Camel Milk Processing in Punjab.
- Establishment of Regional Reference Diagnostic and Surveillance Labs in Punjab.
- Enhancing Beef Production in Punjab Phase-II.
- Provision of missing facilities, renovation and mechanization of LPRI, LES Bahadurnagar Okara and LES Qadirabad, Sahiwal.
- Rehabilitation and mechanization of Govt. Livestock Farms (LES Khushab, LES Sher Garh, LES Jugaitpeer, LES Fazilpur, LES Rakhghullama).
- Incessant Improvement of Low Producer Cattles in Punjab
- Up-gradation of Facilities for Augmenting & Production of Biologics at VRI, Lahore.
- Enhancing Competitiveness of Livestock Production System by joint venture of L&DD with Skilled Community Activist.
- Developing Rural Poultry Models to Support Rural Economy
- Up-Gradation of Existing Feed Mill LES Bahadurnagar for the Preparation of Pellet Feed.
- Forestation & Cultivation of County Medicinal Plants at all Livestock Farms.
- Modernization of Government Livestock Farms, Kallurkot District Bhakar.
- Propagation of Ducks Rearing in Punjab
- Revamping of Semen Production Units Qadirabad & Karanewala under PPP mode
- Donkey Conservation and Breed Improvement Farm at BLPRI, Kharimurat District Attock
- Development of Ostrich Farming in Punjab.
- Provision of Urgently Needed Academic Block, Students Hostels and Faculty Apartments at UVAS, City Campus, Lahore.
- Establishment of Training Centre for Biologics at UVAS, RAVI Campus Lahore.

TRENDS OF ALLOCATIONS

(Rs. in million)

Sr. No	Year	Allocation
1.	2012-13	1,650
2.	2013-14	1,444
3.	2014-15	3,800
4.	2015-16	5,065*
5.	2016-17	9,227**

* Including Rs.1,000 million for Other Development Programme

** Including Rs.800 million for Other Development Programme and Rs.4,000 million for Khadim e Punjab Kissan Package

MTDF 2016-19
Livestock: Summary
Development Programme 2016-17

(Million Rs.)

Sub-Sector	Capital	Revenue	Total	F. Aid	Total
Ongoing Schemes					
Regular	248.753	2147.493	2396.246	731.000	3127.246
ODP	0.000	800.000	800.000	0.000	800.000
Total	248.753	2,947.493	3,196.246	731.000	3,927.246
New Schemes					
Regular	153.500	1146.254	1299.754	0.000	1299.754
Khadim e Punjab Kissan Package	0.000	4000.000	4000.000	0.000	4000.000
Total	153.500	5,146.254	5,299.754	0.000	5,299.754
Total (ongoing+new)	402.253	8,093.747	8,496.000	731.000	9,227.000

Development Program 2017-18

Ongoing Schemes					
Regular	343.279	2860.654	3203.933	500.000	3703.933
ODP	0.000	1000.000	1000.000	0.000	1000.000
Total	343.279	3,860.654	4,203.933	500.000	4,703.933
New Schemes					
Regular	230.250	1719.381	1949.631	0.000	1,949.631
Khadim e Punjab Kissan Package	0.000	4000.000	4000.000	0.000	4000.000
Total	230.250	5,719.381	5,949.631	0.000	5,949.631
Total (ongoing+new)	573.529	9,580.035	10,153.564	500.000	10,653.564

Development Program 2018-19

Ongoing Schemes					
Regular	377.607	4290.981	4668.588	500.000	5168.588
ODP	0.000	1200.000	1200.000	0.000	1200.000
Total	377.607	5,490.981	5,868.588	500.000	6,368.588
New Schemes					
Regular	253.275	1891.319	2144.594	0.000	2144.594
Total	253.275	1,891.319	2,144.594	0.000	2,144.594
Total (ongoing+new)	630.882	7,382.300	8,013.182	500.000	8,513.182

MTDF 2016-19: Grand Total 28,393.746

LIVESTOCK: SUMMARY

(Million Rs.)

Type / Sub Sector	No. of Schemes	Provision for 2016-17				Projection for 2017-18	Projection for 2018-19
		Capital	Revenue	Foreign Aid	G. Total (Cap+Rev)		
<u>ON-GOING SCHEMES</u>							
Regular	16	248.753	2,147.493	731.000	3,127.246	2,873.493	572.140
Total: ON-GOING SCHEMES	16	248.753	2,147.493	731.000	3,127.246	2,873.493	572.140
<u>NEW SCHEMES</u>							
Regular	13	153.500	1,146.254	0.000	1,299.754	830.440	105.000
Khadim e Punjab Kissan Package	1	0.000	4,000.000	0.000	4,000.000	0.000	0.000
Total: NEW SCHEMES	14	153.500	5,146.254	0.000	5,299.754	830.440	105.000
Total: ADP	30	402.253	7,293.747	731.000	8,427.000	3,703.933	677.140
<u>OTHER DEVELOPMENT PROGRAMME</u>							
ODP	2	0.000	800.000	0.000	800.000	0.000	0.000
Total: OTHER DEVELOPMENT PROGRAMME	2	0.000	800.000	0.000	800.000	0.000	0.000
Grand Total	32	402.253	8,093.747	731.000	9,227.000	3,703.933	677.140

LIVESTOCK

(Million Rs.)

GS No	Scheme Information Approval Date / Location	Est. Cost	Accum. Exp June,16	Provision for 2016-17			MTDF Projections		Throw fwd Beyond June, 2019
				Cap	Rev	G. Total (Cap+Rev)	2017-18	2018-19	
1	2	3	4	5	6	7	8	9	10

ON-GOING SCHEMES

Regular

4564	Establishment of Para-Veterinary School at Narowal. Approved Narowal	195.280	40.000	0.000	88.650	88.650	53.630	0.000	0.000
4565	Provision of Missing Facilities at VRI & F&MDRC, Lahore. Approved Lahore	199.000	99.577	74.595	24.828	99.423	0.000	0.000	0.000
4566	Strengthening of Buffalo Research Institute, Pattoki, District Kasur. Approved Kasur, Patoki	144.326	115.244	22.497	6.585	29.082	0.000	0.000	0.000
4567	Establishment of Para Veterinary Hospital at Galawal Tehsil & District Lodhran. Approved Lodhran	20.658	5.000	0.000	15.658	15.658	0.000	0.000	0.000
4568	Establishment of University of Veterinary and Animal Sciences at Bahawalpur. 19-08-2014 Bahawalpur	2,943.013	688.083	0.000	759.050	759.050	1,232.818	0.000	0.000
4569	Poverty Alleviation of Poor Women through provision of Heifers & Sheep / goats in Punjab. 20-09-2014 Punjab	2,160.000	726.932	0.000	672.550	672.550	600.460	0.000	0.000
4570	Strengthening of performance management system and capacity building of staff of L&DD. 19-09-2014 Punjab	178.291	116.792	0.000	61.499	61.499	0.000	0.000	0.000
4571	Prophylactic Measures and Seroprevalence of camels and Camel Milk Processing in Punjab. Approved Punjab	84.078	52.466	0.000	31.612	31.612	0.000	0.000	0.000
4572	Establishment of Regional Reference Diagnostic and Surveillance Labs in Punjab. Approved Punjab	72.423	50.000	0.000	22.423	22.423	0.000	0.000	0.000
4573	Enhancing Beef Production in Punjab Phase-II. Approved Punjab	280.076	69.314	0.000	101.793	101.793	108.968	0.000	0.000
4574	Conservation, Development & Propagation of Dhanni, Lohani and Dajal Breeds of Cattle in Punjab. 26-01-2015 Attock,Rajanpur, All concerned Tehsila	42.371	12.910	0.000	29.461	29.461	0.000	0.000	0.000
4575	Livestock & Access to Market Project - IFAD Assisted. 02-12-2014 Mianwali, Bhakkar, Layyah, Khushab, All concerned Tehsila	3,852.863	94.115	0.000	850.000	850.000	756.260	572.140	355.460
			Local:	0.000	119.000				
			Foreign:	0.000	731.000				
4576	Preservation of Fodder as Silage at LESs in Punjab. 28-10-2014 Bhakkar, Rajanpur, Khushab, Bahawalpur, Khanewal, Kasur, Okara, Sahiwal, Layyah, All concerned Tehsila	121.848	89.260	8.748	22.800	31.548	0.000	0.000	0.000

LIVESTOCK

(Million Rs.)

GS No	Scheme Information Approval Date / Location	Est. Cost	Accum. Exp June,16	Provision for 2016-17			MTDF Projections		Throw fwd Beyond June, 2019
				Cap	Rev	G. Total (Cap+Rev)	2017-18	2018-19	
1	2	3	4	5	6	7	8	9	10
4577	Productivity Enhancement through Genetic Improvement in Small Ruminants/ upgradation of facilities at LES Khairwala & Alladad Farm. 14-07-2014 Khanewal, Layyah, Vehari, Lodhran, Bahawalnagar, R Y Khan, DG Khan Rajanpur, Muzaffargarh and Sargodha	180.000	132.449	14.293	25.707	40.000	0.000	0.000	0.000
4578	Provision of missing facilities, renovation and mechanization of LPRI, LES Bahadurnagar Okara and LES Qadirabad, Sahiwa. Approved Okara, Sahiwal, All concerned Tehsils	168.000	4.405	68.127	26.370	94.497	69.098	0.000	0.000
4579	Rehabilitation and mechanization of Govt. Livestock Farms (LES Khushab, LES Sher Garh, LES Jugaitpeer, LES Fazilpur), LES Rakhghullama. Approved Khushab, Okara, Bhakkar, BahawalpurRajanpur, Khushab, Renalla, Yazman, Rajanpur, Bhakkar	368.259	116.000	60.493	139.507	200.000	52.259	0.000	0.000
Sub-Total: Regular		11,010.486	2,412.547	248.753	2,878.493	3,127.246	2,873.493	572.140	355.460
Total: ON-GOING SCHEMES		11,010.486	2,412.547	248.753	2,878.493	3,127.246	2,873.493	572.140	355.460

NEW SCHEMES

Regular

4580	Donkey Conservation and Breed Improvement Farm at BLPRI, Kharimurat District Attock. Un-Approved Attock	150.000	0.000	20.000	80.000	100.000	50.000	0.000	0.000
4581	Modernization of Government Livestock Farms, Kallurkot District Bhakkar. Un-Approved Bhakkar	35.000	0.000	10.000	15.000	25.000	10.000	0.000	0.000
4582	Up-gradation of Facilities for Augmenting & Production of Biologics at VRI, Lahore. Un-Approved Lahore	200.000	0.000	25.000	134.000	159.000	41.000	0.000	0.000
4583	Provision of Urgently Needed Academic Block, Students Hostels and Faculty Apartments at UVAS, City Campus, Lahore. Un-Approved Lahore	300.000	0.000	0.000	200.000	200.000	100.000	0.000	0.000
4584	Establishment of Training Centre for Biologics at UVAS, RAVI Campus Lahore. Un-Approved Lahore	400.000	0.000	0.000	177.000	177.000	118.000	105.000	0.000
4585	Up-Gradation Of Existing Feed Mill LES Bahadurnagar for the Preparation of Pellet Feed. Un-Approved okara, All concerned Tehsils	100.000	0.000	20.000	53.000	73.000	27.000	0.000	0.000
4586	Improvement of Low Producer Cattles in Punjab. Un-Approved Punjab	200.000	0.000	0.000	100.000	100.000	100.000	0.000	0.000
4587	Enhancing Competitiveness of Livestock Production System by joint venture of L&DD with Skilled Community Activist. Un-Approved Punjab	341.000	0.000	0.000	191.000	191.000	150.000	0.000	0.000

LIVESTOCK

(Million Rs.)

GS No	Scheme Information Approval Date / Location	Est. Cost	Accum. Exp June,16	Provision for 2016-17			MTDF Projections		Throw fwd Beyond June, 2019
				Cap	Rev	G. Total (Cap+Rev)	2017-18	2018-19	
1	2	3	4	5	6	7	8	9	10
4588	Developing Rural Poultry Models to Support Rural Economy. Un-Approved Punjab	190.000	0.000	0.000	100.000	100.000	90.000	0.000	0.000
4589	Forestation & Cultivation of Country Medicinal Plants at all Livestock Farms Un-Approved Punjab	20.000	0.000	0.000	11.560	11.560	8.440	0.000	0.000
4590	Propagation of Ducks Rearing in Punjab. Un-Approved Punjab	45.000	0.000	0.500	22.500	23.000	22.000	0.000	0.000
4591	Development of Ostrich Farming in Punjab. Un-Approved Punjab	55.194	0.000	28.000	12.194	40.194	15.000	0.000	0.000
4592	Revamping of Semen Production Units Qadirabad & karanewala under PPP mode. Un-Approved Sahiwal, Bahawalpur	199.000	0.000	50.000	50.000	100.000	99.000	0.000	0.000
Sub-Total: Regular		2,235.194	0.000	153.500	1,146.254	1,299.754	830.440	105.000	0.000
Khadim e Punjab Kissan Package									
4593	Khadim e Punjab Kissan Package Un-Approved Punjab	4,000.000	0.000	0.000	4,000.000	4,000.000	0.000	0.000	0.000
Sub-Total: Khadim e Punjab Kissan Package		4,000.000	0.000	0.000	4,000.000	4,000.000	0.000	0.000	0.000
Total: NEW SCHEMES		6,235.194	0.000	153.500	5,146.254	5,299.754	830.440	105.000	0.000
Total: ADP		17,245.680	2,412.547	402.253	8,024.747	8,427.000	3,703.933	677.140	355.460
<u>OTHER DEVELOPMENT PROGRAMME</u>									
ODP									
4594	Punjab Livestock & Dairy Development Board (PLDDB) Un-Approved Punjab	400.000	0.000	0.000	400.000	400.000	0.000	0.000	0.000
4595	PAMCO (Lahore Agriculture & Meat Company). Un-Approved Punjab	400.000	0.000	0.000	400.000	400.000	0.000	0.000	0.000
Sub-Total: ODP		800.000	0.000	0.000	800.000	800.000	0.000	0.000	0.000
Total: OTHER DEVELOPMENT PROGRAMME		800.000	0.000	0.000	800.000	800.000	0.000	0.000	0.000
Grand Total		18,045.680	2,412.547	402.253	8,824.747	9,227.000	3,703.933	677.140	355.460

INDUSTRIES, COMMERCE, INVESTMENT & SKILL DEVELOPMENT

VISION

Punjab as a secure, economically vibrant, and industrialized and knowledge based province which is prosperous and competitive.

POLICY

- To create an enabling environment for the private sector to grow and prosper, so as to achieve the government's objectives of employment generation, increased income, poverty alleviation and growth in exports.
- To assess skill gaps and to provide skill training to improve employability and facilitate industrial sector by getting trained human resource

OBJECTIVES

- Saving of heritage and development of Handicrafts industry
- Development of industrial estates/ parks/ zones
- Development of industrial support centres to upgrade technology
- Provision of missing facilities in small industrial estates to enhance colonization with a special focus on promotion of garment sector

STRATEGIC INTERVENTIONS

- Saving of heritage and development of handicraft complexes / villages.
- Promotion of garments industry.
- Customized lending and empowerment of artisans and skills enhancement programmes / projects.
- Provision of missing facilities in Small Industrial Estates to enhance colonization.

PERFORMANCE OF SECTOR & ACHIEVEMENTS DURING CFY 2015-16

- Development of 37 prototypes of metal crafts at Kot Abdul Malik
- Disbursement of loan to 274 Artisans in Kot Abdul Malik, D.G. Khan & Bahawalnagar
- Training of 530 Artisans in D.G Khan & Bahawalnagar
- Conducted 27 successful exhibitions for Artisans
- Construction of 2 new halls for Government Printing Press
- Conducted Diagnostic study of Industrial & handicrafts Clusters in Punjab
- Preserved Gazette through digitalization in Government Printing Press

- Awareness campaign launched about PCPA, 2005 through print media
- Under Chief Minister's Self Employment Scheme (CMSES) Rs. 16.863billion disbursed to 879,614 beneficiaries
- Completed first phase of development of industrial estates at Rahim Yar Khan and Bhalwal.

NEW INITIATIVES

- Strategic Policy Unit, Industries, Commerce & Investment Department including Public Private Partnership (PPP Node).
- Establishment of Small Industries Estate at MandiBahaudin.
- Establishment of Quaid-e-Azam Apparel Park
- Up-gradation of infrastructure and provision of missing facilities in SIEs, Sahiwal, Khanewal, Kasur&Taxila.
- Cluster Development Initiative(J&C P4R).

TARGETS FOR FINANCIAL YEAR 2016-17

- Research & Publication of Books on crafts and Life of Craftsmen / artisans of 5 districts of Punjab (Lahore Vol-II, Gujranwala, Sheikhpura, Gujrat and Chakwal.
- Development of Infrastructure in Small Industries Estate Faisalabad.
- Development of Infrastructure in Small Industries Estates of SIE-I Sialkot, SIE-I&II Gujranwala and SIE Bahawalpur.
- Establishment of Handicraft Development center Zahirpir Rahim yar khan.
- Up-gradation of infrastructure and provision of missing facilities in SIEs, Sahiwal, Khanewal, Kasur&Taxila.

Skills Development

- Training of 5,50,000 individuals under World Bank's assisted Punjab Skills Development Project (PSDP)
- Training of 59,400 individuals under DFID assisted Skills Development Programme (SDP)
- Training of 1,90,000 individuals by TEVTA
- Training of 1,55,000 individuals by PVTC

TREND OF ALLOCATIONS

Rs. in million

Sr. No	Year	Allocation
1.	2010-11	220
2.	2011-12	183
3.	2012-13	180
4.	2013-14	3,408
5.	2014-15	2,162
6.	2015-16	508
7.	2016-17	822

OTHER DEVELOPMENT INITIATIVES 2016-17

- An amount of Rs.3000 million has been provided for PSIC (Self Employment Scheme).
- An amount of Rs. 3000 million has been provided for TEVTA.
- An amount of Rs. 2000 million has been provided for PVTC.
- An amount of Rs.2000 million has been provided for PIEDMC.
- An amount of Rs.615 million has been provided for PIU- Skills Development in Punjab.
- An amount of Rs.900 million has been provided for Punjab Skill Development Fund
- An amount of Rs. 150 million has been provided for PBIT.
- An amount of Rs.100 million has been provided for FIEDMC.

MTDF 2016-19
Industries, Commerce & Investment : Summary
Development Programme 2016-17

(Million Rs.)

Sub- Sector	Capital	Revenue	Total
On-going Schemes			
Regular	15.210	387.854	403.064
Total	15.210	387.854	403.064
New Schemes			
Regular	0.000	418.936	418.936
Total	0.000	418.936	418.936
Other Development Initiatives	0.000	11765.000	11765.000
Total (Ongoing + New)	15.210	12571.790	12587.000

Development Programme 2017-18

On-going Schemes			
Regular	0.000	138.122	138.122
Total	0.000	138.122	138.122
New Schemes			
Regular	0.000	467.992	467.992
Total	0.000	467.992	467.992
Other Development Initiatives	0.000	13529.750	13529.750
Total (Ongoing + New)	0.000	14135.864	14135.864

Development Programme 2018-19

On-going Schemes			
Regular	0.000	0.000	0.000
Total	0.000	0.000	0.000
New Schemes			
Regular	0.000	479.117	479.117
Total	0.000	479.117	479.117
Other Development Initiatives	0.000	15559.213	15559.213
Total (Ongoing + New)	0.000	16038.330	16038.330
MTDF 2016-19: Grand Total			42761.194

INDUSTRIES, COMMERCE & INVESTMENT: SUMMARY

(Million Rs.)

Type / Sub Sector	No. of Schemes	Provision for 2016-17				Projection for 2017-18	Projection for 2018-19
		Capital	Revenue	Foreign Aid	G. Total (Cap+Rev)		
<u>ON-GOING SCHEMES</u>							
Regular	7	15.210	387.854	0.000	403.064	138.122	0.000
Total: ON-GOING SCHEMES	7	15.210	387.854	0.000	403.064	138.122	0.000
<u>NEW SCHEMES</u>							
Regular	1	0.000	35.000	0.000	35.000	40.000	40.000
Punjab Small Industries Corporation (PSIC)	4	0.000	355.000	0.000	355.000	407.928	439.117
Directorate General IPWM	1	0.000	28.936	0.000	28.936	20.064	0.000
Total: NEW SCHEMES	6	0.000	418.936	0.000	418.936	467.992	479.117
Total: ADP	13	15.210	806.790	0.000	822.000	606.114	479.117
<u>OTHER DEVELOPMENT PROGRAMME</u>							
ODP	8	0.000	11,765.000	0.000	11,765.000	0.000	0.000
Total: OTHER DEVELOPMENT PROGRAMME	8	0.000	11,765.000	0.000	11,765.000	0.000	0.000
Grand Total	21	15.210	12,571.790	0.000	12,587.000	606.114	479.117

INDUSTRIES, COMMERCE & INVESTMENT

(Million Rs.)

GS No	Scheme Information Approval Date / Location	Est. Cost	Accum. Exp June, 16	Provision for 2016-17			MTDF Projections		Throw fwd Beyond June, 2019
				Cap	Rev	G. Total (Cap+Rev)	2017-18	2018-19	
1	2	3	4	5	6	7	8	9	10

ON-GOING SCHEMES

Regular

4596	Gandhara Art Village 24-8-2015 Rawalpindi	104.360	72.166	0.000	10.272	10.272	21.922	0.000	0.000
4597	Development of Infrastructure in Small Industries Estate Faisalabad 22-1-16 Faisalabad	370.324	100.000	0.000	270.324	270.324	0.000	0.000	0.000
4598	Establishment of Metal Craft Artisans Village at Sheikhpura Road, Lahore 24-8-2015 Lahore	172.700	25.000	0.000	32.500	32.500	116.200	0.000	0.000
4599	Establishment of Handicraft Development center Zahirpir Rahimyarkhan 24-8-2015 Rahim Yar Khan	27.309	10.863	0.000	16.446	16.446	0.000	0.000	0.000
4600	Construction of new halls in Govt. Printing Press, Lahore/ Bahawalpur 4-11-2015 Lahore, Bahawalpur	42.640	27.430	15.210	0.000	15.210	0.000	0.000	0.000
4601	Research & Publication of Books on crafts and Life of Craftsmen / artisans of 5 districts of Punjab (Lahore Vol-II, Gujranwala, Sheikhpura, Gujrat and Chakwal. 2-7-14- Lahore, Gujranwala, Sheikhpura, Gujrat, Chakwal	13.500	3.145	0.000	10.355	10.355	0.000	0.000	0.000
4602	Development of Infrastructure in Small Industries Estates of SIE-I Sialkot, SIE-I&II Gujranwala and SIE Bahawalpur 15-3-2016 Sialkot, Gujranwala, Bahawalpur	204.263	156.306	0.000	47.957	47.957	0.000	0.000	0.000
Sub-Total: Regular		935.096	394.910	15.210	387.854	403.064	138.122	0.000	0.000
Total: ON-GOING SCHEMES		935.096	394.910	15.210	387.854	403.064	138.122	0.000	0.000

NEW SCHEMES

Regular

4603	Strategic Policy Unit, Industries, Commerce & Investment Department including Public Private Partnership (PPP Node) Un-Approved Lahore	190.000	0.000	0.000	35.000	35.000	40.000	40.000	75.000
Sub-Total: Regular		190.000	0.000	0.000	35.000	35.000	40.000	40.000	75.000

Punjab Small Industries Corporation (PSIC)

4604	Establishment of Small Industries Estate at Mandi Bahaudin Un-Approved Mandi Bahaudin	390.000	0.000	0.000	100.000	100.000	145.000	145.000	0.000
4605	Cluster Development Initiative(J&C P4R) Un-Approved Punjab	696.188	0.000	0.000	150.000	150.000	252.928	294.117	0.000
4606	Publication of Books on Crafts of Punjab. Un-Approved Punjab	15.000	0.000	0.000	5.000	5.000	10.000	0.000	0.000

INDUSTRIES, COMMERCE & INVESTMENT

(Million Rs.)

GS No	Scheme Information Approval Date / Location	Est. Cost	Accum. Exp June, 16	Provision for 2016-17			MTDF Projections		Throw fwd Beyond June, 2019
				Cap	Rev	G. Total (Cap+Rev)	2017-18	2018-19	
1	2	3	4	5	6	7	8	9	10
4607	Up-gradation of infrastructure and provision of missing facilities in SIEs, Sahiwal, Khanewal, Kasur & Taxila Un-Approved Sahiwal, Khanewal, Kasur, Rawalpindi	100.000	0.000	0.000	100.000	100.000	0.000	0.000	0.000
Sub-Total: Punjab Small Industries Corporation (PSIC)		1,201.188	0.000	0.000	355.000	355.000	407.928	439.117	0.000
Directorate General IPWM									
4608	Improvement in the Arrangements for Starting Businesses (J&C). Un-Approved Punjab	50.000	0.000	0.000	28.936	28.936	20.064	0.000	0.000
Sub-Total: Directorate General IPWM		50.000	0.000	0.000	28.936	28.936	20.064	0.000	0.000
Total: NEW SCHEMES		1,441.188	0.000	0.000	418.936	418.936	467.992	479.117	75.000
Total: ADP		2,376.284	394.910	15.210	806.790	822.000	606.114	479.117	75.000
<u>OTHER DEVELOPMENT PROGRAMME</u>									
ODP									
4609	PIEDMIC Punjab	2,000.000	0.000	0.000	2,000.000	2,000.000	0.000	0.000	0.000
4610	FIEDMIC Punjab	100.000	0.000	0.000	100.000	100.000	0.000	0.000	0.000
4611	PSIC (Self Employment Scheme). Punjab	3,000.000	0.000	0.000	3,000.000	3,000.000	0.000	0.000	0.000
4612	PBIT Punjab	997.124	0.000	0.000	150.000	150.000	0.000	0.000	0.000
4613	Punjab Skill Development Fund (PSDF). Punjab	900.000	0.000	0.000	900.000	900.000	0.000	0.000	0.000
4614	Punjab Skill Development Program (PIU). Punjab	615.000	0.000	0.000	615.000	615.000	0.000	0.000	0.000
4615	TEVTA Punjab	3,000.000	0.000	0.000	3,000.000	3,000.000	0.000	0.000	0.000
4616	Punjab Vocational Training Council (PVTC). Punjab	2,000.000	0.000	0.000	2,000.000	2,000.000	0.000	0.000	0.000
Sub-Total: ODP		12,612.124	0.000	0.000	11,765.000	11,765.000	0.000	0.000	0.000
Total: OTHER DEVELOPMENT PROGRAMME		12,612.124	0.000	0.000	11,765.000	11,765.000	0.000	0.000	0.000
Grand Total		14,988.408	394.910	15.210	12,571.790	12,587.000	606.114	479.117	75.000

MINES & MINERALS

VISION

To promote and facilitate Mines and Minerals exploration in Punjab to attract foreign and local investment in this sector, thereby enhancing the contribution of Mines and Minerals in the Provincial GDP.

POLICY / STRATEGY

- Encourage and support exploration of minerals, particularly through private sector
- Strengthen Government's role as a facilitator to create 'enabling environment' for the respective investors in mines and minerals sector
- Promote environment-friendly mining practices and to take measures for mitigation of environmental hazards of mining for sustainable development of mineral sector
- Develop schemes for welfare and safety of mine workers
- Provide internationally competitive regulatory framework – mining concession rules and restructuring of the institutional arrangements for administration in the light of practices followed in developed countries

STRATEGIC INTERVENTIONS

- Transformation from regulatory paradigm to a research and exploration oriented entity.
- Exploration and resource estimation of iron ore, metallic and allied minerals.
- Defining and mapping resource corridors for Metallic, Energy and Industrial Minerals.
- Establishment of Model Mines based on semi mechanized mining techniques
- Environment friendly mining practices and to take measures for mitigation of hazards of mining for sustainable development of mineral sector
- Schemes for new resources, up scaling of HR and capacity Building, and rescue facilities for mine workers.

ACHIEVEMENTS OF FINANCIAL YEAR 2015-16

- Reorienting the outlook of Department from regulatory paradigm to a research oriented / exploration oriented entity.
- Undertaking the first ever power project of 330 MW mine mouth model based on indigenous coal.

- First ever complete exploration, drilling and estimation of Copper & Iron Resources in Chiniot / Rajoa with local funding.
- Feasibility of first ever steel mill in Punjab based on indigenous raw material.
- Highest ever auction of stone in Sargodha District.
- Completion of Legal Framework Review for Minor Minerals.
- Legal Framework Review for large Scale Mining is near completion.
- Commencement of 2nd Phase of exploration of metallic minerals.

NEW INITIATIVES

- Exploration and Development of Metallic Minerals
- Regional Exploration and Resource Estimation of Iron Ore and Other Minerals in Districts Chiniot, Faisalabad and other areas of Punjab
- Defining and mapping resource corridors of Punjab for Metallic, Energy and Industrial Minerals
- Economic Exploitation of Energy Minerals
- Development of 330 MW Local Coal Fired Power Plant in Pind Dadan Khan
- Development and Implementation of Coal Pricing Framework in Punjab
- Review of Legal Framework
- Investment Promotion involving Large Scale Mining
- Restructuring of Mines & Minerals Department on modern lines through International Firms/Consortia
- Short Term Skills Development Programme for imparting training to 4125 trainees.
- Automation and Digitization of Mining Work
- Strengthening of Mine sample Testing Laboratory in Khushab
- Rehabilitation of Training Mine for Mine Supervisors and Mining Technicians in Katas, Chakwal
- Identification of effective strategies for Revival of Abandoned Coal Mines in Salt Range / Trains Indus Range
- Feasibility study for delineation of Rock Salt Potential Blocks in Salt Range

TARGETS FOR FINANCIAL YEAR 2016-17

- Completion of Feasibility Study of Chiniot Rajoa
- Completion of Exploration at Regional level
- Completion and operationalization of scheme titled “Mines Rescue & Safety Area. Sub Station, Ara Basharat”

- Completion of Restructuring of Department
- Commencement of project for defining & mapping of mineral resources corridors in Punjab
- Feasibility study for provision of roads infrastructure to facilitate coal supply to Mines Mouth Coal Project
- Piloting of semi mechanized mining techniques in salt range

TREND OF ALLOCATIONS

Rs. in million

Sr. No.	Year	Allocation
1.	2011-12	300
2.	2012-13	300
3.	2013-14	421
4.	2014-15	260
5.	2015-16	450
6.	2016-17	393

OTHER DEVELOPMENT INITIATIVES 2016-17

- An allocation of Rs.1500 million has been provided for Punjab Mineral Company

MTDF 2016-19
Mines & Minerals : Summary
Development Programme 2016-17

(Million Rs.)

Sub-Sector	Capital	Revenue	Total	F. Aid	Total
On-Going Schemes					
Regular	25.832	211.957	237.789	-	237.789
Total	25.832	211.957	237.789	-	237.789
New Schemes					
Regular	18.500	136.711	155.211	-	155.211
Total	18.500	136.711	155.211	-	155.211
Total (Ongoing + New)	44.332	348.668	393.000	-	393.000

Development Programme 2017-18

On-Going Schemes					
Regular	50.000	265.000	315.000	-	315.000
Total	50.000	265.000	315.000	-	315.000
New Schemes					
Regular	25.000	110.000	135.000	-	135.000
Total	25.000	110.000	135.000	-	135.000
Total (Ongoing + New)	75.000	375.000	450.000	-	450.000

Development Programme 2018-19

On-Going Schemes					
Regular	50.000	315.000	365.000	-	365.000
Total	50.000	315.000	365.000	-	365.000
New Schemes					
Regular	25.000	130.000	155.000	-	155.000
Total	25.000	130.000	155.000	-	155.000
Total (Ongoing + New)	75.000	445.000	520.000	-	520.000
MTDF 2016-19: Grand					1,363.000

MINES & MINERALS: SUMMARY

(Million Rs.)

Type / Sub Sector	No. of Schemes	Provision for 2016-17				Projection for 2017-18	Projection for 2018-19
		Capital	Revenue	Foreign Aid	G. Total (Cap+Rev)		
<u>ON-GOING SCHEMES</u>							
Regular	6	25.832	211.957	0.000	237.789	298.957	171.016
Total: ON-GOING SCHEMES	6	25.832	211.957	0.000	237.789	298.957	171.016
<u>NEW SCHEMES</u>							
Regular	6	18.500	136.711	0.000	155.211	244.806	0.000
Total: NEW SCHEMES	6	18.500	136.711	0.000	155.211	244.806	0.000
Total: ADP	12	44.332	348.668	0.000	393.000	543.763	171.016
<u>OTHER DEVELOPMENT PROGRAMME</u>							
ODP	1	0.000	1,500.000	0.000	1,500.000	0.000	0.000
Total: OTHER DEVELOPMENT PROGRAMME	1	0.000	1,500.000	0.000	1,500.000	0.000	0.000
Grand Total	13	44.332	1,848.668	0.000	1,893.000	543.763	171.016

MINES & MINERALS

(Million Rs.)

GS No	Scheme Information Approval Date / Location	Est. Cost	Accum. Exp June,16	Provision for 2016-17			MTDF Projections		Throw fwd Beyond June, 2019
				Cap	Rev	G. Total (Cap+Rev)	2017-18	2018-19	
1	2	3	4	5	6	7	8	9	10

ON-GOING SCHEMES

Regular

4617	Establishment of Mines Rescue & Safety Area Sub Station, Basharat 11-09-2015 Chakwal , Choa Saiden Shah	78.709	20.000	25.832	32.877	58.709	0.000	0.000	0.000
4618	Capacity Building & Sterngthening of Directorate General of Mines & Minerals Punjab, Lahore 28-04-2016 Lahore	168.110	73.748	0.000	50.000	50.000	38.957	0.000	0.000
4619	Geo-Physical Survey for Exploration of Metallic Minerals in the Pre-cambrian Shield Rocks in the Punjab (PC II) 24-01-2013 Chiniot	416.000	58.274	0.000	50.000	50.000	200.000	107.726	0.000
4620	Mineral Resources potential of Punjab (a) Energy Minerals (b) Metallic Minerals c) Industrial Minerals (PC-II) Un-Approved Punjab	173.290	0.000	0.000	50.000	50.000	60.000	63.290	0.000
4621	Study of Establishment of Model Mine based on Semi Mechnaized mining techniques in salt Range Khushab / Chakwal (PC-II) 17-12-2015 Chakwal, Khushab	22.080	0.000	0.000	22.080	22.080	0.000	0.000	0.000
4622	Study of Construction of Road Network to facilitate coal supply to Power Plant at Pind Dadan Khan (PC-II) 17-03-2016 Jhelum, Chakwal	7.000	0.000	0.000	7.000	7.000	0.000	0.000	0.000
Sub-Total: Regular		865.189	152.022	25.832	211.957	237.789	298.957	171.016	0.000
Total: ON-GOING SCHEMES		865.189	152.022	25.832	211.957	237.789	298.957	171.016	0.000

NEW SCHEMES

Regular

4623	Rehabilitation of Training Mine for Mine Supervisors and Mining Technicians, Katas. Un-Approved Chakwal , Choa Saiden Shah	59.000	0.000	7.000	20.000	27.000	32.000	0.000	0.000
4624	Completion of Leftover Works of the MLW Girls Higher Secondary School at Chak no. 119/SB, Tehsil Sillan wali, District Sargodha Un-Approved Sargodha	27.000	0.000	11.500	0.000	11.500	15.500	0.000	0.000
4625	Strengthening of Mine Sample Testing Laboratory, Khushab. Un-Approved Khushab	80.000	0.000	0.000	13.405	13.405	65.000	0.000	0.000
4626	Short Term Skills Development Project (Chief Minister's Skills Development Initiative) 19-02-2016 Chakwal, Khushab, Mianwali	160.612	0.000	0.000	83.306	83.306	77.306	0.000	0.000
4627	Identification of effective strategies to optimize coal production through revival of abandoned coal mines in Salt Range/Trains Indus Range (District Jhelum, Chakwal, Khushab and Mianwali, Punjab Un-Approved Jhelum, Chakwal, Khushab and Mianwali	25.000	0.000	0.000	10.000	10.000	15.000	0.000	0.000

MINES & MINERALS

(Million Rs.)

GS No	Scheme Information Approval Date / Location	Est. Cost	Accum. Exp June,16	Provision for 2016-17			MTDF Projections		Throw fwd Beyond June, 2019
				Cap	Rev	G. Total (Cap+Rev)	2017-18	2018-19	
1	2	3	4	5	6	7	8	9	10
4628	Study of Rock Salt Potential Blocks in Salt Range Punjab (PC-II) Un-Approved Jhelum, Chakwal, Khushab & Mianwali	50.000	0.000	0.000	10.000	10.000	40.000	0.000	0.000
Sub-Total: Regular		401.612	0.000	18.500	136.711	155.211	244.806	0.000	0.000
Total: NEW SCHEMES		401.612	0.000	18.500	136.711	155.211	244.806	0.000	0.000
Total: ADP		1,266.801	152.022	44.332	348.668	393.000	543.763	171.016	0.000
OTHER DEVELOPMENT PROGRAMME									
ODP									
4629	Punjab Minerals Company Punjab	1,500.000	0.000	0.000	1,500.000	1,500.000	0.000	0.000	0.000
Sub-Total: ODP		1,500.000	0.000	0.000	1,500.000	1,500.000	0.000	0.000	0.000
Total: OTHER DEVELOPMENT PROGRAMME		1,500.000	0.000	0.000	1,500.000	1,500.000	0.000	0.000	0.000
Grand Total		2,766.801	152.022	44.332	1,848.668	1,893.000	543.763	171.016	0.000

TOURISM

VISION

Preservation, development and beautification of existing and potential tourist locations to attract tourists from within as well as outside the province / country.

OBJECTIVES

- Provision of infrastructure and allied facilities for the promotion of tourism.
- Preservation and development of existing and potential tourist resorts.
- Promotion of eco-tourism in collaboration with relevant stakeholders.
- Mass awareness to promote domestic tourism.

STRATEGIC INTERVENTIONS

- Development of eco-tourism in soon valley at Khabekhi and Uchali lakes.
- Feasibility study for identification of potential areas for promotion of tourism.
- Lahore tourist bus service.
- Development of resort for religious tourism at Nankana Sahib.
- Feasibility study for installation of cable cars (Murree) phase-I.
- Renovation and beautification of lake at Kallar Kahar.
- Feasibility and designing for development of recreational resort along river Indus at Attock Khurd.

New Initiatives in FY 2016-17

- Punjab Cultural Heritage & Economic Growth project.
- Development of Bansara Gali surface parking into eco-friendly Entertainment Park.
- Construction of building for Institute of Tourism and Hotel Management (ITHM) **(PPP Mode)**
- Renovation and beautification of lake at Kalar Kahar.
- Feasibility study for development of Kotli Sattian as alternate tourist destination to Murree.
- Development of resort at Charehan Forest Rest House for promotion of Tourism.

TREND OF ALLOCATIONS

Sr. No.	Year	Allocation
1	2012-13	300
2	2013-14	334
3	2014-15	990
4	2015-16	930
5	2016-17	800

MTDF 2016-19
Tourism : Summary
Development Programme 2016-17

(Million Rs.)

Sub-Sector	Capital	Revenue	Total	F. Aid	Total
Ongoing Schemes					
Regular	12.750	197.100	209.850	0.000	209.850
Total	12.750	197.100	209.850	0.000	209.850
New Schemes					
Regular	55.000	85.000	140.000	450.150	590.150
Total	55.000	85.000	140.000	450.150	590.150
Total (ongoing+new)	67.750	282.100	349.850	450.150	800.000

Development Programme 2017-18

Ongoing Schemes					
Regular	400.000	600.000	1000.000	2000.000	3000.000
Total	400.000	600.000	1,000.000	2,000.000	3,000.000
New Schemes					
Regular	100.000	400.000	500.000	0.000	500.000
Total	100.000	400.000	500.000	0.000	500.000
Total (ongoing+new)	500.000	1,000.000	1,500.000	2,000.000	3,500.000

Development Programme 2018-19

Ongoing Schemes					
Regular	500.000	500.000	1000.000	2000.000	3000.000
Total	500.000	500.000	1,000.000	2,000.000	3,000.000
New Schemes					
Regular	300.000	800.000	1100.000	0.000	1100.000
Total	300.000	800.000	1,100.000	0.000	1,100.000
Total (ongoing+new)	800.000	1,300.000	2,100.000	2,000.000	4,100.000
MTDF 2016-19: Grand Total					8,400.000

TOURISM: SUMMARY

(Million Rs.)

Type / Sub Sector	No. of Schemes	Provision for 2016-17				Projection for 2017-18	Projection for 2018-19
		Capital	Revenue	Foreign Aid	G. Total (Cap+Rev)		
<u>ON-GOING SCHEMES</u>							
Regular	5	12.750	197.100	0.000	209.850	0.000	0.000
Total: ON-GOING SCHEMES	5	12.750	197.100	0.000	209.850	0.000	0.000
<u>NEW SCHEMES</u>							
Regular	7	55.000	85.000	450.150	590.150	2,575.000	2,749.850
Total: NEW SCHEMES	7	55.000	85.000	450.150	590.150	2,575.000	2,749.850
Total: ADP	12	67.750	282.100	450.150	800.000	2,575.000	2,749.850
Grand Total	12	67.750	282.100	450.150	800.000	2,575.000	2,749.850

TOURISM

(Million Rs.)

GS No	Scheme Information Approval Date / Location	Est. Cost	Accum. Exp June,16	Provision for 2016-17			MTDF Projections		Throw fwd Beyond June, 2019
				Cap	Rev	G. Total (Cap+Rev)	2017-18	2018-19	
1	2	3	4	5	6	7	8	9	10

ON-GOING SCHEMES

Regular

4630	Feasibility Study For Installation of Cable Cars (Murree)" 26-02-2016 Rawalpindi , Murree	243.303	142.818	0.000	90.000	90.000	0.000	0.000	0.000
4631	Feasibility and Designing for Development of Recreational Resort along River Indus at Attock Khurd 20-10-2015 Attock , Hazro	9.291	0.000	0.000	9.291	9.291	0.000	0.000	0.000
4632	Development of Eco Tourism in Soon Valley at Khabekhi and Uchali Lake, Khushab. 24-10-2014 Khushab	191.857	146.736	0.000	45.121	45.121	0.000	0.000	0.000
4633	Lahore Tourist Bus Service 27-11-2015 Lahore	233.730	200.000	0.000	33.730	33.730	0.000	0.000	0.000
4634	Development of Resort for religious Tourism at Nankana Sahib. 15-01-2015 Nankana Sahib	108.086	76.378	12.750	18.958	31.708	0.000	0.000	0.000
Sub-Total: Regular		786.267	565.932	12.750	197.100	209.850	0.000	0.000	0.000
Total: ON-GOING SCHEMES		786.267	565.932	12.750	197.100	209.850	0.000	0.000	0.000

NEW SCHEMES

Regular

4635	Development of Bansara Gali Surface Parking into Eco-friendly Entertainment Park Un-Approved Rawalpindi , Murree	35.000	0.000	35.000	0.000	35.000	0.000	0.000	0.000
4636	Feasibility Study for Development of Kotli Sattian as Alternate Tourist Destination to Murree Un-Approved Rawalpindi , Kotli Sattian	10.000	0.000	0.000	10.000	10.000	0.000	0.000	0.000
4637	Development of Resort at Charehan Forest Rest House for Promotion of Tourism. Un-Approved Rawalpindi , Murree	30.000	0.000	0.000	30.000	30.000	0.000	0.000	0.000
4638	Renovation and Beautification of Lake at Kalar Kahar Un-Approved Chakwal , Kalar Kahar	20.000	0.000	20.000	0.000	20.000	0.000	0.000	0.000
4639	Construction of Building for Institute of Tourism and Hotel Management (ITHM)(PPP Mode) Un-Approved Lahore	10.000	0.000	0.000	10.000	10.000	0.000	0.000	0.000
4640	Feasibility Study for Restoration and Renovation of Indus Queen Ferry Vessel. Un-Approved Rajanpur , Kot Mithan	10.000	0.000	0.000	10.000	10.000	0.000	0.000	0.000

TOURISM

(Million Rs.)

GS No	Scheme Information Approval Date / Location	Est. Cost	Accum. Exp June,16	Provision for 2016-17			MTDF Projections		Throw fwd Beyond June, 2019
				Cap	Rev	G. Total (Cap+Rev)	2017-18	2018-19	
1	2	3	4	5	6	7	8	9	10
4641	Punjab Cultural Heritage & Economic Growth Project Un-Approved Lahore, Nankana Sahib, Narrowal, Attock, Sheikhpura, Gujranwala.	5,800.000	0.000	0.000	475.150	475.150	2,575.000	2,749.850	0.000
			Local:	0.000	25.000				
			Foreign:	0.000	450.150				
Sub-Total: Regular		5,915.000	0.000	55.000	535.150	590.150	2,575.000	2,749.850	0.000
Total: NEW SCHEMES		5,915.000	0.000	55.000	535.150	590.150	2,575.000	2,749.850	0.000
Total: ADP		6,701.267	565.932	67.750	732.250	800.000	2,575.000	2,749.850	0.000
Grand Total		6,701.267	565.932	67.750	732.250	800.000	2,575.000	2,749.850	0.000

GOVERNANCE & INFORMATION TECHNOLOGY

The Government of Punjab aims to modernize governance techniques through information technology interventions; improving service delivery; and increasing the digital literacy of the citizens. Over the years, the Government of Punjab has introduced strategic interventions keeping Punjab abreast with the global revolution in Information and Communication Technology (ICT).

SECTOR OVERVIEW

Worldwide Information and Communication Technology (ICT) is proving instrumental in modernizing governance, increasing transparency, improving public service delivery, and reducing information costs along the value chain for businesses. The Government of Punjab is mindful of these global changes and is proposing interventions to keep Punjab abreast with these changes. These interventions will keep Punjab a viable and competitive player in the global economic market.

VISION

To make Punjab the hub of Information Technology (IT) by using Information & Communication Technology (ICT) for increasing efficiency in public services delivery; enhancing the digital literacy of the citizens; modernizing governance; attracting investment thereby spurring economic growth.

OBJECTIVES/STRATEGIES

- To embark upon the e-governance program to improve service delivery by minimizing the Turnaround Time (TAT) for various functions of the Punjab Government thus minimizing human intervention and increasing transparency.
- To improve Law & Order System in Punjab
- To improve Criminal Justice System
- To improve revenue & tax collection system for the Punjab Government.
- To develop the human resource capabilities and capacities of all the departments of the Government of Punjab and acting as a harbinger of change in the functioning of the departments.

ACHIEVEMENTS OF FINANCIAL YEAR 2015-16

During 2015-16 an amount of Rs.8,540 million was allocated to the Governance and IT Sector. Major milestones achieved during 2015-16 are:

- The project titled “Land Records Management and Information Systems Project (Phase-I)” has been substantially completed at a cost amounting to Rs.12260.480 million contributing to better management of land revenue record through increased access to land records at lower transaction cost through a client-responsive service (to citizens), increased level of tenure security of land-right holders and increased transparency in transactions of Land
- The project titled “Digitization / Computerization of Public Prosecution Department & Development of Monitoring & Coordination System (Phase-I)” has been completed in three divisions of Punjab at an approved cost of Rs.66.139 million which shall improve facilitation of general public for provision of Justice as well as improved monitoring within Public Prosecution Department for effective handling of public prosecution & related matters.
- The “Technology Incubator at Arfa Software Technology Park,” program has been completed for a total cost of Rs. 186.519 million. It will act as a launch pad for startup companies and bring forth a new crop of venture capitalists in the province.
- The “Tech Hub & Co-working space at ASTP” has been completed for a total cost of Rs. 27.962 million. It provides state of the art office space for new freelance businesses during their nascent period. This will enhance employment and economic growth in the province.
- The “Plan X-Technology Accelerator at ASTP” has been completed for a total cost of Rs. 25.875 million. This project nurtures mature businesses, which have been running for at least 2 years, to scale and grow by attracting local and foreign investment.
- The “Disease Surveillance System,” project has been completed for a total cost of Rs. 198.974 million. It will play a preventive role through surveillance of disease outbreaks with the help of GIS Mapping and Surveillance.
- The “Larvaciding and Fogging/IRS Reporting System,” has been completed for a total cost of Rs. 74.628 million. This project will provide real time data on larvaciding and fogging with GPS coordinates etc.
- The “Driving License Management Information System (Phase II)” has been completed for a total cost of Rs. 163.935 million. This project automates the process of issuance of driving licenses, increasing revenue for the Punjab government, and reducing crime through effective vehicle monitoring.

- The "Computerization of Transport Department (TDAS) Phase II," has been completed for a cost of Rs.127.560 million.
- The "Anti-Corruption Case Management System," has been completed for a total cost of Rs. 40.09 million.

NEW INITIATIVES FOR 2016-17

- Allocation has been secured for new intervention of Board of Revenue (BOR) titled "Property Registration Systems" project to ensure improved property registration process & security of title to the landowners in Lahore district.
- The "GIS Integrated Computerization of Urban Immovable Property Tax (UIPT)" and the "Ease for Tax Payers Program" are Excise and Taxation Department's interventions to enhance government revenue. Moreover, establishment of 09 Excise & Taxation Service Centers of the Excise and Taxation Department will minimize interaction of citizens with government officials by redirecting them to designated customer service representative. This will increase Punjab government's revenue and improve service delivery to tax payers.
- The flagship project of the Police Department / Safe City Authority namely Punjab Police Integrated Command, Control and Communication Centre in six mega cities aims to ensure fool proof security, improve the law and order situation and make marked improvements in the traffic management system of mega cities in the province. The project envisions the installation of a vast network of surveillance cameras which will improve monitoring of gatherings and congregation like the annual Muharram procession.
- The "Automation of Case and Courts Management System at LHC & District Courts Lahore" will help in improved delivery of justice to general public as well as increased efficiency of judiciary & allied staff.
- The phase-II of Public Prosecution Department's "Digitization / Computerization of Public Prosecution Department & Development of Monitoring & Coordination System" on replication of Case Flow Management System to whole province will reduce the Turnaround Time (TAT) for cases. This project will be functioning to its optimal upon integration with the police department and the judiciary to improve criminal justice system.
- The "Local Government Automated Financial Management and Monitoring System," will increase transparency and visibility of the financial accounts of the Punjab government.

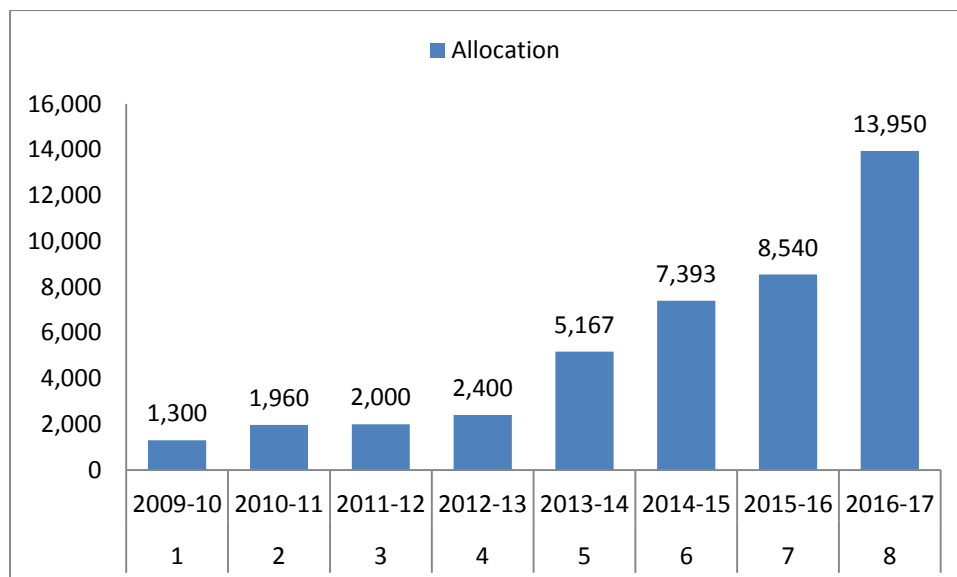
- The Prison Management Information System will maintain a comprehensive data base of inmates and staff. This will help in improving the management of District Jail Lahore in pilot phase.
- The Management Information System of the Home Department will automate all the various internal & external activities of Home department particularly monitoring of implementation of National Action Plan as well as improved coordination, monitoring and strengthening of internal security infrastructure.

TREND OF ALLOCATIONS

An amount of **Rs.13,950** million has been earmarked for Governance & IT Sector in 2016-17 for implementation of projects sponsored by Punjab Information Technology Board and other government departments.

Trend of Allocations (Million Rs)

Sr.No	FY	Allocation
1	2009-10	1,300
2	2010-11	1,960
3	2011-12	2,000
4	2012-13	2,400
5	2013-14	5,167
6	2014-15	7,393
7	2015-16	8,540
8	2016-17	13,950



MTDF 2016-19
Governance & Information Technology : Summary
Development Programme 2016-17

(Million Rs.)

Sub-Sector	Capital	Revenue	Total	F. Aid	Total
Ongoing Schemes					
Regular	0.000	12505.851	12505.851	0.000	12505.851
Total	0.000	12,505.851	12,505.851	0.000	12,505.851
New Schemes					
Regular	101.000	1343.149	1444.149	0.000	1444.149
Total	101.000	1,343.149	1,444.149	0.000	1,444.149
Total (ongoing+new)	101.000	13,849.000	13,950.000	0.000	13,950.000

Development Program 2017-18

Ongoing Schemes					
Regular	1500.000	11391.579	12891.579	0.000	12891.579
Total	1,500.000	11,391.579	12,891.579	0.000	12,891.579
New Schemes					
Regular	0.000	2453.421	2453.421	0.000	2453.421
Total	0.000	2,453.421	2,453.421	0.000	2,453.421
Total (ongoing+new)	1,500.000	13,845.000	15,345.000	0.000	15,345.000

Development Program 2018-19

Ongoing Schemes					
Regular	0.000	5031.834	5031.834	0.000	5031.834
Total	0.000	5,031.834	5,031.834	0.000	5,031.834
New Schemes					
Regular	0.000	11847.666	11847.666	0.000	11847.666
Total	0.000	11,847.666	11,847.666	0.000	11,847.666
Total (ongoing+new)	0.000	16,879.500	16,879.500	0.000	16,879.500
MTDF 2016-19: Grand Total					46,174.500

GOVERNANCE & INFORMATION TECHNOLOGY: SUMMARY

(Million Rs.)

Type / Sub Sector	No. of Schemes	Provision for 2016-17				Projection for 2017-18	Projection for 2018-19
		Capital	Revenue	Foreign Aid	G. Total (Cap+Rev)		
<u>ON-GOING SCHEMES</u>							
PITB	10	0.000	1,218.721	0.000	1,218.721	1,353.288	161.834
Lahore High Court (LHC)	1	0.000	43.150	0.000	43.150	0.000	0.000
Police Department	2	0.000	10,685.729	0.000	10,685.729	0.000	0.000
Board of Revenue	1	0.000	154.027	0.000	154.027	64.147	0.000
Health Department	1	0.000	72.312	0.000	72.312	0.000	0.000
Excise & Taxation	2	0.000	331.912	0.000	331.912	450.566	250.000
Total: ON-GOING SCHEMES	17	0.000	12,505.851	0.000	12,505.851	1,868.001	411.834
<u>NEW SCHEMES</u>							
PITB	2	1.000	12.000	0.000	13.000	283.516	120.000
Lahore High Court (LHC)	1	0.000	150.000	0.000	150.000	500.000	0.000
Police Department	3	0.000	566.705	0.000	566.705	10,000.000	4,500.000
Board of Revenue	1	100.000	82.000	0.000	182.000	130.060	0.000
Excise & Taxation	2	0.000	201.648	0.000	201.648	0.000	0.000
Public Procecuton Department	2	0.000	93.000	0.000	93.000	13.002	0.000
Finance Department	1	0.000	100.000	0.000	100.000	52.000	0.000
Home Department	2	0.000	72.796	0.000	72.796	0.000	0.000
S&GAD	1	0.000	25.000	0.000	25.000	25.000	0.000
Law Department	1	0.000	40.000	0.000	40.000	20.000	0.000
Total: NEW SCHEMES	16	101.000	1,343.149	0.000	1,444.149	11,023.578	4,620.000
Total: ADP	33	101.000	13,849.000	0.000	13,950.000	12,891.579	5,031.834
Grand Total	33	101.000	13,849.000	0.000	13,950.000	12,891.579	5,031.834

GOVERNANCE & INFORMATION TECHNOLOGY

(Million Rs.)

GS No	Scheme Information Approval Date / Location	Est. Cost	Accum. Exp June, 16	Provision for 2016-17			MTDF Projections		Throw fwd Beyond June, 2019
				Cap	Rev	G. Total (Cap+Rev)	2017-18	2018-19	
1	2	3	4	5	6	7	8	9	10

ON-GOING SCHEMES

PITB

4642	Citizen Feedback Monitoring Program 31-10-2014 Punjab	142.442	46.313	0.000	96.129	96.129	0.000	0.000	0.000
4643	E-Filing and Office Automation 01-11-2015 Punjab	170.853	9.903	0.000	125.459	125.459	35.491	0.000	0.000
4644	Citizen Engagement and Public Perception Analysis for Improving Governance and Service Delivery in Punjab (PC-II) 14-01-2016 Punjab	460.000	49.500	0.000	80.324	80.324	200.000	161.834	0.000
4645	Data Warehousing and Business Intelligence 12-01-2016 Punjab	199.465	130.398	0.000	69.067	69.067	0.000	0.000	0.000
4646	IT enabled assessment and trainings for students and teachers 11-11-2014 Punjab	54.900	17.401	0.000	37.499	37.499	0.000	0.000	0.000
4647	Smart monitoring of development projects across Punjab 10-02-2016 Punjab	85.855	12.720	0.000	41.146	41.146	31.989	0.000	0.000
4648	IT based profiling of Govt. Employees. 10-12-2014 Punjab	26.880	16.408	0.000	10.472	10.472	0.000	0.000	0.000
4649	IT Centric Intervention & Smart Monitoring Under Punjab Public Management Reform Program. 17-04-2015 Punjab	1,930.708	444.900	0.000	400.000	400.000	1,085.808	0.000	0.000
4650	Establishment Of Citizen Facilitation and Service Centres. 29-01-2014 Punjab	993.888	636.104	0.000	357.784	357.784	0.000	0.000	0.000
4651	Establishment of Video Conferencing for Punjab Government. 01-02-2015 Punjab	198.286	197.445	0.000	0.841	0.841	0.000	0.000	0.000
Sub-Total: PITB		4,263.277	1,561.092	0.000	1,218.721	1,218.721	1,353.288	161.834	0.000

Lahore High Court (LHC)

4652	New IT Initiatives at Lahore High Court, Lahore and District Courts (Phase-I) 04-01-2016 Lahore	199.500	156.350	0.000	43.150	43.150	0.000	0.000	0.000
Sub-Total: Lahore High Court (LHC)		199.500	156.350	0.000	43.150	43.150	0.000	0.000	0.000

Police Department

4653	Punjab Police Integrated Command Control & Communication Center Lahore (Safe City Project Lahore) 04-09-2015 Lahore , -	13,337.490	2,705.640	0.000	10,632.328	10,632.328	0.000	0.000	0.000
4654	Computerization of all police stations in punjab. 10-12-2014 Punjab	169.257	115.856	0.000	53.401	53.401	0.000	0.000	0.000

GOVERNANCE & INFORMATION TECHNOLOGY

(Million Rs.)

GS No	Scheme Information Approval Date / Location	Est. Cost	Accum. Exp June,16	Provision for 2016-17			MTDF Projections		Throw fwd Beyond June, 2019
				Cap	Rev	G. Total (Cap+Rev)	2017-18	2018-19	
1	2	3	4	5	6	7	8	9	10
Sub-Total: Police Department		13,506.747	2,821.496	0.000	10,685.729	10,685.729	0.000	0.000	0.000
Board of Revenue									
4655	Automation of Stamp Paper (E-Stamping) 14-01-2016 Punjab	342.062	123.888	0.000	154.027	154.027	64.147	0.000	0.000
Sub-Total: Board of Revenue		342.062	123.888	0.000	154.027	154.027	64.147	0.000	0.000
Health Department									
4656	District Health Information System 06-05-2016 Punjab	101.026	28.714	0.000	72.312	72.312	0.000	0.000	0.000
Sub-Total: Health Department		101.026	28.714	0.000	72.312	72.312	0.000	0.000	0.000
Excise & Taxation									
4657	GIS Integrated computerization of Urban Immovable Property Tax (UIPT) system in thirty districts of punjab. 11-11-2015 Punjab	904.566	0.000	0.000	204.000	204.000	450.566	250.000	0.000
4658	Reforms in Registration of Motor Vehicles in Punjab 5-16-2016 Punjab	182.676	54.764	0.000	127.912	127.912	0.000	0.000	0.000
Sub-Total: Excise & Taxation		1,087.242	54.764	0.000	331.912	331.912	450.566	250.000	0.000
Total: ON-GOING SCHEMES		19,499.854	4,746.304	0.000	12,505.851	12,505.851	1,868.001	411.834	0.000
NEW SCHEMES									
PITB									
4659	Setting Up Wi-Fi Hotspot 01-09-2015 Punjab	165.516	0.000	0.000	2.000	2.000	43.516	120.000	0.000
4660	E-Procurement Un-Approved Punjab	251.000	0.000	1.000	10.000	11.000	240.000	0.000	0.000
Sub-Total: PITB		416.516	0.000	1.000	12.000	13.000	283.516	120.000	0.000
Lahore High Court (LHC)									
4661	Automation of Case and Courts Management System at LHC & District Courts, Lahore. Un-Approved Punjab	650.000	0.000	0.000	150.000	150.000	500.000	0.000	0.000
Sub-Total: Lahore High Court (LHC)		650.000	0.000	0.000	150.000	150.000	500.000	0.000	0.000
Police Department									
4662	Automation of Traffic Violation Issuance System in City Traffic Police, Lahore Un-Approved Lahore	50.705	0.000	0.000	50.705	50.705	0.000	0.000	0.000
4663	Inventory Management System for Assets of Police Deptt.(PC-II) 15-09-2015 Punjab	16.000	0.000	0.000	16.000	16.000	0.000	0.000	0.000

GOVERNANCE & INFORMATION TECHNOLOGY

(Million Rs.)

GS No	Scheme Information Approval Date / Location	Est. Cost	Accum. Exp June,16	Provision for 2016-17			MTDF Projections		Throw fwd Beyond June, 2019
				Cap	Rev	G. Total (Cap+Rev)	2017-18	2018-19	
1	2	3	4	5	6	7	8	9	10
4664	Safe Cities Projects in Punjab at Multan, Faisalabad, Gujranwala, Bahawalpur and Rawalpindi Un-Approved Multan, Faisalabad, Gujranwala, Rawalpindi, Bahawalpur	15,000.000	0.000	0.000	500.000	500.000	10,000.000	4,500.000	0.000
Sub-Total: Police Department		15,066.705	0.000	0.000	566.705	566.705	10,000.000	4,500.000	0.000
Board of Revenue									
4665	Property Registration Project Un-Approved Lahore	312.060	0.000	100.000	82.000	182.000	130.060	0.000	0.000
Sub-Total: Board of Revenue		312.060	0.000	100.000	82.000	182.000	130.060	0.000	0.000
Excise & Taxation									
4666	Establishment of 9 E&T Service Centers Un-Approved Punjab 06 Districts , -	193.938	0.000	0.000	193.938	193.938	0.000	0.000	0.000
4667	Ease for tax Payer Programme Approved Punjab 05 Districts , 13.000	7.710	0.000	0.000	7.710	7.710	0.000	0.000	0.000
Sub-Total: Excise & Taxation		201.648	0.000	0.000	201.648	201.648	0.000	0.000	0.000
Public Procecuton Department									
4668	Digitization / Computerization of Public Prosecution Department and Development of Monitoring and Coordination System (Phase-2). Un-Approved Bahawalpur, Rawalpindi, Sargodha, Dera Ghazi Khan, Faisalabad, Multan, Sahiwal	70.000	0.000	0.000	70.000	70.000	0.000	0.000	0.000
4669	Operationalization of Center for Professional Development of Public Prosecutors Un-Approved Bahawalpur, Rawalpindi, Lahore	36.002	0.000	0.000	23.000	23.000	13.002	0.000	0.000
Sub-Total: Public Procecuton Department		106.002	0.000	0.000	93.000	93.000	13.002	0.000	0.000
Finance Department									
4670	Local Government Automated Financial Management & Monitroing System Un-Approved Punjab	152.000	0.000	0.000	100.000	100.000	52.000	0.000	0.000
Sub-Total: Finance Department		152.000	0.000	0.000	100.000	100.000	52.000	0.000	0.000
Home Department									
4671	Managemenet Information System (MIS) of Home Department 09-05-2016 Lahore	53.021	0.000	0.000	53.021	53.021	0.000	0.000	0.000
4672	Prisons Management Information System (PMIS) 09-05-2016 Lahore	19.775	0.000	0.000	19.775	19.775	0.000	0.000	0.000
Sub-Total: Home Department		72.796	0.000	0.000	72.796	72.796	0.000	0.000	0.000

GOVERNANCE & INFORMATION TECHNOLOGY

(Million Rs.)

GS No	Scheme Information Approval Date / Location	Est. Cost	Accum. Exp June,16	Provision for 2016-17			MTDF Projections		Throw fwd Beyond June, 2019
				Cap	Rev	G. Total (Cap+Rev)	2017-18	2018-19	
1	2	3	4	5	6	7	8	9	10

S&GAD

4673	Special Management Unit for Service Delivery Improvement & Performance Monitoring in S&GAD Un-Approved Punjab	50.000	0.000	0.000	25.000	25.000	25.000	0.000	0.000
------	--	--------	-------	-------	--------	--------	--------	-------	-------

Sub-Total: S&GAD	50.000	0.000	0.000	25.000	25.000	25.000	0.000	0.000
------------------	--------	-------	-------	--------	--------	--------	-------	-------

Law Department

4674	Upgradation of Legal Framework systems Un-Approved Punjab	60.000	0.000	0.000	40.000	40.000	20.000	0.000	0.000
------	--	--------	-------	-------	--------	--------	--------	-------	-------

Sub-Total: Law Department	60.000	0.000	0.000	40.000	40.000	20.000	0.000	0.000
---------------------------	--------	-------	-------	--------	--------	--------	-------	-------

Total: NEW SCHEMES	17,087.727	0.000	101.000	1,343.149	1,444.149	11,023.578	4,620.000	0.000
--------------------	------------	-------	---------	-----------	-----------	------------	-----------	-------

Total: ADP	36,587.581	4,746.304	101.000	13,849.000	13,950.000	12,891.579	5,031.834	0.000
------------	------------	-----------	---------	------------	------------	------------	-----------	-------

Grand Total	36,587.581	4,746.304	101.000	13,849.000	13,950.000	12,891.579	5,031.834	0.000
-------------	------------	-----------	---------	------------	------------	------------	-----------	-------

LABOUR AND HUMAN RESOURCE

VISION

Meeting challenges of modern day Labour force through improvement of working conditions and environment in work places raising awareness of rights and responsibilities under Labour laws, assisting the industry by holding internationally accredited trainings on Labour related standards and establishment of a modern Labour market information system.

POLICIES

- Maintenance of industrial peace and harmony in the province of Punjab.
- Provision and implementation of Punjab Employees Social Security Ordinance for social protection of Labour force.
- Enforcement of Labour welfare laws in factories, shops establishments besides in the section of transport and railway.
- Implementation of Government Policies and Programs for the gradual elimination of child and bonded Labour.
- Enforcement of Weights & Measures laws on Factories Shops, Establishments including Petrol Pumps.

PRIORITIES/ OBJECTIVES

- The maintenance of industrial peace and welfare of industrial/commercial workforce. Provision of decent work environment to promote health & safety, eradication of bonded Labour and elimination of child Labour.
- To ensure equal remuneration for equal value of work without any gender discrimination. This is achieved through implementation of Labour laws and policies.

STRATEGIES / INITIATIVES

- Labour Department is collaborating with International Labour Organization (ILO) to implement decent work program in the province.
- Department in close collaboration with international donors to combat the child Labour and bonded Labour throughout the province.
- To make the factories inspection system more convenient and effective, department has launched a Labour Inspection Computerization System.

- To ensure the decent work environment, department is providing technical facilities and skill enhancing trainings in the field of health and safety.

ACHIEVEMENT OF FINANCIAL YEAR 2015-16

- Recruitment of staff for head office and establishment of Project Management Unit
- Recruitment of district staff and establishment of 10 District Implementing Units
- IEC material on Child Labour, Bonded Labour, Legal Aid Service Unit and Integrated Project has been prepared and disseminated in target districts
- Capacity building/orientation training of Project staff was conducted with the support of ILO
- The PMU-IP has arranged trainings on Reporting Mechanism, OSH and Social Mobilization for District Managers, Social Mobilizers and Assistant Directors.
- Annual work plan is being successfully implemented by all DIUs
- Districts Coordination Committees are notified under the chairmanship of respective DCOs in all 10 Project districts
- 13 District Coordination Committee (DCC) meetings held in Project districts so far
- 28 District Vigilance Committee (DVC) meetings held in Project districts so far
- 105 Hazardous workplaces have been identified to transform into model workplaces to make safe for workers under Occupational Safety & Health standards in 10 districts (10 per district). SAA-CIWCE assessed 50 hazardous workplaces (5 per district) and listing of Personal Protection Equipments (PPEs) have been finalized for Tender floating
- Legal Aid Service Unit (LASU) has been established in PMU-IP having Toll Free Number 0800-88889. 20 volunteer lawyers (2 from each district) have been identified for legal support to BK Workers and orientation session on LASU have been organized for these lawyers
- Baseline survey is being holding by the Punjab Bureau of Statistics. Data collection has been completed in all 10 districts & now the data is being entered into the system. Focus Group Discussions have been conducted in district Sheikhpura & Hafizabad
- 4898 Un-registered Brick Kiln Workers have been identified and shared with NADRA for processing of their CNICs. 4056 CNICs of brick kiln workers have been processed and 261 CNICs have been issued to BK Workers
- 3550 Un-registered Children have been identified for their birth registration and 3337 Children have been registered

- 261 BK Workers have been identified for issuance of PESSI cards. 70 cards have been processed and issued
- 38 NFBE Schools have been established in 10 Project districts with the enrollment of 1617 children. These NFBE Schools have been established with the support of local philanthropists/self-help basis
- 184 Households of Bonded & Child Labour have been linked with MFIs (AKHUWAT, WSO, FFO, NRSP, BUNYAD) & 139 more households have been identified for Economic Empowerment
- Tender of PPEs have been finalized and uploaded on PPRA website and in national newspapers

Targets for FY 2016-17

- Provision of Non Formal Education to all enrolled children of 120 established Non Formal Education Centers (NFECs) in 4 districts where more than 4200 children having age b/w 05 to 14 years have been enrolled and studying in different grades. Moreover, these children will be mainstreamed into formal schools.
- Establishment of 30 Literacy cum Skill Training Centers for 750 adolescents where they will be made literate & trained in demand-driven skills.
- Establishment of 30 Model Workplaces in target districts to demonstrate risk reduction as tool to promote healthy employment of young and adult persons.
- Establishment and testing of mechanism for community level child labour monitoring in the four project districts.
- Research studies, awareness campaigns, web and database development, special events, stakeholders dialogues to promote the lessons learned and to encourage their large scale adoption.
- Establishment of NFBESs at community places No. of Child Labourers.
- Establishment of NFBESs at BKs No. of Bonded Child Labour (age 5-13 years).
- Total children (5-13 years) will complete primary education.
- Establishment of FLCs & CLCs for imparting literacy cum skill training to adolescents (age 14-18 years).
- Economic empowerment the adult family members of CL & BL through linkages with MFIs.
- Facilitation in the issuance of CNICs for Brick kiln workers.

- Improvement of workplaces under Occupational Safety & Health (OSH) standards in the informal sector.
- Brick kiln workers will have Social Security Cards.

Trend of Allocation

Rs. In million

Sr. No.	Years	Allocation
1.	2010-11	85
2.	2011-12	70
3.	2012-13	100
4.	2013-14	42
5.	2014-15	111
6.	2015-16	610
7.	2016-17	650

MTDF 2016-19
Labour & HR
Development Programme 2016-17

(Million Rs.)

Sub-Sector	Capital	Revenue	Total	F.Aid	Total
On-Going Schemes					
Regular	0.000	650.000	650.000	0.000	650.000
Total	0.000	650.000	650.000	0.000	650.000
New Schemes					
Regular	0.000	0.000	0.000	0.000	0.000
Total	0.000	0.000	0.000	0.000	0.000
Total (On-Going + New)	0.000	0.000	650.000	0.000	650.000

Development Programme 2016-17

On-Going Schemes					
Regular	0.000	0.000	715.000	0.000	715.000
Total	0.000	0.000	715.000	0.000	715.000
New Schemes					
Regular	0.000	0.000	0.000	0.000	0.000
Total	0.000	0.000	0.000	0.000	0.000
Total (On-Going + New)	0.000	0.000	715.000	0.000	715.000

Development Programme 2016-17

On-Going Schemes					
Regular	0.000	0.000	786.500	0.000	786.500
Total	0.000	0.000	786.500	0.000	786.500
New Schemes					
Regular	0.000	0.000	0.000	0.000	0.000
Total	0.000	0.000	0.000	0.000	0.000
Total (On-Going + New)	0.000	0.000	786.500	0.000	786.500

MTDF 2016-19: Grand Total 2151.50

LABOUR & HR DEVELOPMENT: SUMMARY

(Million Rs.)

Type / Sub Sector	No. of Schemes	Provision for 2016-17				Projection for 2017-18	Projection for 2018-19
		Capital	Revenue	Foreign Aid	G. Total (Cap+Rev)		
<u>ON-GOING SCHEMES</u>							
Regular	6	0.000	650.000	0.000	650.000	1,451.647	1,079.461
Total: ON-GOING SCHEMES	6	0.000	650.000	0.000	650.000	1,451.647	1,079.461
Total: ADP	6	0.000	650.000	0.000	650.000	1,451.647	1,079.461
Grand Total	6	0.000	650.000	0.000	650.000	1,451.647	1,079.461

LABOUR & HR DEVELOPMENT

(Million Rs.)

GS No	Scheme Information Approval Date / Location	Est. Cost	Accum. Exp June,16	Provision for 2016-17			MTDF Projections		Throw fwd Beyond June, 2019
				Cap	Rev	G. Total (Cap+Rev)	2017-18	2018-19	
1	2	3	4	5	6	7	8	9	10
ON-GOING SCHEMES									
Regular									
4675	Establishment of Labour Market Information and Resource Centre. 19-02-2016 Lahore , Punjab	45.027	37.885	0.000	7.142	7.142	0.000	0.000	0.000
4676	Capacity Development of Industry to Promote Compliance with Labour Standards. 31-10-2014 Lahore , Punjab.	134.160	51.770	0.000	41.671	41.671	40.719	0.000	0.000
4677	Provincial Child Labour Survey (GOP Component=90.187 m) (UNISEF=50.000 m) Approved Lahore , Punjab	140.187	25.000	0.000	65.187	65.187	0.000	0.000	0.000
4678	Integrated Project for Promotion of Decent Work for Vulnerable Workers in Punjab Province 06-05-2014 Punjab	5,159.629	81.163	0.000	449.000	449.000	1,286.275	1,079.461	2,263.730
4679	Combating Worst Forms of Child Labour in 4 districts of Punjab. 21-11-2011 Chakwal, Jhulem, Jhang, Layyah	180.832	98.753	0.000	40.000	40.000	42.079	0.000	0.000
4680	Elimination of bonded labour in 4 Districts of Punjab. 11-10-2012 Faisalabad, Sargodha, Gujrat, Bahawalpur	196.987	67.413	0.000	47.000	47.000	82.574	0.000	0.000
Sub-Total: Regular		5,856.822	361.984	0.000	650.000	650.000	1,451.647	1,079.461	2,263.730
Total: ON-GOING SCHEMES		5,856.822	361.984	0.000	650.000	650.000	1,451.647	1,079.461	2,263.730
Total: ADP		5,856.822	361.984	0.000	650.000	650.000	1,451.647	1,079.461	2,263.730
Grand Total		5,856.822	361.984	0.000	650.000	650.000	1,451.647	1,079.461	2,263.730

TRANSPORT

IMPORTANCE OF PUBLIC TRANSPORT

According to Punjab Development Statistics (2014), currently, public transport accounts for less than 3.78% of total transport in the Punjab which is very less compared to other countries. The demand for urban transport facilities has increased manifold in all expanding cities in Punjab, while public transport has been of inadequate quality with a few exceptions. Due to lack of quality-public-transport, the use of private motorized transport is increasing on roads.

Transport Department is responsible for provision of efficient, economical, comfortable and safe transport facility for the public. Urban mass transit including metro-bus and metro-train as well as other forms of public transport needs to be strengthened, especially in underserved urban centers, and should take into account the specific mobility, accessibility, safety, frequency, timing and cost concerns of the poor, women and vulnerable groups (the elderly, people with disabilities, and children).

At the same time, low accessibility to roads and transport services are associated with lower human development outcomes. Public transport can play a role in increasing the size of the labour market by providing greater access to employment opportunities for those who cannot afford private transport. This impact is especially pronounced in the case of women who can have a safer and more reliable mode of transport, allowing them to enhance their participation in the labor market.

VISION

Provision of Citizen-centric, Sustainable and Growth Oriented Modern Transport System in Punjab

POLICY

- Improve service delivery through affordable, accessible and integrated public transport network and services
- Up-scale Mass Transit System

- Enhance road safety
- Infrastructure development and up-gradation
- Institutional realignment and regulation
- E-Governance and Information Delivery

OBJECTIVES / STRATEGY

- Improve quality and increase quantity of public transport services
- Reduce traffic growth and congestion by achieving a mode shift
- Satisfy mobility needs via integration of existing and planned routes, services and infrastructure
- Provision of safe, secure and environment friendly travel condition
- Create opportunities for private sector investment in provision of public transport
- Enhance institutional efficiency to improve service delivery

STRATEGIC INTERVENTIONS

Improved Transport Services (Public & Private)

- Metro Bus System (Lahore, Rawalpindi and Multan)
- Lahore Orange Line Metro Train
- Feeder Routes for Lahore Metro Bus System
- Feeder Routes for Multan Metro Bus System
- Realignment of HOV and LOV routes in post Metro Train Scenario.
- Construction of Sheds of Bus stops in Lahore on BOT and Normal Modes
- Apna Rozgar Scheme
- Scooty Project for Females
- CNG bus service operational subsidy Bahawalpur and Multan

Road Safety

- Establishment of Vehicle Inspection & Certification System (VICS) in Punjab

- Establishment of Axle Load Management Regime in Punjab

Private Sector Involvement

- Multi-Model Intercity Bus Terminals (MIBT)
- Establishment of Bus Terminal cum Commercial Complex at Railway Station, Lahore
- Establishment of Vehicle Inspection & Certification System (VICS) in Punjab

Institutional Efficiency

- Reforming the structure of District Regional Transport Authorities (DRTAs) into the Regional Transport Authorities (RTAs).
- Redefining the role of Motor Vehicle Examiner (MVE) through the Vehicle Inspection and Certification System (VICS).
- Proposing road safety regime with particular focus on driver's training and testing/licensing.
- Policy formulation for axle load management.
- Transport Department Automation System (TDAS)
- Establishment of Transport Planning Unit (TPU)

Gender Base Allocation

- Pilot project for provision of 1000 petrol Scooties for working women and students in Lahore.
- Driving Training for the female applicants

ACHIEVEMENTS OF FINANCIAL YEAR 2015-16

- Commencement of Lahore Orange Line Metro Train Project
- Execution of Metro Bus Multan Project (90% physical progress)
- Establishment of two Vehicle Inspection and Certification System (VICS) stations in Lahore
- Feasibility Study for Establishment of Multi-Model Intercity Bus Terminal in Lahore
- Implementation of Apna Rozgar Scheme
- Approval of Axle Load Management project
- Development of web based Journey Planner application

- Launching of Punjab Transport Infrastructure Management System website (www.ptims.gop.pk)

TARGETS FOR FINANCIAL YEAR 2016-17

- Implementation of Lahore Orange Line Metro Train Project
- Completion of Multan Metro Bus Project
- Land Acquisition for Multi-Model Intercity Bus Terminals (MIBT)
- Establishment of Multi-Model Intercity Bus Terminals in Lahore
- Establishment of Bus Terminal Cum Commercial Complex at Railway Station, Lahore
- Land Acquisition for Vehicle Inspection and Certification System (VICS)
- TPV Services for Vehicle Inspection and Certification System (VICS)
- Establishment of 12 permanent and 36 mobile Axle Load Weigh Stations
- Provision of Scooties to Working Women
- Construction of Sheds of Bus Stops in NA-129

TREND OF ALLOCATIONS

Rs. in million

Sr. No.	Year	Allocation
1.	2011-12	7,300
2.	2012-13	6,200
3.	2013-14	6,360
4.	2014-15	109
5.	2015-16	28,030
6.	2016-17	92,273

MTDF 2016-19
Transport : Summary
Development Programme 2016-17

(Million Rs.)

Sub-Sector	Capital	Revenue	Total	Foreign Aid	Total
On-Going Schemes					
Transport Department	-	94.725	94.725	-	94.725
Mass Transit	-	3,000.000	3,000.000	85,000.000	88,000.000
Total	-	3,094.725	3,094.725	85,000.000	88,094.725
New Schemes					
Transport Department	700.000	1,800.000	2,500.000	-	2,500.000
Mass Transit	-	1,678.275	1,678.275	-	1,678.275
Total	700.000	3,478.275	4,178.275	-	4,178.275
Total (Ongoing + New)	700.000	6,573.000	7,273.000	85,000.000	92,273.000

Development Programme 2017-18

On-Going Schemes					
Transport Department	-	1,000.000	2,000.000	-	2,000.000
Mass Transit	-	4,000.000	4,000.000	70,000.000	74,000.000
Total	-	5,000.000	6,000.000	70,000.000	76,000.000
New Schemes					
Transport Department	-	500.000	500.000	-	500.000
Mass Transit	-	2,000.000	2,000.000	28,000.000	30,000.000
Total	-	2,500.000	2,500.000	28,000.000	30,500.000
Total (Ongoing + New)	-	7,500.000	8,500.000	98,000.000	106,500.000

Development Programme 2018-19

On-Going Schemes					
Transport Department	-	1,200.000	2,500.000	-	2,500.000
Mass Transit	-	4,500.000	4,500.000	80,000.000	84,500.000
Total	-	5,700.000	7,000.000	80,000.000	87,000.000
New Schemes					
Transport Department	-	600.000	1,000.000	-	1,000.000
Mass Transit	-	2,000.000	2,000.000	30,000.000	32,000.000
Total	-	2,600.000	3,000.000	30,000.000	33,000.000
Total (Ongoing + New)	-	8,300.000	10,000.000	110,000.000	120,000.000

Total MTDF : 2016-19 318,773.000

TRANSPORT: SUMMARY

(Million Rs.)

Type / Sub Sector	No. of Schemes	Provision for 2016-17				Projection for 2017-18	Projection for 2018-19
		Capital	Revenue	Foreign Aid	G. Total (Cap+Rev)		
<u>ON-GOING SCHEMES</u>							
Transport Department	2	0.000	94.725	0.000	94.725	0.000	0.000
Mass Transit	2	0.000	3,000.000	85,000.000	88,000.000	35,225.984	0.000
Total: ON-GOING SCHEMES	4	0.000	3,094.725	85,000.000	88,094.725	35,225.984	0.000
<u>NEW SCHEMES</u>							
Transport Department	4	700.000	1,800.000	0.000	2,500.000	600.000	0.000
Mass Transit	1	0.000	1,678.275	0.000	1,678.275	809.179	0.000
Total: NEW SCHEMES	5	700.000	3,478.275	0.000	4,178.275	1,409.179	0.000
Total: ADP	9	700.000	6,573.000	85,000.000	92,273.000	36,635.163	0.000
Grand Total	9	700.000	6,573.000	85,000.000	92,273.000	36,635.163	0.000

TRANSPORT

(Million Rs.)

GS No	Scheme Information Approval Date / Location	Est. Cost	Accum. Exp June,16	Provision for 2016-17			MTDF Projections		Throw fwd Beyond June, 2019
				Cap	Rev	G. Total (Cap+Rev)	2017-18	2018-19	
1	2	3	4	5	6	7	8	9	10

ON-GOING SCHEMES

Transport Department

4681	Scooty for working women (Pilot Project) (CM's Initiative). Approved Lahore	100.000	10.000	0.000	90.000	90.000	0.000	0.000	0.000
4682	Construction of Sheds of Bus Stops in NA-129 (Under Revision). 17-09-2015 Lahore	35.725	31.000	0.000	4.725	4.725	0.000	0.000	0.000
Sub-Total: Transport Department		135.725	41.000	0.000	94.725	94.725	0.000	0.000	0.000

Mass Transit

4683	Lahore Orange Line Metro Train Project (Main Project) 13-05-2015 Lahore	165,225.984	45,000.000	0.000	85,000.000	85,000.000	35,225.984	0.000	0.000
			Local:	0.000	0.000				
			Foreign:	0.000	85,000.000				
4684	Construction of Multan Metro Bus Project Approved Multan	3,000.000	0.000	0.000	3,000.000	3,000.000	0.000	0.000	0.000
Sub-Total: Mass Transit		168,225.984	45,000.000	0.000	88,000.000	88,000.000	35,225.984	0.000	0.000
Total: ON-GOING SCHEMES		168,361.709	45,041.000	0.000	88,094.725	88,094.725	35,225.984	0.000	0.000

NEW SCHEMES

Transport Department

4685	Third Party Services for Vehicle Inspection and Certification System Un-Approved Lahore	100.000	0.000	0.000	100.000	100.000	0.000	0.000	0.000
4686	Land Acquisition for Multi Model Intercity Bus Terminal Un-Approved Lahore	800.000	0.000	0.000	200.000	200.000	600.000	0.000	0.000
4687	Establishment including Civil Works, Procurement, Installation and Maintenance of 12 Permanent & 36 Mobile Weigh Stations under Axle Load Management Regime in Punjab. 13-05-2016 Punjab	2,000.000	0.000	700.000	1,300.000	2,000.000	0.000	0.000	0.000
4688	Land Acquisition for Vehicle Inspection and Certification System. Un-Approved Punjab	200.000	0.000	0.000	200.000	200.000	0.000	0.000	0.000
Sub-Total: Transport Department		3,100.000	0.000	700.000	1,800.000	2,500.000	600.000	0.000	0.000

Mass Transit

4689	Lahore Orange Line Metro Train Project (Allied Works and Support Services) 04-06-2016 Lahore	2,487.454	0.000	0.000	1,678.275	1,678.275	809.179	0.000	0.000
Sub-Total: Mass Transit		2,487.454	0.000	0.000	1,678.275	1,678.275	809.179	0.000	0.000
Total: NEW SCHEMES		5,587.454	0.000	700.000	3,478.275	4,178.275	1,409.179	0.000	0.000
Total: ADP		173,949.163	45,041.000	700.000	91,573.000	92,273.000	36,635.163	0.000	0.000
Grand Total		173,949.163	45,041.000	700.000	91,573.000	92,273.000	36,635.163	0.000	0.000

EMERGENCY SERVICE

VISION

Safer communities where all citizens are provided the right to timely emergency response and care without discrimination.

POLICY

Establishment of an effective system for emergency preparedness, response, protection & prevention; while contributing towards building socially responsible, healthy, resilient, and safer communities.

OBJECTIVES

- Provision of the right to timely emergency care by providing quality emergency service as per international standards.
- Undertake research to recommend evidence based measures to related organization for prevention of emergencies.
- Contribute towards establishment of socially responsible community emergency response team through awareness, enrollment, training & organizing volunteers for emergency preparedness, response and prevention.

STRATEGY / STRATEGIC INTERVENTIONS

- The Government of Punjab, established modern pre-hospital emergency management infrastructure in all District headquarters.
- Punjab Emergency Service has been established for professional management of emergencies such as accidents, buildings collapse, explosions, fires, hazardous material incidents and disasters.
- After the establishment of Service in all Districts of Punjab, phase wise expansion in all Tehsils of Punjab is presently underway and so far 89 Tehsils/ Towns have been covered and a project covering remaining 62 Tehsils has been approved to be started in FY 2016-17.
- The enactment of Punjab Emergency Service Act, 2006 clearly defines the role, functions and responsibilities of the Rescue 1122 Service thus establishing an effective system for emergency preparedness, response and prevention in Punjab.

- The sustainable Human Resource Development has been ensured through the establishment of Emergency Services Academy at Thokar Niaz Beg. Further, the strengthening of the said Academy with the cost of Rs. 460 million is also underway.
- In order to ensure the capacity of the Emergency Service in District Lahore a project has been taken up to manage emergencies in high rise buildings.

Achievements in 2015-16

Following schemes will be completed during fiscal year 2015-16.

- Establishment of Rescue 1122 station at Kamonki, Waziranbad and Noshehra Virkan
- Establishment of Emergency Service Academy at Lahore.
- Establishment of 1122 at Borewala, Vehari.
- Establishment of 1122 at Tibba Sultanpur, Vehari.
- Capacity building in Emergency Service in Punjab (Revenue).

NEW INITIATIVES

- Establishment of Urban Search & Rescue Units of Rescue 1122 at Divisional Level (Revenue)
- Construction of Mosque in the premises of Punjab Emergency Services Academy, Lahore.
- Construction of approach Road to Punjab Emergency Services Academy, Lahore.
- Establishment of Emergency Service at Tehsils Hassanabdal & Jand District Attock.

Targets for FY 2016-17

- Starting work on the Project titled "Establishment of Emergency Service in remaining 62 Tehsil (Phase-III)
- Completion of scheme namely "Expansion of Emergency Service to Tehsils (Phase-II)

- Establishment of New Rescue 1122 Station at Maraka Lahore.
- Establishment of New Rescue 1122 Station at Badian Road Lahore
- Establishment of New Rescue 1122 Station at Nazir Garden Opposite Journalist Colony, Wagha Lahore
- Construction of Mosque in the premises of Punjab Emergency Services Academy, Lahore.
- Construction of approach Road to Punjab Emergency Services Academy, Lahore.

TREND OF ALLOCATION

(Rs. In Millions)

Sr. No.	Year	Allocation
1.	2010-11	2,000
2.	2011-12	2,100
3.	2012-13	2,100
4.	2013-14	1,652
5.	2014-15	1,450
6.	2015-16	1,900
7.	2016-17	2,150

MTDF 2016-19
Emergency Service 1122 : Summary
Development Programme 2016-17

(Million Rs.)

Sub-Sector	Capital	Revenue	Total	F.Aid	Total
On-Going Schemes					
Regular	482.000	1402.000	1884.000	0.000	1884.000
Total	482.000	1402.000	1884.000	0.000	1884.000
New Schemes	0.000	0.000	0.000	0.000	0.000
Regular	110.000	156.000	266.000	0.000	266.000
Total	110.000	156.000	266.000	0.000	266.000
Total (On-Going + New)	592.000	1558.000	2150.000	0.000	2150.000

Development Programme 2017-18

On-Going Schemes					
Regular	530.200	1542.200	2072.400	0.000	2072.400
Total	530.200	1542.200	2072.400	0.000	2072.400
New Schemes					
Regular	121.000	171.600	292.600	0.000	292.600
Total	121.000	171.600	292.600	0.000	292.600
Total (On-Going + New)	651.200	1713.800	2365.000	0.000	2365.000

Development Programme 2018-19

On-Going Schemes					
Regular	583.220	1696.420	2279.640	0.000	2279.640
Total	583.220	1696.420	2279.640	0.000	2279.640
New Schemes					
Regular	133.100	188.760	321.860	0.000	321.860
Total	133.100	188.760	321.860	0.000	321.860
Total (On-Going + New)	716.320	1885.180	2601.500	0.000	2601.500
MTDF 2016-19: Grand Total					7116.500

EMERGENCY SERVICE: SUMMARY

(Million Rs.)

Type / Sub Sector	No. of Schemes	Provision for 2016-17				Projection for 2017-18	Projection for 2018-19
		Capital	Revenue	Foreign Aid	G. Total (Cap+Rev)		
<u>ON-GOING SCHEMES</u>							
Regular	9	482.000	1,402.000	0.000	1,884.000	2,385.538	2,000.000
Total: ON-GOING SCHEMES	9	482.000	1,402.000	0.000	1,884.000	2,385.538	2,000.000
<u>NEW SCHEMES</u>							
Regular	8	110.000	156.000	0.000	266.000	468.000	0.000
Total: NEW SCHEMES	8	110.000	156.000	0.000	266.000	468.000	0.000
Total: ADP	17	592.000	1,558.000	0.000	2,150.000	2,853.538	2,000.000
Grand Total	17	592.000	1,558.000	0.000	2,150.000	2,853.538	2,000.000

EMERGENCY SERVICE

(Million Rs.)

GS No	Scheme Information Approval Date / Location	Est. Cost	Accum. Exp June,16	Provision for 2016-17			MTDF Projections		Throw fwd Beyond June, 2019
				Cap	Rev	G. Total (Cap+Rev)	2017-18	2018-19	
1	2	3	4	5	6	7	8	9	10

ON-GOING SCHEMES

Regular

4690	Capacity Building for Managing Emergencies in High Rise Buildings Lahore. 30-04-14 Lahore	776.294	695.294	0.000	1.000	1.000	62.100	0.000	0.000
4691	Strengthening of Emergency Services Academy. 07-01-16 Lahore	460.663	132.720	66.000	171.493	237.493	51.436	0.000	0.000
4692	Establishment of New Rescue 1122 Station at Maraka Lahore. 08-09-15 Lahore	74.307	20.000	14.800	39.507	54.307	0.000	0.000	0.000
4693	Establishment of New Rescue 1122 Station at Bedian Road Lahore. 08-09-15 Lahore	111.295	22.942	12.000	76.353	88.353	0.000	0.000	0.000
4694	Establishment of New Rescue 1122 Station at Nazir Garden Opposite Journalist Colony, Wahga Lahore. 08-09-15 Lahore , Cantt	111.295	15.000	9.800	86.495	96.295	0.000	0.000	0.000
4695	Capacity Building of Emergency Services in Punjab (Phase-II) 22-01-16 Punjab	926.963	26.000	15.000	262.647	277.647	623.316	0.000	0.000
4696	Establishment of Emergency Service in 62 Remaining Tehsils (Phase-III). 26-02-16 Punjab , Chunian, Kot Radha Kishan, Ferozwala, Sharqpur sharif, Safdarabad, Sangla Hill, Pindi Bhattian, Daska, Sambrial, Shakargarh, Zafarwal,Phalia, Sarai Alamgir Kahuta, Choa Sadian Shah, Talagang, kallar kahar, Lawa, Fatehjang, Pindigheb, Dina, Sohawa, Bhalwal, Kot Momin, Sahiwal, Shahpur, Silianwali, Bhera, Noorpur, Naushera, Qaidabad, Esa Khel, Piplan, Darya khan, Kallur kot, Mankera, Chak Jumra, Tandliawala, 18-Hazari, , Ahmadvursial, Gojra, Pirmehal, Kamalia, Jalalpur Pirwala, Dunya pur, kehror Pacca, Mailsi, Arifwala, RenalKhurd, Jampur, Choubara, Karor, Jatoi, Kot Addu, Kherpur Tamewali, Yazman, Chistian, Fortabbas, Haroonabad and Minchanabad.	4,168.685	0.000	360.000	440.000	800.000	1,368.685	2,000.000	0.000
4697	Establishment of Emergency Service to Tehsils (Phase-II) 09-12-14 Jhelum, Rawalpindi, Sialkot, Dera Ghazi Khan, Bahawalpur, Muzaffargarh, Nankana Sahib, Mianwali, Mandi Bahauddin, Jhang, Faisalabad, Okara, Chiniot, Attock , Pind Dadan Khan, Kotli Sattian, Texila, Kallar Syedan, Pasrur, Kotchutta, Hasilpur, Shehr Sultan, Alipur, Shahkot, Kamar Mashani, Malikwal, Shorkot, Samundri, Depalpur, Lalian, Bhowana and Hazroo.	1,036.255	817.610	4.400	161.000	165.400	0.000	0.000	0.000

EMERGENCY SERVICE

(Million Rs.)

GS No	Scheme Information Approval Date / Location	Est. Cost	Accum. Exp June,16	Provision for 2016-17			MTDF Projections		Throw fwd Beyond June, 2019
				Cap	Rev	G. Total (Cap+Rev)	2017-18	2018-19	
1	2	3	4	5	6	7	8	9	10
4698	Establishment of Emergency Service in Tehsils covering under DDP Schemes in 10-Tehsils/ Towns. 13-11-15 Gujranwala, Lahore, Sheikhupura, Khanewal, Vehari , Kamoki, Wazirabad, Noshehra Virkan, Narang Mandi, Khanqah Dogran, Feroze Watwan, Jahanian, Burewala, Tibba Sultan Pur and Shujabad	448.246	4.740	0.000	163.505	163.505	280.001	0.000	0.000
Sub-Total: Regular		8,114.003	1,734.306	482.000	1,402.000	1,884.000	2,385.538	2,000.000	0.000
Total: ON-GOING SCHEMES		8,114.003	1,734.306	482.000	1,402.000	1,884.000	2,385.538	2,000.000	0.000

NEW SCHEMES

Regular

4699	Establishment of Emergency Service at Tehsils Hassanabdal & Jand District Attock. Un-Approved Attock , Hassanabdal, Jand	150.000	0.000	35.000	4.000	39.000	111.000	0.000	0.000
4700	Establishment of Rescue 1122 Centers at Shad Bagh Un-Approved Lahore	20.000	0.000	10.000	0.000	10.000	10.000	0.000	0.000
4701	Construction of Mosque in the premises of Punjab Emergency Services Academy, Lahore. Un-Approved Lahore	5.000	0.000	5.000	0.000	5.000	0.000	0.000	0.000
4702	Construction of approach Road to Punjab Emergency Services Academy, Lahore. Un-Approved Lahore	30.000	0.000	30.000	0.000	30.000	0.000	0.000	0.000
4703	Establishment of Rescue 1122 station at Mustafabad Un-Approved Kasur	20.000	0.000	10.000	0.000	10.000	10.000	0.000	0.000
4704	Establishment of Emergency Services 1122 in Khokharan Multan Un-Approved Multan	20.000	0.000	10.000	0.000	10.000	10.000	0.000	0.000
4705	Establishment of Rescue 1122 Service at sub tehsil headquarter Vehova (Taunsa Sharif) Un-Approved Dera Ghazi Khan	20.000	0.000	10.000	0.000	10.000	10.000	0.000	0.000
4706	Establishment of Urban Search & Rescue Units of Rescue 1122 at Divisional Level. Un-Approved Faisalabad, Multan, Gujranwala	469.000	0.000	0.000	152.000	152.000	317.000	0.000	0.000
Sub-Total: Regular		734.000	0.000	110.000	156.000	266.000	468.000	0.000	0.000
Total: NEW SCHEMES		734.000	0.000	110.000	156.000	266.000	468.000	0.000	0.000
Total: ADP		8,848.003	1,734.306	592.000	1,558.000	2,150.000	2,853.538	2,000.000	0.000
Grand Total		8,848.003	1,734.306	592.000	1,558.000	2,150.000	2,853.538	2,000.000	0.000

ENVIRONMENT

VISION

Promotion and attainment of Sustainable Development in the province through integration of environmental considerations while achieving the goals of economic growth and development.

OBJECTIVES

- To promote environmental awareness
- To monitor and continuously review and rationalize the Environmental Quality Standards (EQS)
- Effectively exercise the regulatory control on environmental pollution
- Imparting environmental sustainability through capacity building of provincial departments
- To promote research & development for improving quality of environment
- Devise ways and means for pollution preventions
- Provision of expertise in environmental reviews
- Transfer of environment friendly technology to the private sector

IMPORTANCE OF ENVIRONMENT PROTECTION FOR ECONOMIC GROWTH

Environmental protection aims to reduce the environmental burden owing to economic activities. It helps in promoting economic growth in the region and will improve environmental quality standards for neighbors and itself. The Punjab Government's commitment towards environment protection envisions a clean, protected and safe environment to public and ensures environmental sustainability for future generations.

POLICY

Consequential to devolution of the subjects of Environment and Ecology in 18th amendment, the environment affairs of the province are regulated under the Punjab Environmental Protection Act (amended 2012). The Environment Protection Department is responsible for administration of the laws and rules framed under the Act, "*for the protection,*

conservation, rehabilitation and improvement of the environment, for the prevention and control of pollution, and promotion of sustainable development”.

The Punjab Environment Policy, 2015 has been approved by the Punjab Environmental Protection Council headed by the Chief Minister Punjab under Section 4 (b) of the Punjab Environmental Protection Act, 1997 (amendment 2012) and is enforced with immediate effect. The objective of the policy is sustainable development in the context of enhancement of human well-being.

STRATEGIC INTERVENTIONS

- Installation of Ambient Air Quality Monitoring Stations in 4 cities in Punjab
- Up-gradation of Environment Protection Authority (EPA) Laboratory in Multan
- Assessment of pollution level in Hudiana Drain and to find out feasible options for treatment of waste water
- Capacity Building of EPA Punjab for enforcement of environmental standards in Punjab including Combined Effluent Treatment Plants (CETPs) and Industrial Estates (IEs) under J&C Program
- Rationalization/Revision and Development of Environmental Quality Standards and Industry Specific Standards
- Introduction of Model Vertical Shaft Brick Kiln in collaboration with Punjab Brick Kiln Association

ACHIEVEMENTS OF FY 2015-16

- Establishment of Ambient Air Quality Monitoring System in Punjab
- Up-gradation of EPA Laboratory Multan
- Development of Biodiversity Parks in 4 districts of Punjab in collaboration with City District Governments, District Governments and Business Communities

INITIATIVES OF FY 2016-17

Following initiatives will be undertaken during the Financial Year 2016-17:

i. Installation of Ambient Air Quality Monitoring Stations in 4 cities of Punjab

EPA intends to procure and install compact ambient air quality monitoring stations in four cities of Punjab. These stations will monitor ambient air environmental parameters as per the Punjab Environmental Quality Standards. Under this project, air monitoring stations will be installed where there are coal fired power plants, and in Chakwal where pollution by cement factories is required to be monitored.

ii. Capacity Building of EPA Punjab for Enforcement of Environment Standards in Punjab including Combined Effluent Treatment Plants (CETPs) and Industrial Estates (IEs) under J&C Program

This scheme intends to build capacity of EPA by establishing an Environment Monitoring Resource Centre for provision of expertise in environmental law and policy and in environmental reviews. Laboratory facilities will be upgraded for analyzing environmental samples by realignment and redeployment of human and hardware resources. The labs will also be equipped with monitoring essential /priority PEQS parameters.

iii. Construction of Model Vertical Shaft Brick Kiln in collaboration with Punjab Brick Kiln Association

This initiative aims to develop RFP and TOR for hiring of consultants with a purview to develop detailed drawings, BOQ and specifications for construction of vertical shaft Brick Kiln in Kasur in PPP mode with 20 percent share by private partner and 80 percent share by EPD in collaboration with Punjab Brick Kiln Association.

iv. Rationalization/Revision and Development of Environmental Quality Standards and Industry Specific Standards

Under this initiative RFP and TOR will be prepared for selection of consultants for rationalization/revision and development of Environmental Quality Standards and Industry Specific Standards. The recommendations of standards will be prepared for approval by Punjab Environmental Protection Council (PEPC).

TREND OF ALLOCATIONS

(Million Rs.)

Sr.No.	Year	Allocation
1.	2012-13	350
2.	2013-14	164
3.	2014-15	190
4.	2015-16	50
5.	2016-17	185

MTDF 2016-19
Environment : Summary
Development Programme 2016-17

(Million Rs.)

Sub-sector	Capital	Revenue	Total	F.aid	Total
Ongoing Schemes	0.000	32.000	32.000	0.000	32.000
Total	0.000	32.000	32.000	0.000	32.000
New Schemes	0.000	153.000	153.000	0.000	153.000
Total	0.000	153.000	153.000	0.000	153.000
Total (Ongoing +New)	0.000	185.000	185.000	0.000	185.000

Development Programme 2017-18

Ongoing Schemes	0.000	120.000	120.000	0.000	120.000
Total	0.000	120.000	120.000	0.000	120.000
New Schemes	0.000	80.000	80.000	0.000	80.000
Total	0.000	80.000	80.000	0.000	80.000
Total (Ongoing +New)	0.000	200.000	200.000	0.000	200.000

Development Programme 2018-19

Ongoing Schemes	0.000	130.000	130.000	0.000	130.000
Total	0.000	130.000	130.000	0.000	130.000
New Schemes	0.000	90.000	90.000	0.000	90.000
Total	0.000	90.000	90.000	0.000	90.000
Total (Ongoing +New)	0.000	220.000	220.000	0.000	220.000

MTDF 2016-19: Grand Total 605.000

ENVIRONMENT: SUMMARY

(Million Rs.)

Type / Sub Sector	No. of Schemes	Provision for 2016-17				Projection for 2017-18	Projection for 2018-19
		Capital	Revenue	Foreign Aid	G. Total (Cap+Rev)		
<u>ON-GOING SCHEMES</u>							
Regular	2	0.000	32.000	0.000	32.000	6.320	0.000
Total: ON-GOING SCHEMES	2	0.000	32.000	0.000	32.000	6.320	0.000
<u>NEW SCHEMES</u>							
Regular	4	0.000	153.000	0.000	153.000	100.000	65.000
Total: NEW SCHEMES	4	0.000	153.000	0.000	153.000	100.000	65.000
Total: ADP	6	0.000	185.000	0.000	185.000	106.320	65.000
Grand Total	6	0.000	185.000	0.000	185.000	106.320	65.000

ENVIRONMENT

(Million Rs.)

GS No	Scheme Information Approval Date / Location	Est. Cost	Accum. Exp June,16	Provision for 2016-17			MTDF Projections		Throw fwd Beyond June, 2019
				Cap	Rev	G. Total (Cap+Rev)	2017-18	2018-19	
1	2	3	4	5	6	7	8	9	10

ON-GOING SCHEMES

Regular

4707	Study for Most Feasible Treatment Option for Hudiara Drain Waste Waters 13-11-14 Lahore	21.320	0.000	0.000	15.000	15.000	6.320	0.000	0.000
4708	Development of Biodiversity Parks in Collaboration with City District Governments, District Governments and Business Communities Approved Dera Ghazi Khan, Kasur, Bahawalpur, Rawalpindi	17.000	0.000	0.000	17.000	17.000	0.000	0.000	0.000
Sub-Total: Regular		38.320	0.000	0.000	32.000	32.000	6.320	0.000	0.000
Total: ON-GOING SCHEMES		38.320	0.000	0.000	32.000	32.000	6.320	0.000	0.000

NEW SCHEMES

Regular

4709	PC-II for Rationalization, Revision and Development of Environmental Quality Standards and Industry Specific Standards Un-Approved Lahore	30.000	0.000	0.000	10.000	10.000	20.000	0.000	0.000
4710	Construction of Model Vertical Shaft Brick Kiln in Collaboration with Punjab Brick Kiln Association (PPP Mode) Un-Approved Kasur	20.000	0.000	0.000	5.000	5.000	15.000	0.000	0.000
4711	Capacity Building of EPA Punjab for Enforcement of Environmental Standards in Punjab including Combined Effluent Treatment Plants (CETPs) and Industrial Estates (IEs) (J&C Program). Un-Approved Punjab	180.000	0.000	0.000	50.000	50.000	65.000	65.000	0.000
4712	Installation of Ambient Air Quality Monitoring Stations in 4 Cities in the Punjab Un-Approved Sahiwal, Faisalabad, Sheikhpura, Chakwal	88.000	0.000	0.000	88.000	88.000	0.000	0.000	0.000
Sub-Total: Regular		318.000	0.000	0.000	153.000	153.000	100.000	65.000	0.000
Total: NEW SCHEMES		318.000	0.000	0.000	153.000	153.000	100.000	65.000	0.000
Total: ADP		356.320	0.000	0.000	185.000	185.000	106.320	65.000	0.000
Grand Total		356.320	0.000	0.000	185.000	185.000	106.320	65.000	0.000

INFORMATION & CULTURE

VISION

Protect and conserve the cultural heritage, promote language, art and culture of Punjab, and dissemination of information through media.

OBJECTIVES

- Project and promote policies and priorities of the Punjab Government.
- Protect and conserve the cultural heritage of the Punjab.
- Promote language, art and culture of the Punjab.
- Expansion of existing network of arts councils, auditoriums and museums in the Punjab
- Preservations & Restoration of art work.
- Build the government image amongst the masses through effective use of print & electronic media.

STRATEGIC INTERVENTION

- Development and preservation of cultural heritage in the Punjab.
- Construction of auditoriums and up-gradations for arts councils.
- Improve monitoring, organizing, analyzing media contents and using the Information for timely response to media for better decision making
- Searching and introducing new talent in the field of arts, culture and to project them to national level.

NEW INITIATIVES

- Chief Minister's Talent Hunt Programme (PUCAR)
- Research and Publication of Punjabi Dictionary/History Books and launch of cultural events and awards for restoration and transformation of Cultural Celebrations (PILAC)
- Research and promotion of arts, crafts and culture of Punjab through documentaries by international level consultant (PILAC)
- Improvement and up-gradation of open air theatre at Bagh-e-Jinnah Lahore
- Up-gradation and strengthening of "Punjab Rung" FM radio Station Lahore

Trends of Allocation

(Rs. In Millions)

Sr. No.	Years	Allocation
1	2012-13	200
2	2013-14	106
3	2014-15	607
4	2015-16	360
5	2016-17	400

MTDF 2016-19
Information & Culture : Summary
Development Programme 2016-17

(Million Rs.)

Sub-Sector	Capital	Revenue	Total	F. Aid	Total
Ongoing Schemes					
Regular	104.795	155.969	260.764	0.000	260.764
Total	104.795	155.969	260.764	0.000	260.764
New Schemes					
Regular	10.000	129.236	139.236	0.000	139.236
Total	10.000	129.236	139.236	0.000	139.236
Total (ongoing+new)	114.795	285.205	400.000	0.000	400.000

Development Programme 2017-18

Ongoing Schemes					
Regular	130.000	150.000	280.000	0.000	280.000
Total	130.000	150.000	280.000	0.000	280.000
New Schemes					
Regular	60.000	100.000	160.000	0.000	160.000
Total	60.000	100.000	160.000	0.000	160.000
Total (ongoing+new)	190.000	250.000	440.000	0.000	440.000

Development Programme 2018-19

Ongoing Schemes					
Regular	240.000	130.000	370.000	0.000	370.000
Total	240.000	130.000	370.000	0.000	370.000
New Schemes					
Regular	80.000	40.000	120.000	0.000	120.000
Total	80.000	40.000	120.000	0.000	120.000
Total (ongoing+new)	320.000	170.000	490.000	0.000	490.000
MTDF 2016-19: Grand Total					1,330.000

INFORMATION & CULTURE: SUMMARY

(Million Rs.)

Type / Sub Sector	No. of Schemes	Provision for 2016-17				Projection for 2017-18	Projection for 2018-19
		Capital	Revenue	Foreign Aid	G. Total (Cap+Rev)		
<u>ON-GOING SCHEMES</u>							
Regular	8	104.795	155.969	0.000	260.764	206.982	125.000
Total: ON-GOING SCHEMES	8	104.795	155.969	0.000	260.764	206.982	125.000
<u>NEW SCHEMES</u>							
Regular	6	10.000	129.236	0.000	139.236	67.456	0.000
Total: NEW SCHEMES	6	10.000	129.236	0.000	139.236	67.456	0.000
Total: ADP	14	114.795	285.205	0.000	400.000	274.438	125.000
Grand Total	14	114.795	285.205	0.000	400.000	274.438	125.000

INFORMATION & CULTURE

(Million Rs.)

GS No	Scheme Information Approval Date / Location	Est. Cost	Accum. Exp June,16	Provision for 2016-17			MTDF Projections		Throw fwd Beyond June, 2019
				Cap	Rev	G. Total (Cap+Rev)	2017-18	2018-19	
1	2	3	4	5	6	7	8	9	10

ON-GOING SCHEMES

Regular

4713	Re-Construction of Murree Arts Council. 24-11-2014 Rawalpindi , Murree	163.140	139.566	14.890	8.684	23.574	0.000	0.000	0.000
4714	Construction of Auditorium for Sargodha Arts Council. 08-01-2015 Sargodha	171.265	92.200	29.500	19.500	49.000	30.065	0.000	0.000
4715	Construction of Auditorium for the Gujranwala Arts Council. (Under Revision) 27-02-2015 Gujranwala	131.502	68.927	30.000	12.000	42.000	20.575	0.000	0.000
4716	Development & Up-gradation of Lahore Museum Building and Conservation Facilities 05-06-2013 Lahore	407.299	92.501	10.000	30.000	40.000	100.000	125.000	49.798
4717	Up-gradation / Improvement of facilities in Lahore Arts Council, Mall Complex and Cultural Complex Ferozepur Road, Lahore - Replacement of steel roofing & other related civil and interior works of Hall-I at Alhamra Mall Complex, Lahore 10-08-2009 Lahore	103.874	20.800	0.000	66.836	66.836	16.238	0.000	0.000
4718	Up-gradation / Improvement of facilities Lahore Arts Council Cultural Complex, Qaddafi Stadium Approved Lahore	84.458	20.000	11.470	12.884	24.354	40.104	0.000	0.000
4719	Development of Park and Completion of Basement for Car Parking, Doongi Ground, M. M. Alam Road, Lahore. 07-12-2012 Lahore	234.005	229.005	2.500	2.500	5.000	0.000	0.000	0.000
4720	Up-gradation of existings facilities of Conservation / Preservation in Bahawalpur Museum, Bahawalpur 11-09-2015 Bahawalpur	15.950	5.950	6.435	3.565	10.000	0.000	0.000	0.000
Sub-Total: Regular		1,311.493	668.949	104.795	155.969	260.764	206.982	125.000	49.798
Total: ON-GOING SCHEMES		1,311.493	668.949	104.795	155.969	260.764	206.982	125.000	49.798

NEW SCHEMES

Regular

4721	Research & Publication of Punjabi Dictionary, History Books, Launch of Cultural Events & Awards for Restoration & Transformation of Cultural Celebrations (PILAC) Un-Approved Lahore	70.020	0.000	0.000	25.360	25.360	44.660	0.000	0.000
4722	Improvement / Up-gradation of Open Air Theatre at Bagh-e-Jinnah, Lahore Un-Approved Lahore	20.000	0.000	10.000	5.000	15.000	5.000	0.000	0.000
4723	Up- gradation & Strengthening of "Punjab Rung" FM Radio Station, Lahore (PILAC) Un-Approved Lahore	30.672	0.000	0.000	30.672	30.672	0.000	0.000	0.000
4724	Chief Minister's Talent Hunt Programme (PUCAR) Un-Approved Punjab	50.000	0.000	0.000	32.204	32.204	17.796	0.000	0.000

INFORMATION & CULTURE

(Million Rs.)

GS No	Scheme Information Approval Date / Location	Est. Cost	Accum. Exp June,16	Provision for 2016-17			MTDF Projections		Throw fwd Beyond June, 2019
				Cap	Rev	G. Total (Cap+Rev)	2017-18	2018-19	
1	2	3	4	5	6	7	8	9	10
4725	Preparation of Documentaries on Language, Arts, Crafts & Culture of Punjab through Int'l level Consultant (PILAC) Un-Approved Punjab	16.000	0.000	0.000	16.000	16.000	0.000	0.000	0.000
4726	PC-II Hiring of Services of a Consultant Firm to ensure more efficient, timely and better execution and monitoring of the Development Projects including Designing and Planning of Auditoriums in Arts Council Bahawalpur and Multan Approved Multan, Bahawalpur	20.000	0.000	0.000	20.000	20.000	0.000	0.000	0.000
Sub-Total: Regular		206.692	0.000	10.000	129.236	139.236	67.456	0.000	0.000
Total: NEW SCHEMES		206.692	0.000	10.000	129.236	139.236	67.456	0.000	0.000
Total: ADP		1,518.185	668.949	114.795	285.205	400.000	274.438	125.000	49.798
Grand Total		1,518.185	668.949	114.795	285.205	400.000	274.438	125.000	49.798

ARCHAEOLOGY

Vision

To protect the built heritage of Punjab through archaeological explorations, conservation, preservation and exhibition of material & artifacts.

Objectives

- Retention and conservation of cultural values of the built heritage as per international standards.
- Conservation and preservation of archaeological assets with special attention towards the archaeological assets which are located nearby metro projects.
- Upgradation of archaeological sites and monuments.
- Preservations of antiquities and establishment of archaeological museums.
- Capacity building by engaging human resource through employment opportunities.
- Collaboration with educational institutes for research on archaeology.
- Development and upgradation of most visited and world renowned sites of the Punjab.

Strategic Interventions

- Strategic interventions through the process of conservation through provision of necessary infrastructure and development of tourist facilities in various sites in Punjab.
- Capacity building of central archaeological laboratory at Lahore fort for the protection of archaeological assets.
- Promotion of the process of Research & development through publications of different research works and by making the documentaries of cultural assets of Punjab.
- Creating interfaith harmony among the nationals through the preservations of sites belongs to the minorities.

New Initiatives

- Conservation of historical monuments near metro track orange line project.

- Development of garden walkways, access roads and tourist information Center at Hiran Minar, Sheikhpura.
- Improvement and Up-gradation of Taxila museum.
- Restorations of missing walkways and provision of public facilities at Noor Jahan's Tomb Shahdara, Lahore.
- Restoration and up-gradation of central archaeological laboratory, Lahore fort, Lahore.

Last Five Year Allocations

Sr. No.	Year	Allocation
1	2012-13	350
2	2013-14	294
3	2014-15	380
4	2015-16	400
5	2016-17	400

MTDF 2016-19
Archaeology : Summary
Development Programme 2016-17

(Million Rs.)

Sub-Sector	Capital	Revenue	Total	F. Aid	Total
Ongoing Schemes					
Regular	17.548	280.282	297.830	0.000	297.830
Total	17.548	280.282	297.830	0.000	297.830
New Schemes					
Regular	0.000	102.170	102.170	0.000	102.170
Total	0.000	102.170	102.170	0.000	102.170
Total (ongoing+new)	17.548	382.452	400.000	0.000	400.000

Development Programme 2017-18

Ongoing Schemes					
Regular	20.000	380.000	400.000	0.000	400.000
Total	20.000	380.000	400.000	0.000	400.000
New Schemes					
Regular	10.000	40.000	50.000	0.000	50.000
Total	10.000	40.000	50.000	0.000	50.000
Total (ongoing+new)	30.000	420.000	450.000	0.000	450.000

Development Programme 2018-19

Ongoing Schemes					
Regular	30.000	270.000	300.000	0.000	300.000
Total	30.000	270.000	300.000	0.000	300.000
New Schemes					
Regular	20.000	180.000	200.000	0.000	200.000
Total	20.000	180.000	200.000	0.000	200.000
Total (ongoing+new)	50.000	450.000	500.000	0.000	500.000
MTDF 2016-19: Grand Total					1,350.000

ARCHAEOLOGY: SUMMARY

(Million Rs.)

Type / Sub Sector	No. of Schemes	Provision for 2016-17				Projection for 2017-18	Projection for 2018-19
		Capital	Revenue	Foreign Aid	G. Total (Cap+Rev)		
<u>ON-GOING SCHEMES</u>							
Regular	18	17.548	280.282	0.000	297.830	304.501	224.691
Total: ON-GOING SCHEMES	18	17.548	280.282	0.000	297.830	304.501	224.691
<u>NEW SCHEMES</u>							
Regular	6	0.000	102.170	0.000	102.170	84.367	0.000
Total: NEW SCHEMES	6	0.000	102.170	0.000	102.170	84.367	0.000
Total: ADP	24	17.548	382.452	0.000	400.000	388.868	224.691
Grand Total	24	17.548	382.452	0.000	400.000	388.868	224.691

ARCHAEOLOGY

(Million Rs.)

GS No	Scheme Information Approval Date / Location	Est. Cost	Accum. Exp June,16	Provision for 2016-17			MTDF Projections		Throw fwd Beyond June, 2019
				Cap	Rev	G. Total (Cap+Rev)	2017-18	2018-19	
1	2	3	4	5	6	7	8	9	10

ON-GOING SCHEMES

Regular

4727	Development and Restoration of Archaeological Sites from Taxila to Swat (Taxila Section), Rawalpindi 18-12-2012 Rawalpindi	150.299	105.617	0.000	15.000	15.000	29.682	0.000	0.000
4728	Eradication of Wild Growth from the Archaeological Remains of Taxila Valley 7-8-2014 Rawalpindi	20.514	9.267	0.000	11.247	11.247	0.000	0.000	0.000
4729	Conservation and Development of Mughal Gardens Wah 7-8-2014 Rawalpindi	40.587	15.697	0.000	24.890	24.890	0.000	0.000	0.000
4730	Master Plan for Preservation and Restoration of Rohtas Fort, Jhelum, 27-11-2012 Jhelum	203.558	89.414	0.000	20.000	20.000	30.000	30.000	34.144
4731	Development and preservation of Old Baoli of Sher Shah Suri period, Wazirabad, Gujranwala 18-12-2013 Gujranwala , Wazirabad	10.316	4.606	0.000	5.710	5.710	0.000	0.000	0.000
4732	Five year programme for Preservation and Restoration of Shalamar Garden, Lahore, 01-12- 2006 Lahore	300.000	144.654	0.000	20.000	20.000	50.000	85.346	0.000
4733	Preservation and Restoration of Jahangir's tomb, Shahdara Complex , Lahore, 27-11-2012 Lahore	263.813	148.851	0.000	22.000	22.000	45.000	47.962	0.000
4734	Conservation and Development of Noor Jahan's Tomb, Shahdara Lahore 19-11-2013 Lahore	177.510	81.888	2.204	20.390	22.594	35.000	38.028	0.000
4735	Conservation and Up-gradation of Allama Iqbal Museum (Javed Manzil), Lahore. 19-10-2015 Lahore	37.153	8.415	15.344	13.394	28.738	0.000	0.000	0.000
4736	Conservation of Historical Monuments Near the Metro Track Orange Line. 15-3-2016 Lahore	98.402	5.000	0.000	47.479	47.479	45.923	0.000	0.000
4737	Conservation and Development of Hiran Minar & Tank, Sheikhpura. 7-8-2014 Sheikhpura	132.508	74.612	0.000	25.000	25.000	32.896	0.000	0.000
4738	Development of Archaeological Sites of Harappa, District Sahiwal. 18-12-2013 Sahiwal	118.443	90.981	0.000	14.462	14.462	13.000	0.000	0.000
4739	Preservation and Restoration of Shrine of Mai Mehr Ban, Multan 1-10-2013 Multan	4.534	3.130	0.000	1.404	1.404	0.000	0.000	0.000
4740	Preservation and Restoration of Sawi Masjid, Multan 7-8-2014 Multan	3.202	1.480	0.000	1.722	1.722	0.000	0.000	0.000
4741	Preservation and Restoration of Tomb of Khalid Waleed, Khatti Chor, Khanewal 7-8-2014 Khanewal	18.573	8.013	0.000	10.560	10.560	0.000	0.000	0.000

ARCHAEOLOGY

(Million Rs.)

GS No	Scheme Information Approval Date / Location	Est. Cost	Accum. Exp June,16	Provision for 2016-17			MTDF Projections		Throw fwd Beyond June, 2019
				Cap	Rev	G. Total (Cap+Rev)	2017-18	2018-19	
1	2	3	4	5	6	7	8	9	10
4742	Preservation & Restoration of Tomb of Sakhi Dalail at Village Mailsi, District Vehari 13-10-2015 Vehari , Mailsi	6.836	3.645	0.000	3.191	3.191	0.000	0.000	0.000
4743	Rehabilitation and Conservation of Tomb of Bibi Jiwindi Uch, Bahawalpur 1-10-2013 Bahawalpur	86.575	25.220	0.000	15.000	15.000	23.000	23.355	0.000
4744	Preservation / Restoration of Tomb of Musa Pak Shaheed, Uch Sharif, Bahawalpur. 13-10-2015 Bahawalpur	11.398	2.565	0.000	8.833	8.833	0.000	0.000	0.000
Sub-Total: Regular		1,684.221	823.055	17.548	280.282	297.830	304.501	224.691	34.144
Total: ON-GOING SCHEMES		1,684.221	823.055	17.548	280.282	297.830	304.501	224.691	34.144

NEW SCHEMES

Regular

4745	Improvement and Up-gradation of Taxila Museum Un-Approved Rawalpindi	15.607	0.000	0.000	15.607	15.607	0.000	0.000	0.000
4746	Preservation and Restoration of Naqqar Khana Complex at Shalamar Garden Lahore Un-Approved Lahore	6.118	0.000	0.000	6.118	6.118	0.000	0.000	0.000
4747	Restoration and Up-gradation of Central Archeological Laboratory, Lahore Fort, Lahore Un-Approved Lahore	34.852	0.000	0.000	15.000	15.000	19.852	0.000	0.000
4748	Restoration of Missing walkways, and provision of Public facilities at Noor Jahan's tomb, Shahdara Lahore Un-Approved Lahore	25.445	0.000	0.000	25.445	25.445	0.000	0.000	0.000
4749	Development of Garden, Walkways , access road, and tourist information center at Hiran Minar, Sheikupura Un-Approved Sheikupura	94.515	0.000	0.000	30.000	30.000	64.515	0.000	0.000
4750	Research and Promotion Documanteries of Punjab Heritage Un-Approved Punjab	10.000	0.000	0.000	10.000	10.000	0.000	0.000	0.000
Sub-Total: Regular		186.537	0.000	0.000	102.170	102.170	84.367	0.000	0.000
Total: NEW SCHEMES		186.537	0.000	0.000	102.170	102.170	84.367	0.000	0.000
Total: ADP		1,870.758	823.055	17.548	382.452	400.000	388.868	224.691	34.144
Grand Total		1,870.758	823.055	17.548	382.452	400.000	388.868	224.691	34.144

AUQAF & RELIGIOUS AFFAIRS

VISION

Protection, conservation and sustainable use of Auqaf properties, mosques and shrines: facilitation of pilgrims and devotees through provision of basic services and development of new facilities; and promotion of religious harmony.

POLICY

The major parameter of the policy is to provide improved standards of religious services and facilities at mosques, shrines and peaceful environment for devotees. Religious harmony and promotion of unity amongst various sects of Islam has specially been focused. Standardized publication of the Holy Quran will be emphasized. Shrines and Mosques in the neglected and far off areas will be repaired / re-habilitated and reconstructed.

ACHIEVEMENTS OF FINANCIAL YEAR 2015-16

During 2015-16 following 15 projects were completed by incurring an amount of Rs.100 million.

- Construction of Shrine Hazrat Nau Gaza, Chakwal.
- Development Scheme (Re-construction of Mosque, & Public Amenities work) at Jamia Masjid Mandi Rehmay Shah, Tandlianwala, Faisalabad.
- Re-construction of Shrine / Zaireen Veranda & up lifting of Mosque & Public Amenities at Shrine Hazrat Baba Faryad Jaranwala Road, Faisalabad.
- Construction of Ghulam Gardish Raising & Re-flooring of Courtyard of Shrine & Mosque Hazrat Noor Shah Wali, Faisalabad.
- Re-construction of Mosque Muhammad Din, Shorkot.
- Re-construction of Shrine Hazrat Pir Inayat Shah Ghazi, Hafizabad.
- Construction of Public Amenities, Courtyard & Nigran Room at Shrine Hazrat Bagh Ali Shah (Dogal) Phalia.
- Re-construction of Shrine Hazrat Sain Muhammad Din, Almaroof Sain Manna, Sialkot.
- Completion of Re-construction of Shrine Hazrat Madhu-lal-Hussain, Lahore (Phase-II).
- Completion of Quran Complex and Seerat Complex along with Furniture & Fixture.

- Restoration and rehabilitation of tomb, Mai Dai, Kot Khawaja Saeed, Shalimar Town, Lahore.
- Provision of Public Amenities, Boundary wall around the Shrine & Construction of Courtyard at Shrine Hazrat Dad Sahu Almaroof Ghorey Wali Sarkar, Sahiwal.
- Construction of Retaining Wall & Electrification work of Shrine Hazrat Shah Rukn-e-Alam, Multan.
- Construction of Langer Khana, Zaireen Verandah, Boundary wall & repair work of Bara Dari at Shrine Hazrat Dewan Chawali Mashaikh, Burewala.
- Re-construction of Shrine & Ghulam Gardish at Shrine Hazrat Sheikh Abdul Sattar, Tehsil Khanpur, District R.Y.Khan.

TARGETS FOR 2016-17

The major targets during 2016-17 are completion of two new schemes titled “Establishment of Quran museum / library in Punjab Institute of Quran and Seerat Studies for researchers, Scholars and academicians” and “Documentation, Survey and Preservation of existing features of historical-cum-religious monuments to facilitate researchers, academicians and intellectuals”. Further, the block allocation of Rs. 38.000 Million has been made for special initiatives of Auqaf & Religious Affairs department to meet the current need of religious harmony, tolerance and brotherhood.

Trend of Allocations

Rs. in million

Sr. No.	Years	Allocation
1.	2010-11	276
2.	2011-12	150
3.	2012-13	185
4.	2013-14	96
5.	2014-15	85
6.	2015-16	100
7.	2016-17	100

MTDF 2016-19
Auqaf & Religious Affairs
Development Programme 2016-17

(Million Rs.)

Sub-Sector	Capital	Revenue	Total	F.Aid	Total
On-Going Schemes					
Regular	0.00	17.00	0.00	0.00	17.00
Total	0.00	17.00	17.00	0.00	17.00
New Schemes					
Regular	0.00	0.00	0.00	0.00	0.00
Regular	0.00	83.00	83.00	0.00	83.00
Total	0.00	83.00	83.00	0.00	83.00
Total (On-Going + New)	0.00	100.00	100.00	0.00	100.00

Development Programme 2017-18

Sub-Sector					
On-Going Schemes					
Regular	0.00	0.00	0.00	0.00	0.00
Total	0.00	0.00	0.00	0.00	0.00
New Schemes					
Regular	0.00	110.00	110.00	0.00	110.00
Total	0.00	110.00	110.00	0.00	110.00
Total (On-Going + New)	0.00	110.00	110.00	0.00	110.00

Development Programme 2018-19

Sub-Sector					
On-Going Schemes					
Regular	0.00	0.00	0.00	0.00	0.00
Total	0.00	0.00	0.00	0.00	0.00
New Schemes					
Regular	0.00	121.00	121.00	0.00	121.00
Total	0.00	121.00	121.00	0.00	121.00
Total (On-Going + New)	0.00	121.00	121.00	0.00	121.00
MTDF 2016-19: Grand Total					331.00

AUQAF & RELIGIOUS AFFAIRS: SUMMARY

(Million Rs.)

Type / Sub Sector	No. of Schemes	Provision for 2016-17				Projection for 2017-18	Projection for 2018-19
		Capital	Revenue	Foreign Aid	G. Total (Cap+Rev)		
<u>ON-GOING SCHEMES</u>							
Regular	1	0.000	17.000	0.000	17.000	0.000	0.000
Total: ON-GOING SCHEMES	1	0.000	17.000	0.000	17.000	0.000	0.000
<u>NEW SCHEMES</u>							
Regular	3	0.000	83.000	0.000	83.000	0.000	0.000
Total: NEW SCHEMES	3	0.000	83.000	0.000	83.000	0.000	0.000
Total: ADP	4	0.000	100.000	0.000	100.000	0.000	0.000
Grand Total	4	0.000	100.000	0.000	100.000	0.000	0.000

AUQAF & RELIGIOUS AFFAIRS

(Million Rs.)

GS No	Scheme Information Approval Date / Location	Est. Cost	Accum. Exp June,16	Provision for 2016-17			MTDF Projections		Throw fwd Beyond June, 2019
				Cap	Rev	G. Total (Cap+Rev)	2017-18	2018-19	
1	2	3	4	5	6	7	8	9	10

ON-GOING SCHEMES

Regular

4751	Extension of Mosque attached to Shrine Hazrat Shah Daula Wali, Gujrat. 20-08-15 Gujrat	27.000	10.000	0.000	17.000	17.000	0.000	0.000	0.000
Sub-Total: Regular		27.000	10.000	0.000	17.000	17.000	0.000	0.000	0.000
Total: ON-GOING SCHEMES		27.000	10.000	0.000	17.000	17.000	0.000	0.000	0.000

NEW SCHEMES

Regular

4752	Establishment of Quran Museum / Library in Punjab institute of Quranic and Seerat studies for researchers, scholars and academicians. Un-Approved Lahore	40.000	0.000	0.000	40.000	40.000	0.000	0.000	0.000
4753	Documentation, Survey and Preservation of existing features of historical-cum-religious monuments to facilitate researchers, academicians and intellectuals. Un-Approved Punjab	5.000	0.000	0.000	5.000	5.000	0.000	0.000	0.000
4754	Block Allocation (For New Initiatives) Un-Approved Punjab	38.000	0.000	0.000	38.000	38.000	0.000	0.000	0.000
Sub-Total: Regular		83.000	0.000	0.000	83.000	83.000	0.000	0.000	0.000
Total: NEW SCHEMES		83.000	0.000	0.000	83.000	83.000	0.000	0.000	0.000
Total: ADP		110.000	10.000	0.000	100.000	100.000	0.000	0.000	0.000
Grand Total		110.000	10.000	0.000	100.000	100.000	0.000	0.000	0.000

HUMAN RIGHTS & MINORITY AFFAIRS

VISION

Protection of human rights & minorities religious in the Punjab. Foster equality, unity, peace and harmony amongst the masses with compassion and care for the oppressed and impoverished men, women and children.

POLICIES

- The Human Rights and Minority Affairs Department aims to protect and promote the human rights as well as the welfare of all minorities in the Punjab.
- The department attempts to achieve configurable success in delivery of public service and gain the confidence of its users in general public as well in all minorities of the Punjab.
- The department aims to inspire a sense of belonging and confidence in the people through promotion of effective, efficient and improvised measures for the protection and promotion of fundamental human rights of public in general and minorities of Punjab in particular, in line with the Constitution of Pakistan 1973 and UN charter and international convention.

PRIORITIES

- Improvement of civic amenities in localities having predominant minorities population, through the available development resources. Rehabilitation of graveyards and places of worship of minority communities. Providing assistance for amelioration of educational standards of youth belonging to minority communities.
- Developing and conducting information programmes to foster public awareness and enlightenment of human rights, laws and remedies available against the abuse of Human Rights through awareness programmes / public sector universities, NGOs and all state and civil society organizations.

STRATEGIES

- Provision of improved facilities for better community living to the Minorities through Minority Development Funds (MDF).
- Provision of free quality education to the Minority students through educational scholarships.

ACHIEVEMENT OF FINANCIAL YEAR 2015-16

- Scholarships were awarded to Minority Students all over the Punjab.
- All on-going schemes of HR & MA Department were completed during fiscal year during 2015-16.
- Various development schemes proposed by minority MPAs were completed.
- Successful completion of scheme titled “Awareness of Human Rights all over Punjab.

TARGETS FOR FINANCIAL YEAR 2015-16

- Funds amounting to Rs.705 million will be utilized for new schemes to be identified by CM / Minority MPAs.
- Educational Scholarship would be distributed to deserving Minority Students.
- The funds of the scheme titled “Public Awareness of Human Rights” will be utilized for raising awareness of Human Rights through Mass Media and targeted awareness of orientation like seminars / conferences.
- The scheme “Human Rights sensitization among the Public servants through Trainings” will focus on training programs for public servants.

Trend of Allocation

Rs. In million

Sr. No.	Years	Allocation
1.	2010-11	200
2.	2011-12	321
3.	2012-13	220
4.	2013-14	215
5.	2014-15	481
6.	2015-16	500
7.	2016-17	800

MTDF 2016-19
Human Rights and Minorities Affairs : Summary
Development Programme 2016-17

(Million Rs.)

Sub-Sector	Capital	Revenue	Total	F.Aid	Total
On-Going Schemes					
Regular	0.00	0.00	0.00	0.00	0.00
Total	0.00	0.00	0.00	0.00	0.00
New Schemes					
Regular	735.00	65.00	800.00	0.00	800.00
Total	735.00	65.00	800.00	0.00	800.00
Total (On-Going + New)	735.00	65.00	800.00	0.00	800.00

Development Programme 2017-18

On-Going Schemes					
Regular	0.00	0.00	0.00	0.00	0.00
Total	0.00	0.00	0.00	0.00	0.00
New Schemes					
Regular	808.50	71.50	880.00	0.00	880.00
Total	808.50	71.50	880.00	0.00	880.00
Total (On-Going + New)	808.50	71.50	880.00	0.00	880.00

Development Programme 2018-19

On-Going Schemes					
Regular	0.00	0.00	0.00	0.00	0.00
Total	0.00	0.00	0.00	0.00	0.00
New Schemes					
Regular	889.35	78.65	968.00	0.00	968.00
Total	889.35	78.65	968.00	0.00	968.00
Total (On-Going + New)	889.35	78.65	968.00	0.00	968.00

MTDF 2016-19: Grand Total 2648.00

HUMAN RIGHTS & MINORITY AFFAIRS: SUMMARY

(Million Rs.)

Type / Sub Sector	No. of Schemes	Provision for 2016-17				Projection for 2017-18	Projection for 2018-19
		Capital	Revenue	Foreign Aid	G. Total (Cap+Rev)		
<u>NEW SCHEMES</u>							
Regular	6	735.000	65.000	0.000	800.000	0.000	0.000
Total: NEW SCHEMES	6	735.000	65.000	0.000	800.000	0.000	0.000
Total: ADP	6	735.000	65.000	0.000	800.000	0.000	0.000
Grand Total	6	735.000	65.000	0.000	800.000	0.000	0.000

HUMAN RIGHTS & MINORITY AFFAIRS

(Million Rs.)

GS No	Scheme Information Approval Date / Location	Est. Cost	Accum. Exp June,16	Provision for 2016-17			MTDF Projections		Throw fwd Beyond June, 2019
				Cap	Rev	G. Total (Cap+Rev)	2017-18	2018-19	
1	2	3	4	5	6	7	8	9	10
NEW SCHEMES									
Regular									
4755	Rehabilitation of Railway road Un-Approved Nankana Sahib	30.000	0.000	30.000	0.000	30.000	0.000	0.000	0.000
4756	Sanitation and Street pavement surrounding to Gurdwara Janam Asthan Un-Approved Nankana Sahib	20.000	0.000	0.000	20.000	20.000	0.000	0.000	0.000
4757	Development Schemes of Minorities (Block Allocation) Un-Approved Punjab	705.000	0.000	705.000	0.000	705.000	0.000	0.000	0.000
4758	Educational Scholarship for Minority Students Un-Approved Punjab	25.000	0.000	0.000	25.000	25.000	0.000	0.000	0.000
4759	Public Awareness of Human Rights(Phase-I. Un-Approved Punjab	12.000	0.000	0.000	12.000	12.000	0.000	0.000	0.000
4760	Human Rights Sensitization Among Public Servants Through Trainings Un-Approved Punjab	8.000	0.000	0.000	8.000	8.000	0.000	0.000	0.000
Sub-Total: Regular		800.000	0.000	735.000	65.000	800.000	0.000	0.000	0.000
Total: NEW SCHEMES		800.000	0.000	735.000	65.000	800.000	0.000	0.000	0.000
Total: ADP		800.000	0.000	735.000	65.000	800.000	0.000	0.000	0.000
Grand Total		800.000	0.000	735.000	65.000	800.000	0.000	0.000	0.000

PLANNING & DEVELOPMENT

VISION

To bring the less developed areas of Punjab at par with developed areas for providing equal opportunities of employment and income generation for improving the living standard.

POLICY

- Maintain adequate flow of development resources to backward and economically disadvantaged regions of Punjab to remove regional imbalances.
- Targeted poverty alleviation schemes for less developed areas of Punjab.
- Improve delivery of public services.
- Encouragement of private sector participation in public sector through public private partnership.
- Better Resource Management.

OBJECTIVES

- To ameliorate and uplift the living conditions of the rural people of area.
- Provision of basic infrastructure facilities to the people of south Punjab.
- Poverty alleviation in the deprived areas of the Punjab
- Better service delivery to public in an efficient and effective manner.
- To enhance the capacity of government servants for effective monitoring.
- To provide reliable data for evidence based planning
- Development of Cholistan desert with special focus on provision of water, both for humans and animals, as well as provision of roads under Cholistan Development Authority.

STRATEGY

- Pro-poor interventions through local and donor's support
- Initiation of capacity building programs for civil servants

- Delegation of Financial Powers to MD CDA for smooth running of affairs of Cholistan.
- MICS survey regularly conducted after every 3 years for provision of reliable data

STRATEGIC INTERVENTIONS

- DFID assisted Punjab Economic Opportunities Programme in Bahawalnagar, Bahawalpur, Muzaffargarh, Lodhran, Khanewal, Vehari, RY. Khan, Lahore, Sheikhpura, Gujranwala, Faisalabad, Chiniot, Sargodha and Narowal for Skills Development.
- IFAD assisted Southern Punjab Poverty Alleviation Project (SPPAP) for Bahawalnagar, Bahawalpur, Muzaffargarh and Rajanpur for Livelihood enhancement through assets creation and Agricultural & Livestock Development.
- Development of Cholistan .
- Provision of necessary infrastructure in Tribal Area of Punjab through Tribal Area Development Project (TADP).
- Water Resource Development through construction of Mini Dams in Potohar and Barani areas of Punjab.
- Rain water harvesting project for all villages in Potohar Area by ABAD.
- Promotion of alternate energy for command area development of mini dams completed in Potohar region.
- Establishment of GIS and remote sensing lab in ABAD head Quarter Rawalpindi.
- Capacity Development of P&DD for improved policy planning and monitoring of development process in Punjab.
- Sustainable Land Management Program-UNDP Assisted.
- Capacity building of Directorate General of M&E for improved project planning, monitoring and evaluation of projects in Punjab.
- Preparation of integrated development plan of Cholistan, Barani areas and Tribal areas of Punjab
- Multiple Indicator Cluster Surveys (MICS) 2016-17.
- Public perception surveys in Punjab
- Flood emergency reconstruction and resilience.
- Restructuring / revamping and strengthening of PERI
- Research and Development/ consultancies

ACHIEVEMENTS OF FINANCIAL YEAR 2015-16

- Around 20 Provincial Government servants have been awarded scholarship for Master Degree Programme under Punjab Capacity Building Programme –/V for Policy Makers and Civil Servants.
- Around 52,000 youth (including 40% females) was provided skills development training in more than 200 trades under DFID Assisted Punjab Economic Opportunities Programme (PEOP).
- Under IFAD assisted Southern Punjab Poverty Alleviation Project (SPPAP) 265 small land plots and 850 Low cost houses were constructed and distributed among the poorest widows of the project area. Moreover, small ruminant (2 goats package) to 9600 poor people and vocational and entrepreneurship training to 6700 unskilled people was provided.
- 150 Community Physical infrastructure (CPI) schemes initiated and completed in Tribal Area of Punjab through Tribal Area Development Project (TADP). Under this programme, 10,365 solar system of 50 watts were provided to the people of the tribal area. Construction of 7 new roads initiated for which sufficient funds provided and around 48% work completed during the year 2015-16.
- Under Integrated Development of Cholistan, 5 new roads of 70 Km length were constructed and 4 new bouzers were purchased for supply of water in emergency in Cholistan.
- Under ABAD 79 Mini dams, 94 Lift Irrigation schemes and 44 dug wells were constructed in Potohar and Barani areas of Punjab.
- A total of 76 development projects have been evaluated by Directorate General of Monitoring and Evaluation.
- Under Khadam-e- Punjab rural road programme (Phase I & II) TPV of 255 schemes has been conducted.

NEW INITIATIVES

- Establishment of Public private dialogue unit
- Establishment of Investment Climate Reforms Unit in P&DD
- Extension of 4 number water supply pipeline in Cholistan.
- Construction of new water supply pipeline from Kudwala to Banna post in Cholistan.

- Preparation of Integrated Development Plan for Cholistan, Barani areas and Tribal areas of Punjab.
- Multiple Indicator Cluster Surveys (MICS) 2016-17.
- Water Resource Development through construction of Mini Dams in Potohar and Barani areas of Punjab.
- Punjab jobs and competitiveness Programme for Results; Punjab Special strategy

TARGETS FOR FINANCIAL YEAR 2016-17

- Around 20-25 Provincial Government Servants would be awarded scholarship for Master Degree Programme and 100-150 officials would also be provided short trainings for capacity building of Policy Makers and Civil Servants.
- About 115 females would be provided skills development training on health under Punjab Economic Opportunities Programme (PEOP).
- Around 11000 families would be provided financial support for livelihood enhancement under Southern Punjab Poverty Alleviation Project (SPPAP).
- 7 Nos. new roads initiated in 2015-16 would be completed under Tribal Area Development Project (TADP).
- One new road plus extension of 4 Nos water supply schemes and one new water supply scheme would be constructed / rehabilitated in Cholistan under Regular programme for Cholistan development.
- Around 146 solar powered water pumping system would be provided to famers in Potohar under ABAD.
- 50 evaluation reports would be published by Directorate of Monitoring and Evaluation.
- Under Khadam-e-Punjab rural road programme (Phase III) TPV of 180 roads having length approximately 1800 Km would be completed.

MTDF 2016-19
Planning & Development : Summary
Development Programme 2016-17

(Million Rs.)

Sub-Sector	Capital	Revenue	Total	F. Aid	Total
Ongoing Schemes					
Regular	0.000	1780.794	1780.794	1381.507	3162.301
Agency for Barani Areas Development (ABAD)	35.048	242.330	277.378	0.000	277.378
Cholistan Development Authority (CDA)	5.000	1039.843	1044.843	0.000	1044.843
PRMP	0.000	175.000	175.000	0.000	175.000
Total: On-going Schemes	40.048	3237.967	3278.015	1381.507	4659.522
New Schemes					
Regular	0.000	487.254	487.254	0.000	487.254
Agency for Barani Areas Development (ABAD)	50.000	106.000	156.000	0.000	156.000
Cholistan Development Authority (CDA)	0.000	282.524	282.524	0.000	282.524
Bureau of Statistics	0.000	324.700	324.700	0.000	324.700
Blocks	0.000	4340.000	4340.000	0.000	4340.000
Other Development Programme	0.000	500.000	500.000	0.000	500.000
Total: New Schemes	50.000	6040.478	6090.478	0.000	6090.478
Total (On-going+New+ODP)	90.048	9,278.445	9,368.493	1,381.507	10,750.000

Development Program 2017-18

Ongoing Schemes					
Regular	0.000	1543.706	1543.706	212.000	1755.706
Agency for Barani Areas Development (ABAD)	0.000	50.000	216.304	0.000	216.304
Cholistan Development Authority (CDA)	0.000	887.505	887.505	0.000	887.505
PRMP	0.000	78.585	78.585	0.000	78.585
Bureau of Statistics	0.000	38.900	38.900	0.000	38.900
Total: On-going Schemes	0.000	2598.696	2765.000	212.000	2977.000
New Schemes					
Regular	0.000	5500.000	5500.000	500.000	6000.000
Agency for Barani Areas Development (ABAD)	0.000	450.000	450.000	0.000	450.000
Cholistan Development Authority (CDA)	0.000	872.000	872.000	0.000	872.000
PRMP	0.000	300.000	300.000	0.000	300.000
Bureau of Statistics	0.000	450.000	450.000	0.000	450.000
Other Development Programme	0.000	776.000	776.000	0.000	776.000
Total: New Schemes	0.000	8348.000	8348.000	500.000	8848.000
Total (On-going+New+ODP)	0.000	10,946.696	11,113.000	712.000	11,825.000

Development Program 2018-19

Ongoing Schemes					
Regular	0.000	3500.000	3500.000	750.000	4250.000
Agency for Barani Areas Development (ABAD)	0.000	380.000	380.000	0.000	380.000
Cholistan Development Authority (CDA)	0.000	800.000	800.000	0.000	800.000
PRMP	0.000	320.000	320.000	0.000	320.000
Bureau of Statistics	0.000	275.000	275.000	0.000	275.000
Total: On-going Schemes	0.000	5275.000	5275.000	750.000	6025.000
New Schemes					
Regular	0.000	3500.000	3500.000	600.000	4100.000
Agency for Barani Areas Development (ABAD)	100.000	550.000	650.000	0.000	650.000
Cholistan Development Authority (CDA)	0.000	750.000	750.000	0.000	750.000
PRMP	0.000	300.000	300.000	0.000	300.000
Bureau of Statistics	0.000	182.000	182.000	0.000	182.000
Other Development Programme	0.000	1000.000	1000.000	0.000	1000.000
Total: New Schemes	100.000	6282.000	6382.000	600.000	6982.000
Total (On-going+New+ODP)	100.000	11,557.000	11,657.000	1,350.000	13,007.000
MTDF 2016-19: Grand Total					35,582.000

PLANNING & DEVELOPMENT: SUMMARY

(Million Rs.)

Type / Sub Sector	No. of Schemes	Provision for 2016-17				Projection for 2017-18	Projection for 2018-19
		Capital	Revenue	Foreign Aid	G. Total (Cap+Rev)		
<u>ON-GOING SCHEMES</u>							
Regular	12	0.000	1,780.794	1,381.507	3,162.301	1,331.982	70.000
Agency For Barani Areas Development (ABAD)	4	35.048	242.330	0.000	277.378	0.000	0.000
Cholistan Development Authority (CDA)	19	5.000	1,039.843	0.000	1,044.843	759.725	0.000
Punjab Resource Management Programme (PRMP)	2	0.000	175.000	0.000	175.000	78.585	0.000
Total: ON-GOING SCHEMES	37	40.048	3,237.967	1,381.507	4,659.522	2,170.292	70.000
<u>NEW SCHEMES</u>							
Regular	6	0.000	487.254	0.000	487.254	212.000	195.000
Agency For Barani Areas Development (ABAD)	3	50.000	106.000	0.000	156.000	166.304	0.000
Cholistan Development Authority (CDA)	13	0.000	282.524	0.000	282.524	127.780	0.000
Bureau of Statistics (BOS)	2	0.000	324.700	0.000	324.700	38.900	0.000
Blocks	3	0.000	4,340.000	0.000	4,340.000	0.000	0.000
Total: NEW SCHEMES	27	50.000	5,540.478	0.000	5,590.478	544.984	195.000
Total: ADP	64	90.048	8,778.445	1,381.507	10,250.000	2,715.276	265.000
<u>OTHER DEVELOPMENT PROGRAMME</u>							
ODP	1	0.000	500.000	0.000	500.000	498.828	212.669
Total: OTHER DEVELOPMENT PROGRAMME	1	0.000	500.000	0.000	500.000	498.828	212.669
Grand Total	65	90.048	9,278.445	1,381.507	10,750.000	3,214.104	477.669

PLANNING & DEVELOPMENT

(Million Rs.)

GS No	Scheme Information Approval Date / Location	Est. Cost	Accum. Exp June,16	Provision for 2016-17			MTDF Projections		Throw fwd Beyond June, 2019
				Cap	Rev	G. Total (Cap+Rev)	2017-18	2018-19	
1	2	3	4	5	6	7	8	9	10
ON-GOING SCHEMES									
Regular									
4761	Public Private Partnership Cell. 23-6-2014 Lahore	207.113	207.068	0.000	59.000	59.000	0.000	0.000	0.000
4762	Capacity Building of P&D Department for improved policy planning and monitoring development process in Punjab (Phase-II), Lahore. 4-2-2016 Lahore	199.763	115.893	0.000	50.000	50.000	33.870	0.000	0.000
4763	Capacity Building of DG, M&E for improved project planning, monitoring and evaluation of development projects in Punjab 10-2-2016 Lahore	355.000	209.200	0.000	127.800	127.800	18.000	0.000	0.000
4764	Up- gradation of P&D Library 11-12-2015 Lahore	16.500	16.500	0.000	8.500	8.500	0.000	0.000	0.000
4765	Restructuring / Revamping and strengthening of PERI 28-1-2016 Lahore	300.182	54.540	0.000	70.000	70.000	175.642	0.000	0.000
4766	Punjab sustainable development goals project (GoPb Share : Rs. 200 mil, UNDP Rs. 200 mil). 7-10-2015 Lahore	400.000	140.000	0.000	60.000	60.000	200.000	0.000	0.000
			Local:	0.000	30.000				
			Foreign:	0.000	30.000				
4767	Punjab Economic Opportunities Programme (PEOP). (GoPb share: Rs.3950.260 mil, DFID Rs: 4833.710 mil 29-1-2016 Punjab	8,783.970	8,140.425	0.000	100.000	100.000	0.000	0.000	0.000
			Local:	0.000	50.000				
			Foreign:	0.000	50.000				
4768	Third party assessment and validation of flood rehabilitation works in nine flood affected Divisions of Punjab Approved Punjab	199.780	78.309	0.000	63.015	63.015	58.456	0.000	0.000
4769	Flood Emergency Reconstruction and Resilience (P&D Component) ADB Share: Rs. 429.300 GoPb: 47.700 9-7-2015 Punjab	477.000	51.000	0.000	208.000	208.000	218.000	0.000	0.000
			Local:	0.000	15.000				
			Foreign:	0.000	193.000				
4770	Southern Punjab Poverty Alleviation Project (SPPAP) IFAD Assisted. (IFAD 3,374, GoPb 473, and Community Contribution 279). 26-5-2011 Bahawalpur, Bahawalnagar, Muzaffargarh, Rajanpur	4,126.000	2,870.000	0.000	1,155.986	1,155.986	100.014	0.000	0.000
			Local:	0.000	67.479				
			Foreign:	0.000	1,088.507				
4771	Tribal Area Development Project 8-8-2014 Dera Ghazi Khan, Rajanpur	3,381.000	1,723.000	0.000	1,200.000	1,200.000	458.000	0.000	0.000

PLANNING & DEVELOPMENT

(Million Rs.)

GS No	Scheme Information Approval Date / Location	Est. Cost	Accum. Exp June,16	Provision for 2016-17			MTDF Projections		Throw fwd Beyond June, 2019
				Cap	Rev	G. Total (Cap+Rev)	2017-18	2018-19	
1	2	3	4	5	6	7	8	9	10
4772	Sustainable Land Management Programme to Combat Desertification in Pakistan - UNDP Assisted. (GoPb 191.214, GoP 20.540, Beneficiaries 45.032 and UNDP-GEF 89.894) 30-6-2015 Chakwal, Bhakkar, Layyah, Khushab	346.680	2.000	0.000	60.000	60.000	70.000	70.000	214.680
			Local:	0.000	40.000				
			Foreign:	0.000	20.000				
Sub-Total: Regular		18,792.988	13,607.935	0.000	3,162.301	3,162.301	1,331.982	70.000	214.680
Agency For Barani Areas Development (ABAD)									
4773	Improvement of Residences of ABAD Colonies / Office Complex Murree Road, Rawalpindi 8-9-2015 Rawalpindi , Rawalpindi	40.048	5.000	35.048	0.000	35.048	0.000	0.000	0.000
4774	Rain Water Harvesting Project for all villages in Potohar Area by ABAD (GoPb 168.893, Beneficiary 44.507) 9-2-2015 Rawalpindi, Attock, Chakwal, Jhelum , All tehsils	213.400	46.279	0.000	122.614	122.614	0.000	0.000	0.000
4775	Promotion of alternate energy for command area development of mini dams/ponds completed in Potohar region. (GoPb share: Rs. 149.500, Benef: Rs. 61.500). 9-2-2015 Rawalpindi, Attock, Chakwal, Jhelum , All tehsils	211.000	40.000	0.000	109.500	109.500	0.000	0.000	0.000
4776	Strengthening of Database of ABAD with GIS & RS techniques and GNSS surveying 28-8-2015 Rawalpindi, Attock, Chakwal, Jhelum , All tehsils	21.216	11.000	0.000	10.216	10.216	0.000	0.000	0.000
Sub-Total: Agency For Barani Areas Development (ABAD)		485.664	102.279	35.048	242.330	277.378	0.000	0.000	0.000
Cholistan Development Authority (CDA)									
4777	Construction of Metalled Road from Mansooro Maroot Road Adda Kalay Pahar to Moujgarh via Janu Wali Tehsil Yazman District Bahawalpur (Length 22.50 Kms) 28-09-15 Bahawalpur , Yazman	164.304	10.000	0.000	154.304	154.304	0.000	0.000	0.000
4778	Construction of Metalled Road from Dal Wali Kohi road to Liaquatpur Derawar Road Tehsil Yazman District Bahawalpur (Length 6.750 Kms) 29-10-15 Bahawalpur , Yazman	56.227	5.000	0.000	51.227	51.227	0.000	0.000	0.000
4779	Construction of Metalled Road from Derawar Liaquatpur Road to Chak No. 141/DRB via Toba Azim Wali & Toba Budhanpir Tehsil Yazman District Bahawalpur (Length 10.00 Kms) 29-10-15 Bahawalpur , Yazman	82.813	5.000	0.000	77.813	77.813	0.000	0.000	0.000
4780	Construction and Rehabilitation of 40 Nos. Kunds in Cholistan Bahawalpur. 18-08-15 Bahawalpur , Yazman	53.452	1.000	0.000	52.452	52.452	0.000	0.000	0.000
4781	W&I of Road From Tailwala to Mithra 8-8-2014 Bahawalpur	292.412	287.412	5.000	0.000	5.000	0.000	0.000	0.000

PLANNING & DEVELOPMENT

(Million Rs.)

GS No	Scheme Information Approval Date / Location	Est. Cost	Accum. Exp June,16	Provision for 2016-17			MTDF Projections		Throw fwd Beyond June, 2019
				Cap	Rev	G. Total (Cap+Rev)	2017-18	2018-19	
1	2	3	4	5	6	7	8	9	10
4782	Water Supply Pipelines from Kudwala to Banna Post, District Bahawalpur 10-12-2015 Bahawalpur , yazman	652.055	3.000	0.000	300.000	300.000	349.055	0.000	0.000
4783	Water Supply Pipeline extension proposed on the existing schemes, District Bahawalpur 11-1-2016 Bahawalpur , yazman	713.670	3.000	0.000	300.000	300.000	410.670	0.000	0.000
4784	Provision of Drinking Water Facility through pipe line at Saurian 30-3-2016 Rahim Yar Khan , Liaqatpur	20.381	18.802	0.000	1.579	1.579	0.000	0.000	0.000
4785	Provision of Drinking Water facility through pipe line Rither Wala to Chai Wala 30-3-2016 Rahim Yar Khan , Liaqatpur	15.699	6.369	0.000	9.330	9.330	0.000	0.000	0.000
4786	Provision of Drinking Water facility through pipe line Rither Wala to Bahoo Wala. 30-1-2016 Rahim Yar Khan , Liaqatpur	39.785	20.674	0.000	19.111	19.111	0.000	0.000	0.000
4787	Provision of Drinking Water facility through pipe line Bahoo Wala to Lamban Wala. 30-1-2016 Rahim Yar Khan , Liaqatpur	28.627	20.754	0.000	7.873	7.873	0.000	0.000	0.000
4788	Provision of Drinking Water facility through pipe line Lamban Wala to Ghamnay Wala. 30-1-2016 Rahim Yar Khan , Liaqatpur	31.228	19.766	0.000	11.462	11.462	0.000	0.000	0.000
4789	Provision of Drinking Water facility through pipe line Lamban Wala to Bhai Khan Wala 30-3-2016 Rahim Yar Khan , Liaqatpur	26.009	15.820	0.000	10.189	10.189	0.000	0.000	0.000
4790	Provision of Drinking Water facility through pipe line Bheen Wala to Athran Khui. 30-1-2016 Rahim Yar Khan , Liaqatpur	29.704	24.440	0.000	5.264	5.264	0.000	0.000	0.000
4791	Provision of Drinking Water facility through pipe line Athran Khui to Khair Bara. 30-3-2016 Rahim Yar Khan , Liaqatpur	29.224	22.077	0.000	7.147	7.147	0.000	0.000	0.000
4792	Provision of Drinking Water facility through pipe line Khair Bara to Shahi Wala. 30-3-2016 Rahim Yar Khan , Liaqatpur	25.369	19.210	0.000	6.159	6.159	0.000	0.000	0.000
4793	Const. of Metalled Road from 186/7R to 174/7R. 20-1-2007 Rahim Yar Khan , Liaqatpur	14.404	6.236	0.000	8.168	8.168	0.000	0.000	0.000
4794	Provision of Drinking Water facility through pipe line Chai Wala to Qabil Wala 30-3-2016 Rahim Yar Khan , Liaqatpur	14.162	7.839	0.000	6.323	6.323	0.000	0.000	0.000
4795	Provision of Drinking Water facility through pipe line from Dare wala to Bheen wala. 30-3-2016 Rahim Yar Khan , Liaqatpur	23.136	11.694	0.000	11.442	11.442	0.000	0.000	0.000
Sub-Total: Cholistan Development Authority (CDA)		2,312.661	508.093	5.000	1,039.843	1,044.843	759.725	0.000	0.000

PLANNING & DEVELOPMENT

(Million Rs.)

GS No	Scheme Information Approval Date / Location	Est. Cost	Accum. Exp June,16	Provision for 2016-17			MTDF Projections		Throw fwd Beyond June, 2019
				Cap	Rev	G. Total (Cap+Rev)	2017-18	2018-19	
1	2	3	4	5	6	7	8	9	10

Punjab Resource Management Programme (PRMP)

4796	Strengthening of PMU for PRMP (PRMP-II). 20-10-2015 Lahore	600.995	372.410	0.000	150.000	150.000	78.585	0.000	0.000
4797	Punjab Capacity Building Programme-IV 12-8-2013 Lahore	37.086	20.000	0.000	25.000	25.000	0.000	0.000	0.000
Sub-Total: Punjab Resource Management Programme (PRMP)		638.081	392.410	0.000	175.000	175.000	78.585	0.000	0.000
Total: ON-GOING SCHEMES		22,229.394	14,610.717	40.048	4,619.474	4,659.522	2,170.292	70.000	214.680

NEW SCHEMES

Regular

4798	Project Development Fund (PDF) for PPP Projects Un-Approved Punjab	150.000	0.000	0.000	150.000	150.000	0.000	0.000	0.000
4799	Establishment of public private dialogue (PPD) unit in P&DD. Un-Approved Punjab	310.000	0.000	0.000	110.000	110.000	100.000	100.000	0.000
4800	Establishment of Investment Climate Reforms unit in P&D Department Un-Approved Punjab	500.000	0.000	0.000	50.000	50.000	87.000	95.000	268.000
4801	Khadim-e-Punjab rural roads programme (KPRRP) phase-II. Un-Approved Punjab	161.778	0.000	0.000	146.778	146.778	15.000	0.000	0.000
4802	Major programme management portfolio review, stage 1 Un-Approved Punjab	20.476	0.000	0.000	20.476	20.476	0.000	0.000	0.000
4803	Establishment of Multi Sectoral Nutrition Cell in P&D Un-Approved Punjab	20.000	0.000	0.000	10.000	10.000	10.000	0.000	0.000
Sub-Total: Regular		1,162.254	0.000	0.000	487.254	487.254	212.000	195.000	268.000

Agency For Barani Areas Development (ABAD)

4804	Reconstruction / rehabilitation of non repairable residences in ABAD colony Un-Approved Rawalpindi , Rawalpindi	150.000	0.000	50.000	0.000	50.000	100.000	0.000	0.000
4805	Water resource development (Construction of rain water harvesting structures) (GoPb: 162.304, Benef 36.125) Un-Approved Rawalpindi, Attock, Chakwal, Jhelum , All tehsils	198.000	0.000	0.000	96.000	96.000	66.304	0.000	0.000
4806	PC-II for preparation of Integrated development plan for Barani areas Un-Approved Rawalpindi, Attock, Chakwal, Jhelum , All tehsils	10.000	0.000	0.000	10.000	10.000	0.000	0.000	0.000
Sub-Total: Agency For Barani Areas Development (ABAD)		358.000	0.000	50.000	106.000	156.000	166.304	0.000	0.000

PLANNING & DEVELOPMENT

(Million Rs.)

GS No	Scheme Information Approval Date / Location	Est. Cost	Accum. Exp June,16	Provision for 2016-17			MTDF Projections		Throw fwd Beyond June, 2019
				Cap	Rev	G. Total (Cap+Rev)	2017-18	2018-19	
1	2	3	4	5	6	7	8	9	10
Cholistan Development Authority (CDA)									
4807	Widening / Improvement of Metalled Road from Thandi Khui to Water Works Khutri Dahar Tesil Yazman District Bahawalpur Un-Approved Bahawalpur , Yazman	158.304	0.000	0.000	30.524	30.524	127.780	0.000	0.000
4808	Rehabilitation of Metalled road from Chak No.8/DRB to Chak No.7/DRB District Bahawalpur (Length 5.00 Kms) Un-Approved Bahawalpur , Yazman	20.000	0.000	0.000	20.000	20.000	0.000	0.000	0.000
4809	Rehabilitation of Metalled Road RD 28000 Ladamsar Minor to Chak No. 146 / DB District Bahawalpur (Length 6.00Km) Un-Approved Bahawalpur , Yazman	24.000	0.000	0.000	24.000	24.000	0.000	0.000	0.000
4810	Rehabilitation of Metalled Road from Chak No. 86/DB to Adda Mukdi Chak 75/DB Road Tehsil Yazman District Bahawalpur. (Length 3.00 Kms) Un-Approved Bahawalpur , Yazman	12.000	0.000	0.000	12.000	12.000	0.000	0.000	0.000
4811	Rehabilitation of Metalled Road from Rao Wali Pul to Chak No. 124/DRB Tehsil Yazman District Bahawalpur (Length 10.00 Kms) Un-Approved Bahawalpur , Yazman	40.000	0.000	0.000	40.000	40.000	0.000	0.000	0.000
4812	Rehabilitation of Metalled Road from Tailwala Mithra Road to Chak No. 3/DRB Tehsil Yazman District Bahawalpur.(1.00 Kms) Un-Approved Bahawalpur , Yazman	4.000	0.000	0.000	4.000	4.000	0.000	0.000	0.000
4813	Rehabilitation of Metalled Road from Chak No.74/DB to Chak No.73/DB Tehsil Yazman District Bahawalpur (Length 2.00) Un-Approved Bahawalpur , Yazman	8.000	0.000	0.000	8.000	8.000	0.000	0.000	0.000
4814	Construction and rehabilitation of road from Mouza Gulpur to Basti Talbani Un-Approved Bahawalpur	10.000	0.000	0.000	10.000	10.000	0.000	0.000	0.000
4815	Rehabilitation of Metalled Road from Chak No. 296/HR to Chak No.296/HR Alif Tehsil Fortabbas District Bahawalnagar (Length 4.00 Kms) Un-Approved Bahawalnagar , Fort Abbas	16.000	0.000	0.000	16.000	16.000	0.000	0.000	0.000
4816	Rehabilitation of Metalled Road from Qilla Mirgarh to Qila Jam Garh Tehsil Fortabbad District Bahawalnagar (Length 7.00 Kms) Un-Approved Bahawalnagar , Fort Abbas	28.000	0.000	0.000	28.000	28.000	0.000	0.000	0.000
4817	Rehabilitation of Road from Qasim Wala 87-Bank Road to Chak 314/6R road District Rahimyar Khan (Length 8.00 Kms) Un-Approved Rahim Yar Khan , Liaquatpur	32.000	0.000	0.000	32.000	32.000	0.000	0.000	0.000
4818	Rehabilitation of Road from Adda Gulshan Farid to 215/1L District Rahimyar Khan (Length 12.00 Kms) Un-Approved Rahim Yar Khan , Liaquatpur	48.000	0.000	0.000	48.000	48.000	0.000	0.000	0.000
4819	PC-II for preparation of Integrated development plan for Cholistan Un-Approved Bahawalpur, Bahawalnagar, Rahim Yar Khan	10.000	0.000	0.000	10.000	10.000	0.000	0.000	0.000

PLANNING & DEVELOPMENT

(Million Rs.)

GS No	Scheme Information Approval Date / Location	Est. Cost	Accum. Exp June,16	Provision for 2016-17			MTDF Projections		Throw fwd Beyond June, 2019
				Cap	Rev	G. Total (Cap+Rev)	2017-18	2018-19	
1	2	3	4	5	6	7	8	9	10
Sub-Total: Cholistan Development Authority (CDA)		410.304	0.000	0.000	282.524	282.524	127.780	0.000	0.000
Bureau of Statistics (BOS)									
4820	Multiple Indicator Cluster Surveys (MICS), Punjab. Un-Approved Punjab	339.600	0.000	0.000	300.700	300.700	38.900	0.000	0.000
4821	Public perception surveys in Punjab Un-Approved Punjab	24.000	0.000	0.000	24.000	24.000	0.000	0.000	0.000
Sub-Total: Bureau of Statistics (BOS)		363.600	0.000	0.000	324.700	324.700	38.900	0.000	0.000
Blocks									
4822	Viability Gap Fund (VGF) Un-Approved Punjab	2,790.000	0.000	0.000	2,790.000	2,790.000	0.000	0.000	0.000
4823	Research and Development /Technical support / consultancies Un-Approved Punjab	300.000	0.000	0.000	300.000	300.000	0.000	0.000	0.000
4824	Funding for leftover / incomplete schemes Un-Approved Punjab	1,250.000	0.000	0.000	1,250.000	1,250.000	0.000	0.000	0.000
Sub-Total: Blocks		4,340.000	0.000	0.000	4,340.000	4,340.000	0.000	0.000	0.000
Total: NEW SCHEMES		6,634.158	0.000	50.000	5,540.478	5,590.478	544.984	195.000	268.000
Total: ADP		28,863.552	14,610.717	90.048	10,159.952	10,250.000	2,715.276	265.000	482.680
<u>OTHER DEVELOPMENT PROGRAMME</u>									
ODP									
4825	Urban Unit (Punjab Jobs & Competitiveness Programme for Results- Punjab Spatial Strategy). Un-Approved Punjab	1,735.000	0.000	0.000	500.000	500.000	498.828	212.669	522.669
Sub-Total: ODP		1,735.000	0.000	0.000	500.000	500.000	498.828	212.669	522.669
Total: OTHER DEVELOPMENT PROGRAMME		1,735.000	0.000	0.000	500.000	500.000	498.828	212.669	522.669
Grand Total		30,598.552	14,610.717	90.048	10,659.952	10,750.000	3,214.104	477.669	1,005.349

SPECIAL PROGRAMME/ INITIATIVES: SUMMARY

(Million Rs.)

Type / Sub Sector	No. of Schemes	Provision for 2016-17				Projection for 2017-18	Projection for 2018-19
		Capital	Revenue	Foreign Aid	G. Total (Cap+Rev)		
<u>NEW SCHEMES</u>							
Regular	3	0.000	35,000.000	0.000	35,000.000	0.000	0.000
Total: NEW SCHEMES	3	0.000	35,000.000	0.000	35,000.000	0.000	0.000
Total: ADP	3	0.000	35,000.000	0.000	35,000.000	0.000	0.000
<u>OTHER DEVELOPMENT PROGRAMME</u>							
ODP	1	0.000	2,000.000	0.000	2,000.000	0.000	0.000
Total: OTHER DEVELOPMENT PROGRAMME	1	0.000	2,000.000	0.000	2,000.000	0.000	0.000
Grand Total	4	0.000	37,000.000	0.000	37,000.000	0.000	0.000

SPECIAL PROGRAMME/ INITIATIVES

(Million Rs.)

GS No	Scheme Information Approval Date / Location	Est. Cost	Accum. Exp June,16	Provision for 2016-17			MTDF Projections		Throw fwd Beyond June, 2019
				Cap	Rev	G. Total (Cap+Rev)	2017-18	2018-19	
1	2	3	4	5	6	7	8	9	10

NEW SCHEMES

Regular

4826	Prime Minister's SDG Programme Un-Approved Punjab	15,000.000	0.000	0.000	15,000.000	15,000.000	0.000	0.000	0.000
4827	Priority Program Un-Approved Punjab	10,000.000	0.000	0.000	10,000.000	10,000.000	0.000	0.000	0.000
4828	Special Development Package Un-Approved Punjab	10,000.000	0.000	0.000	10,000.000	10,000.000	0.000	0.000	0.000
Sub-Total: Regular		35,000.000	0.000	0.000	35,000.000	35,000.000	0.000	0.000	0.000
Total: NEW SCHEMES		35,000.000	0.000	0.000	35,000.000	35,000.000	0.000	0.000	0.000
Total: ADP		35,000.000	0.000	0.000	35,000.000	35,000.000	0.000	0.000	0.000

OTHER DEVELOPMENT PROGRAMME

ODP

4829	Special Development Package for Balochistan Un-Approved Balochistan	2,000.000	0.000	0.000	2,000.000	2,000.000	0.000	0.000	0.000
Sub-Total: ODP		2,000.000	0.000	0.000	2,000.000	2,000.000	0.000	0.000	0.000
Total: OTHER DEVELOPMENT PROGRAMME		2,000.000	0.000	0.000	2,000.000	2,000.000	0.000	0.000	0.000
Grand Total		37,000.000	0.000	0.000	37,000.000	37,000.000	0.000	0.000	0.000

DISTRICT/TMA DEVELOPMENT PROGRAMME: SUMMARY

(Million Rs.)

Type / Sub Sector	No. of Schemes	Provision for 2016-17				Projection for 2017-18	Projection for 2018-19
		Capital	Revenue	Foreign Aid	G. Total (Cap+Rev)		
<u>NEW SCHEMES</u>							
Regular	1	0.000	15,000.000	0.000	15,000.000	0.000	0.000
Total: NEW SCHEMES	1	0.000	15,000.000	0.000	15,000.000	0.000	0.000
Total: ADP	1	0.000	15,000.000	0.000	15,000.000	0.000	0.000
Grand Total	1	0.000	15,000.000	0.000	15,000.000	0.000	0.000

DISTRICT/TMA DEVELOPMENT PROGRAMME

(Million Rs.)

GS No	Scheme Information Approval Date / Location	Est. Cost	Accum. Exp June,16	Provision for 2016-17			MTDF Projections		Throw fwd Beyond June, 2019
				Cap	Rev	G. Total (Cap+Rev)	2017-18	2018-19	
1	2	3	4	5	6	7	8	9	10

NEW SCHEMES

Regular

4830	District/TMA Development Programme. Un-Approved Punjab	15,000.000	0.000	0.000	15,000.000	15,000.000	0.000	0.000	0.000
------	---	------------	-------	-------	------------	------------	-------	-------	-------

Sub-Total: Regular	15,000.000	0.000	0.000	15,000.000	15,000.000	0.000	0.000	0.000
--------------------	------------	-------	-------	------------	------------	-------	-------	-------

Total: NEW SCHEMES	15,000.000	0.000	0.000	15,000.000	15,000.000	0.000	0.000	0.000
--------------------	------------	-------	-------	------------	------------	-------	-------	-------

Total: ADP	15,000.000	0.000	0.000	15,000.000	15,000.000	0.000	0.000	0.000
------------	------------	-------	-------	------------	------------	-------	-------	-------

Grand Total	15,000.000	0.000	0.000	15,000.000	15,000.000	0.000	0.000	0.000
-------------	------------	-------	-------	------------	------------	-------	-------	-------
